







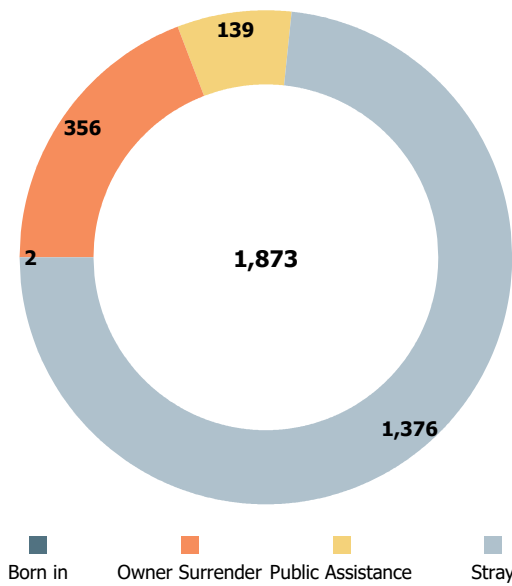
Austin Animal Center Monthly Report July 2019



Austin Animal Center July 2019 Intakes



	 Neonatal	 Kitten	 Adult Cat	 Neonatal	 Puppy	 Adult Dog	Total
Born in	2	0	0	0	0	0	2
Owner Surrender	28	59	53	13	41	162	356
Public Assistance	0	0	5	8	31	95	139
Stray	268	294	160	33	229	392	1,376
Total	298	353	218	54	301	649	1,873

Intakes by Intake Type





Age Breakdown



Neonatal

  under 6 weeks old

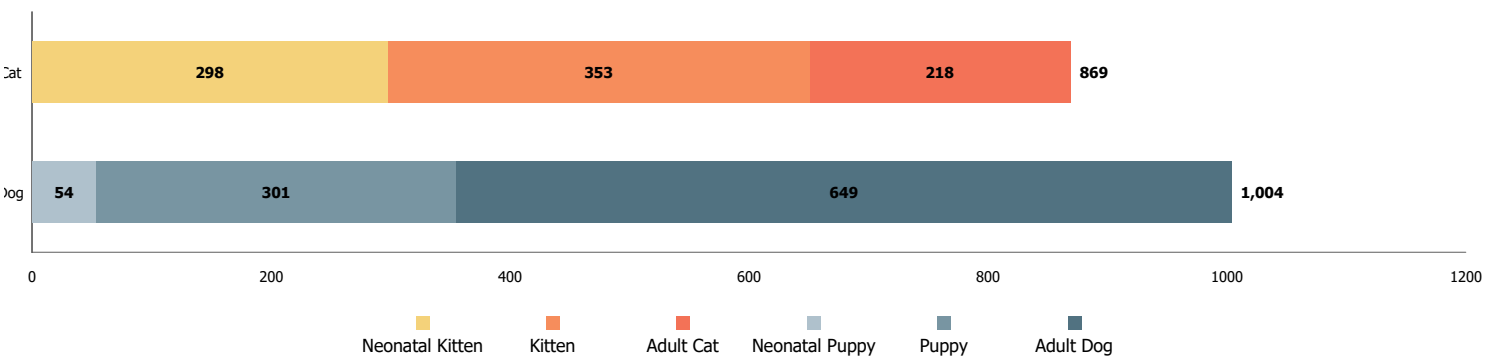
Kitten/Puppy

  6 weeks to under 1 year old

Adult

  at least 1 year old

Intakes by Age Breakdown

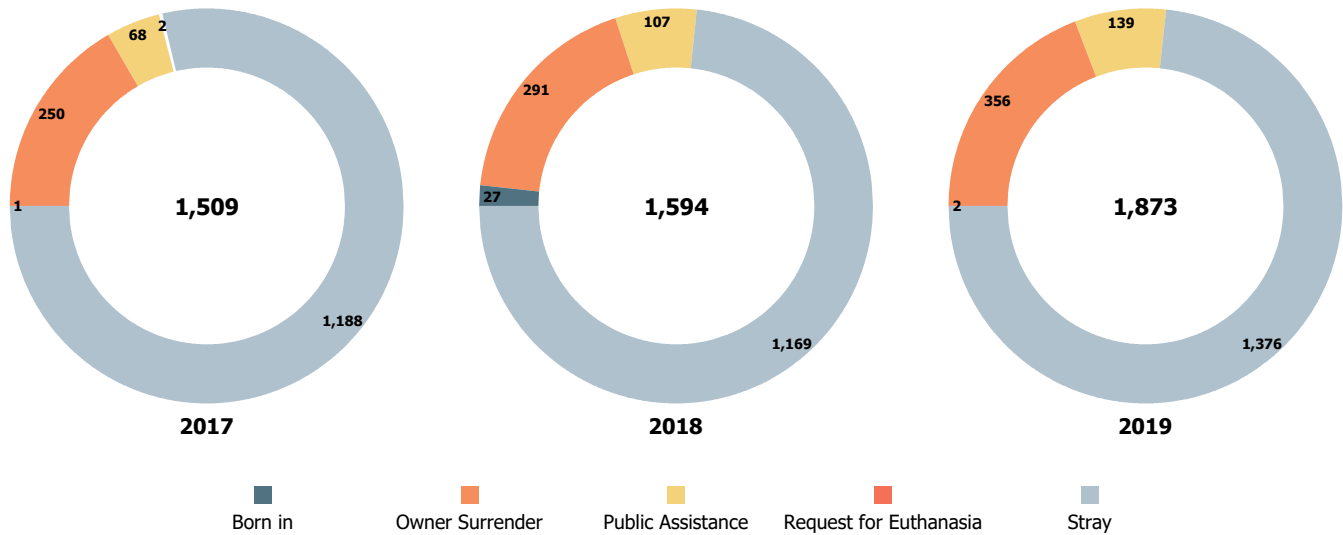


Austin Animal Center July 2017 to 2019 Intakes

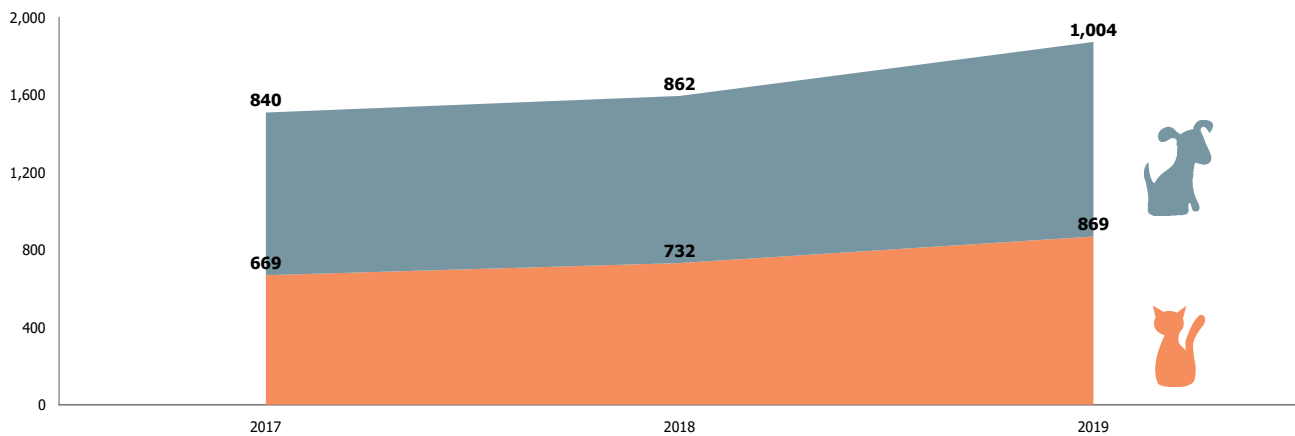


	2017			2018			2019		
	Cat	Dog	Total	Cat	Dog	Total	Cat	Dog	Total
Born in	0	1	1	10	17	27	2	0	2
Owner Surrender	90	160	250	123	168	291	140	216	356
Public Assistance	9	59	68	21	86	107	5	134	139
Request for Euthanasia	2	0	2	0	0	0	0	0	0
Stray	568	620	1,188	578	591	1,169	722	654	1,376
Total	669	840	1,509	732	862	1,594	869	1,004	1,873

Yearly July Intakes by Intake Type



Yearly July Intakes by Animal Type


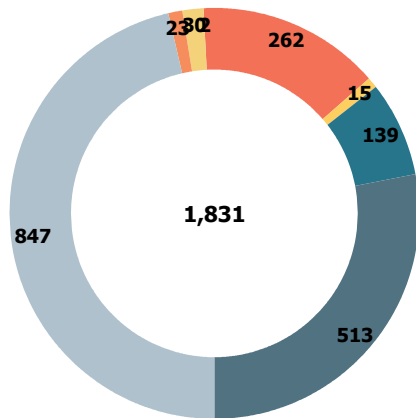


Austin Animal Center July 2019 Outcomes



	Neonatal	Kitten	Adult Cat	Neonatal	Puppy	Adult Dog	Total
Adoption	0	335	69	0	170	273	847
Deceased	9	9	2	0	0	3	23
Humane Euthanasia	5	2	8	1	8	6	30
Missing	0	0	0	0	0	2	2
RTO	0	0	20	6	34	202	262
Rto-Adopt	0	0	0	0	0	15	15
Shelter Neuter Return	0	54	85	0	0	0	139
Transfer	153	83	45	21	72	139	513
Total	167	483	229	28	284	640	1,831

Outcomes by Outcome Type



Age Breakdown

Neonatal

under 6 weeks old

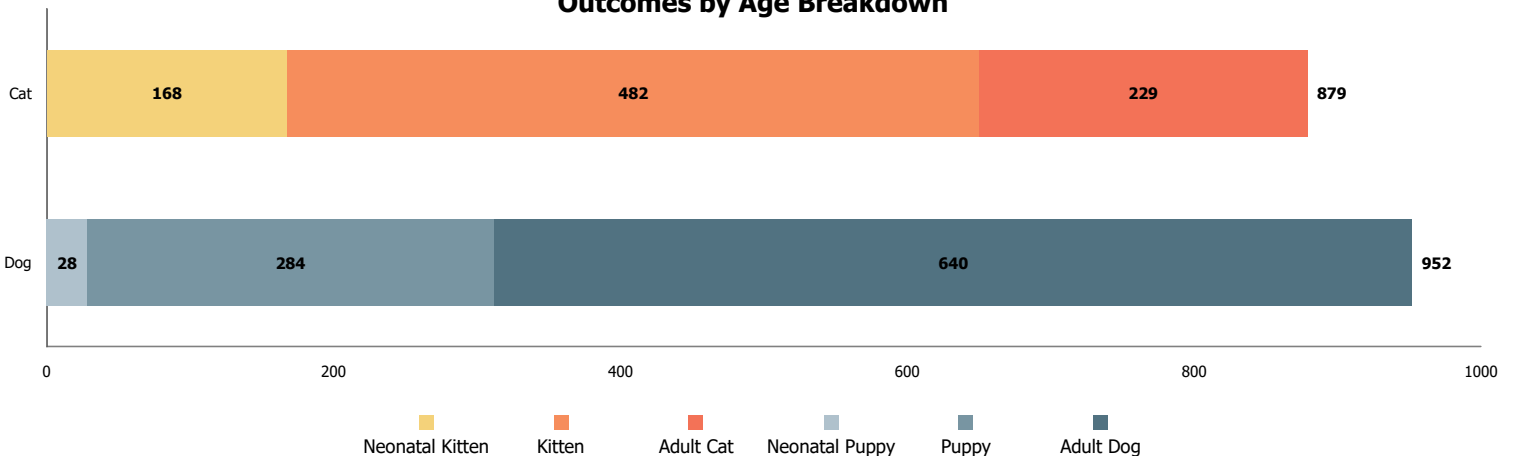
Kitten/Puppy

6 weeks to under 1 year old

Adult

at least 1 year old

Outcomes by Age Breakdown

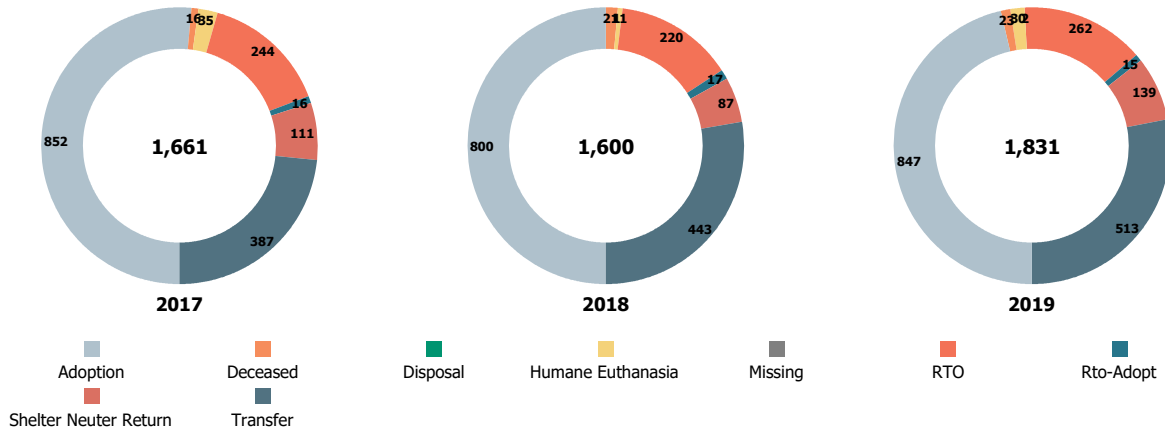


Austin Animal Center July 2017 to 2019 Outcomes

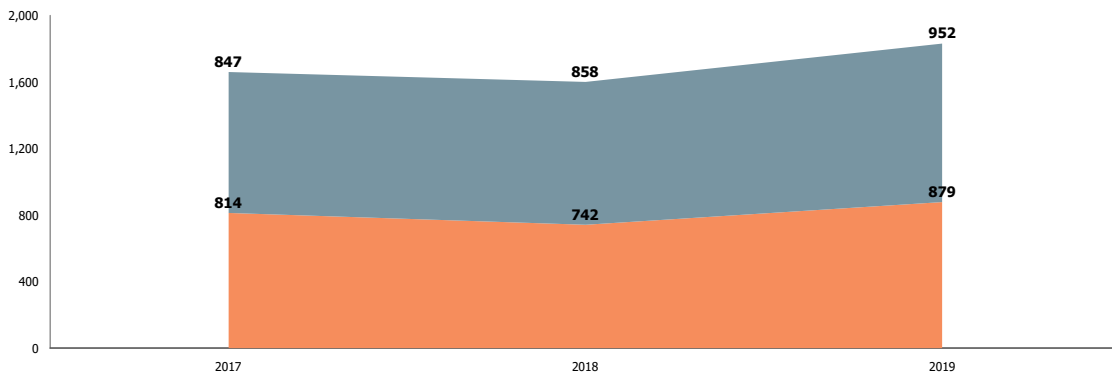


	2017			2018			2019		
	Cat	Dog	Total	Cat	Dog	Total	Cat	Dog	Total
Adoption	440	412	852	369	431	800	404	443	847
Deceased	13	3	16	12	9	21	20	3	23
Disposal	0	0	0	1	0	1	0	0	0
Humane Euthanasia	24	11	35	7	4	11	15	15	30
Missing	0	0	0	0	0	0	0	2	2
RTO	29	215	244	17	203	220	20	242	262
Rto-Adopt	5	11	16	5	12	17	0	15	15
Shelter Neuter Return	111	0	111	87	0	87	139	0	139
Transfer	192	195	387	244	199	443	281	232	513
Total	814	847	1,661	742	858	1,600	879	952	1,831

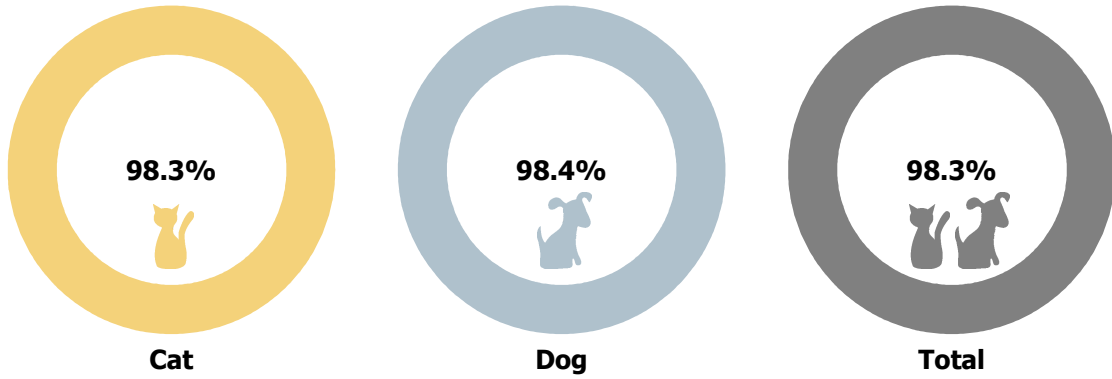
Yearly July Outcomes by Outcome Type



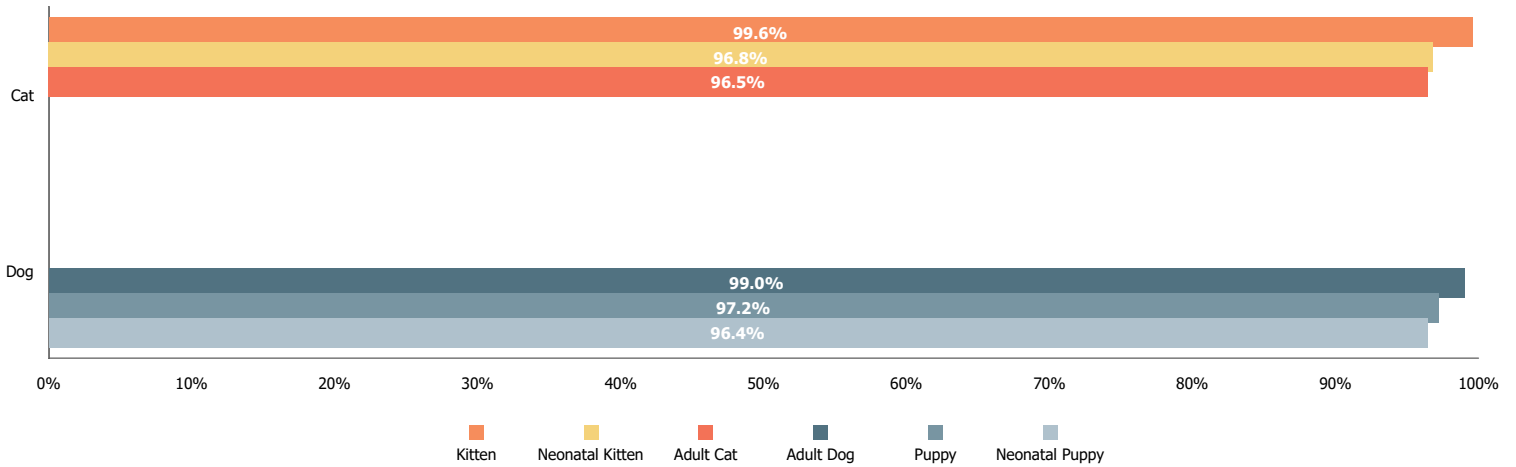
Yearly July Outcomes by Animal Type



Total Live Release Rates



Live Release Rates by Age Breakdown



Yearly July Live Release Rates Compared

