

Austin Animal Center Monthly Report March 2019

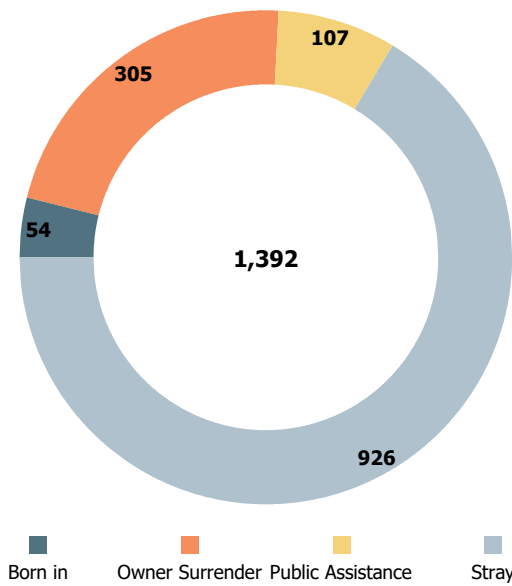


Austin Animal Center March 2019 Intakes



	Neonatal	Kitten	Adult Cat	Neonatal	Puppy	Adult Dog	Total
Born in	46	0	0	8	0	0	54
Owner Surrender	0	22	58	5	67	153	305
Public Assistance	0	1	18	0	16	72	107
Stray	83	34	147	42	164	456	926
Total	129	57	223	55	247	681	1,392

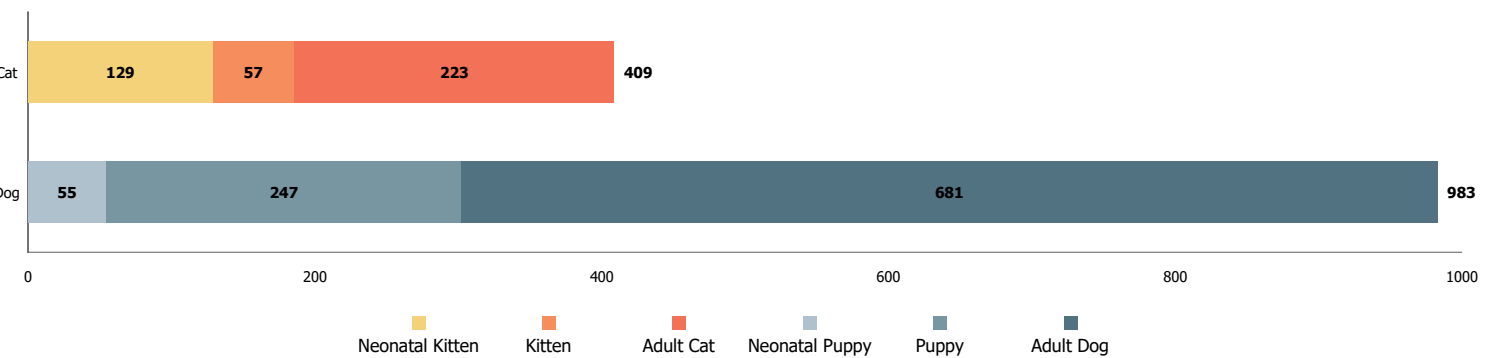
Intakes by Intake Type



Age Breakdown

- Neonatal**
under 6 weeks old
- Kitten/Puppy**
6 weeks to under 1 year old
- Adult**
at least 1 year old

Intakes by Age Breakdown

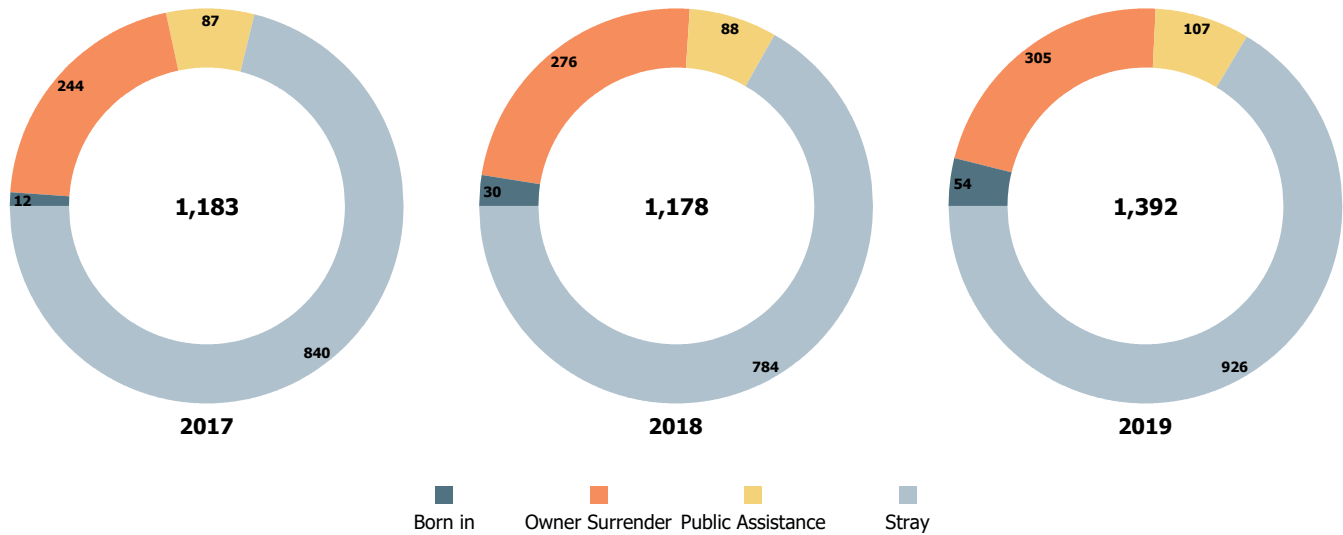


Austin Animal Center March 2017 to 2019 Intakes

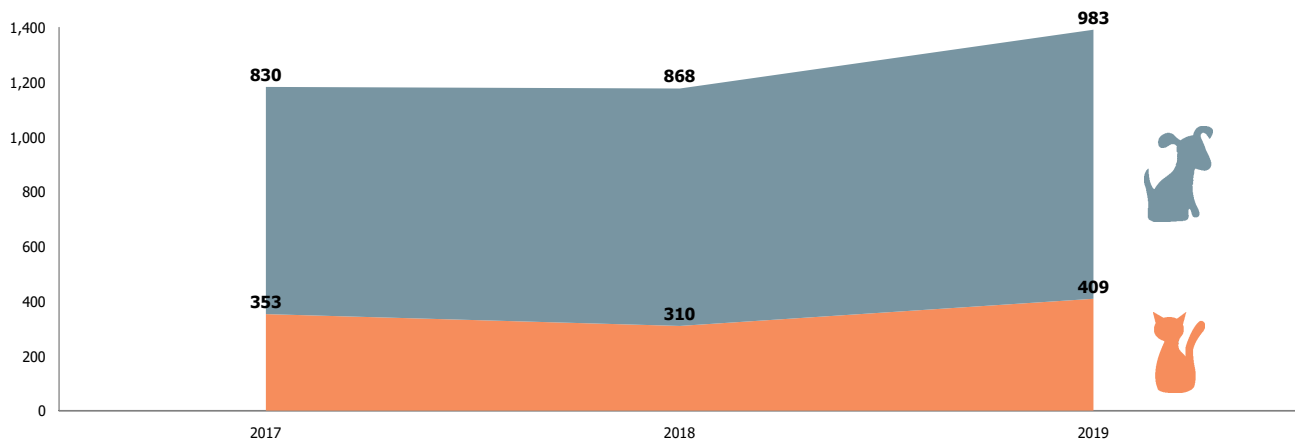


	2017			2018			2019		
	Cat	Dog	Total	Cat	Dog	Total	Cat	Dog	Total
Born in	0	12	12	5	25	30	46	8	54
Owner Surrender	84	160	244	94	182	276	80	225	305
Public Assistance	8	79	87	11	77	88	19	88	107
Stray	261	579	840	200	584	784	264	662	926
Total	353	830	1,183	310	868	1,178	409	983	1,392

Yearly March Intakes by Intake Type



Yearly March Intakes by Animal Type

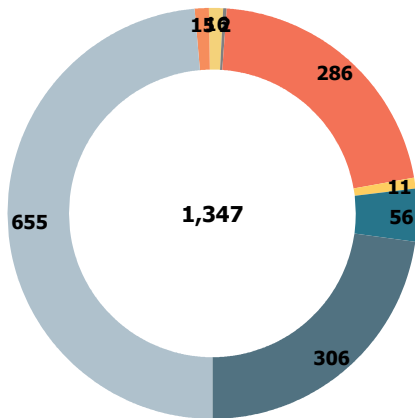


Austin Animal Center March 2019 Outcomes



	Neonatal	Kitten	Adult Cat	Neonatal	Puppy	Adult Dog	Total
Adoption	0	65	98	0	194	298	655
Deceased	3	2	0	4	2	4	15
Humane Euthanasia	1	0	8	0	0	7	16
Missing	0	0	1	0	0	1	2
RTO	0	9	34	0	30	213	286
Rto-Adopt	0	0	1	0	2	8	11
Shelter Neuter Return	0	9	47	0	0	0	56
Transfer	49	3	40	25	59	130	306
Total	53	88	229	29	287	661	1,347

Outcomes by Outcome Type



Age Breakdown

Neonatal


under 6 weeks old

Kitten/Puppy

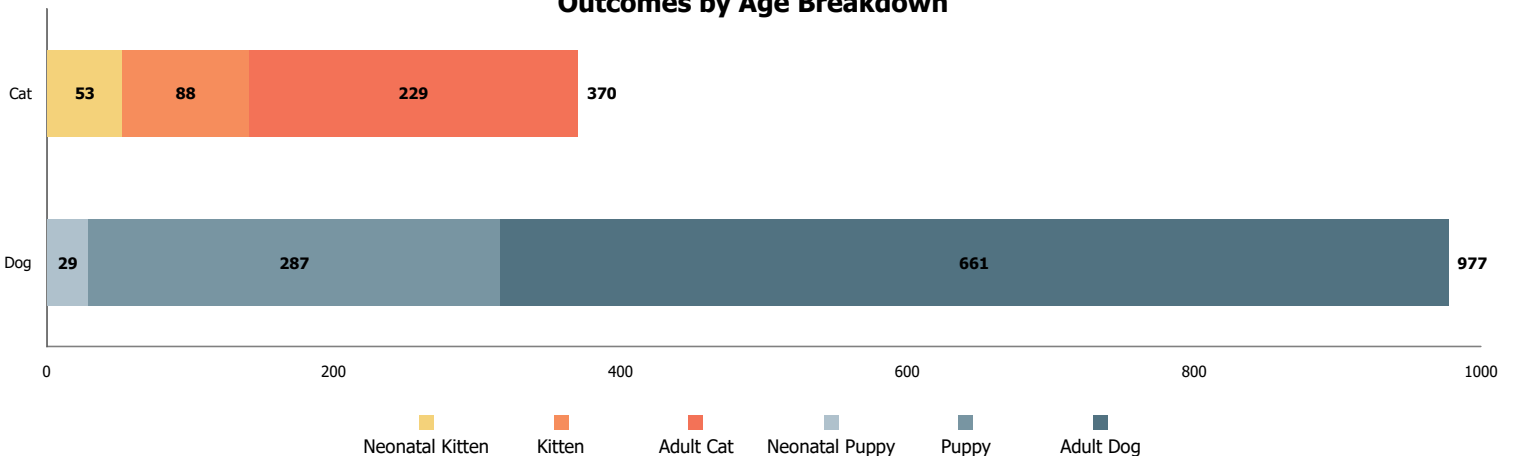
6 weeks to under 1 year old

Adult

at least 1 year old



Outcomes by Age Breakdown

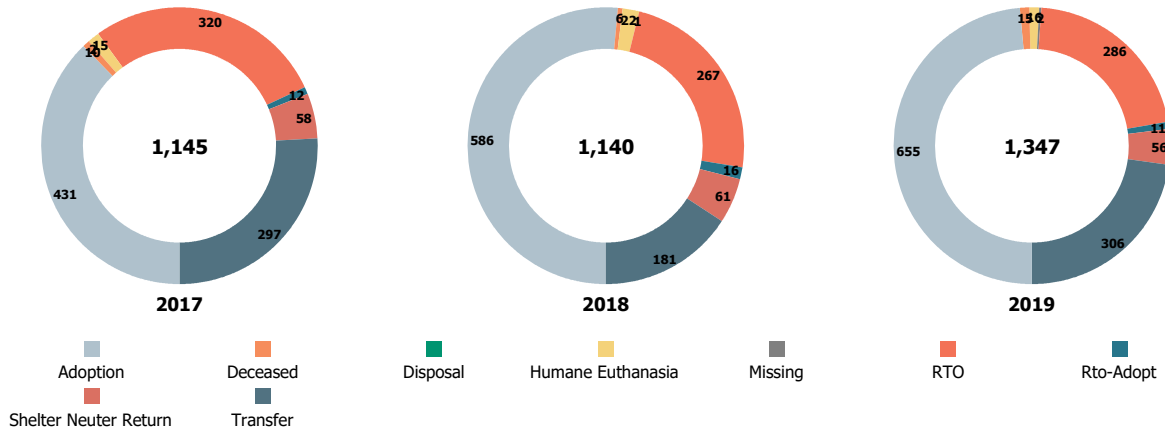


Austin Animal Center March 2017 to 2019 Outcomes

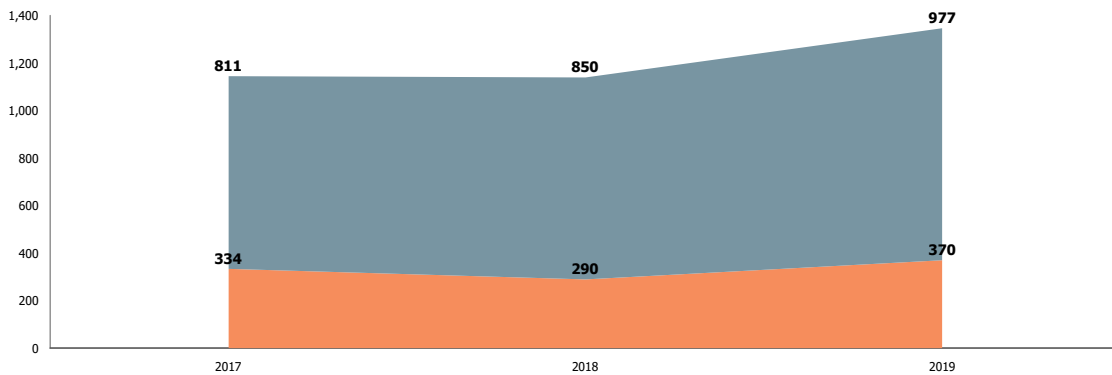


	2017			2018			2019		
	Cat	Dog	Total	Cat	Dog	Total	Cat	Dog	Total
Adoption	110	321	431	119	467	586	163	492	655
Deceased	8	2	10	3	3	6	5	10	15
Disposal	0	2	2	0	0	0	0	0	0
Humane Euthanasia	12	3	15	12	10	22	9	7	16
Missing	0	0	0	1	0	1	1	1	2
RTO	27	293	320	26	241	267	43	243	286
Rto-Adopt	4	8	12	2	14	16	1	10	11
Shelter Neuter Return	58	0	58	61	0	61	56	0	56
Transfer	115	182	297	66	115	181	92	214	306
Total	334	811	1,145	290	850	1,140	370	977	1,347

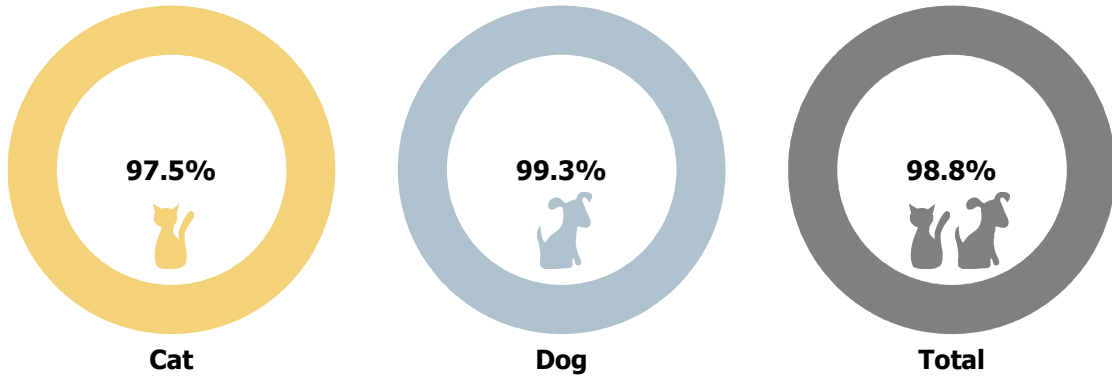
Yearly March Outcomes by Outcome Type



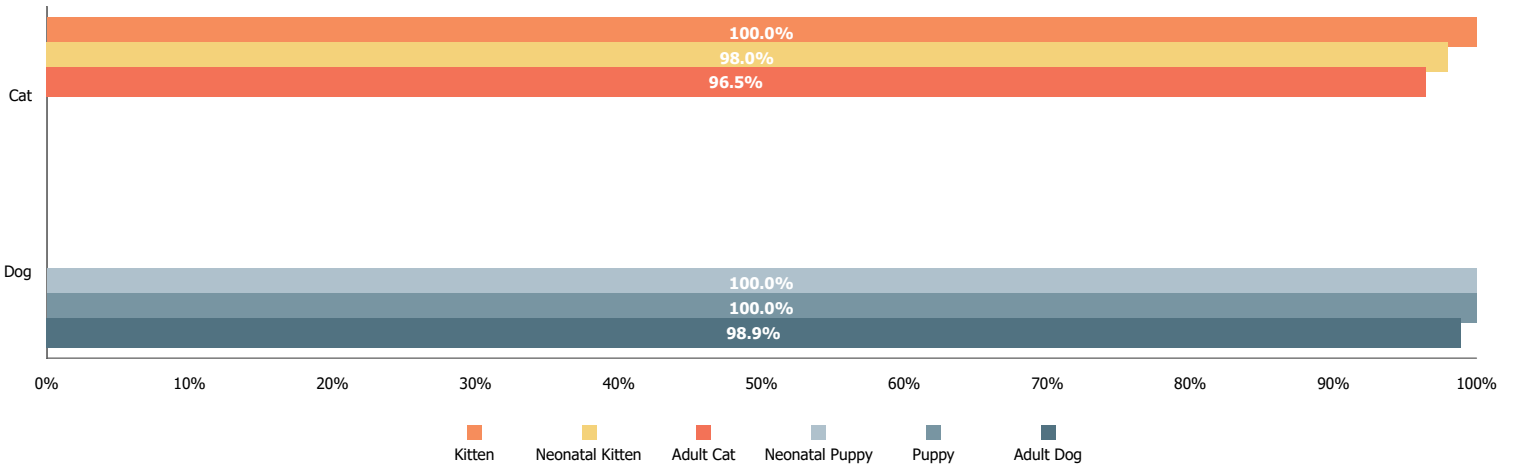
Yearly March Outcomes by Animal Type



Total Live Release Rates



Live Release Rates by Age Breakdown



Yearly March Live Release Rates Compared

