

COLONY PARK AQUATIC FACILITY

Virtual Public Meeting #1

January 27, 2021



Servicios de Interpretación en Español

TELEFONO: 512-387-8400

ID DE CONFERENCIA: 568 957 645#

VIRTUAL MEETING AGENDA

- Project Team Introduction
- History of Colony Park Pool
- Overview of Pool Classification
- Art in Public Places Process
- Project Timeline
- Community Conversations
- Questions

CITY OF AUSTIN PROJECT TEAM

Scott Sinn

Landscape Architect II/Project Contact

Marjorie Flanagan

Project Manager, Art in Public Places

Jodi Jay

Division Manager, Aquatics

PROJECT DESIGN TEAM

Design Lead

Marmon Mok Architecture
Greg Houston

Project Management

ECM International, Inc.
David Neugebauer

Construction Manager at Risk

Flintco, LLC
Gary Miller

Community Engagement

Cortez Consulting
Dr. Laura J. Cortez

HISTORY OF COLONY PARK POOL

- The 93-acre Colony Park District Park in northeast Austin currently includes Volma Overton Elementary, the Turner-Roberts Recreation Center and Colony Park District Park.
- In 2018, the community approved a \$13.1 million general obligation (G.O.) bond to support the design and construction of an aquatic facility in Colony Park.
- Over the next two years, our team will work side-by-side with the community to design the future pool for Colony Park.



POOL CLASSIFICATION: COMMUNITY POOL



SERVICE AREA:

3 MILE, 10 MIN. DRIVE/
BIKEABLE

POOL SIZE:

SURFACE AREA
5,000-7,000 SF

CONSTRUCTION COST:

NEW CONSTRUCTION: \$5-7 MILLION
RENOVATION: \$3-4 MILLION

FEATURES



6-8 LAP LANES @ 75' LENGTH



ACTIVITY POOL



SMALL WATER SLIDE



BATHHOUSE / FAMILY RESTROOM

PRIMARY ELEMENTS



SPRAYGROUND



ACTIVITY POOL



SMALL WATER SLIDE



RECREATION / LAP LANES



SPRAYGROUND



ZERO DEPTH ENTRY



DIVING BOARD



SHADE



TRAINING / PARTY ROOM



OFFICE

POOL CLASSIFICATION: COMMUNITY POOL

- Austin currently has four pool classifications: Neighborhood Pool, Community Pool, Regional Aquatic-Facility and Year-round Community Indoor Facility.
- Colony Park is identified as a Community Pool, similar to Bartholomew, Givens and Dove Springs.
- Features typically include:
 - Pool size traditionally 5,000-7,000 sq/ft
 - 6-8 Lap lanes
 - Recreational Play Area
 - Aquatics Office/Training Rooms

The purpose of this meeting is to determine which features best fit the Colony Park community.

POOL FEATURES: EXISTING SYSTEM

A. Slide



B. Shade Structure



C. Lap Lanes



D. Diving Board (COVID)





ART IN PUBLIC PLACES

ART IN PUBLIC PLACES (AIPP)

- AIPP is a program of the Cultural Arts Division within the Economic Development Department
- City Ordinance: Percent-for-Art Program
- What is Public Art?
 - Artist + Community
- Why Public Art?
 - Collective memory + culture




HOW DOES AIPP WORK?



1. Select an Artist: 6-8 Months (AIPP staff + Community)
2. Artist Research + Design: 1-2 Years (Artist + Community)
3. Artist Makes + Installs Art: 1 Year (Artist)
4. Community Enjoys Artwork: 20+ Years!

Throughout: Reviews and approvals by Community Stakeholders, AIPP Panel, Arts Commission, Sponsor Department, Council, etc.

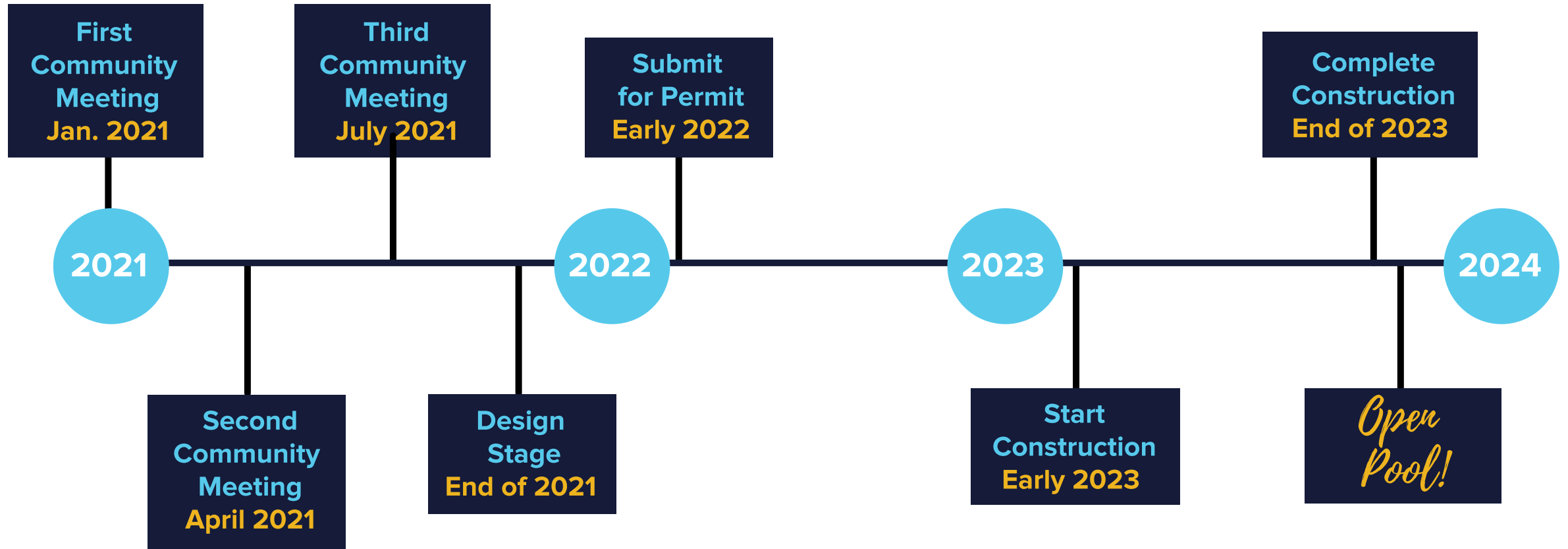
AIPP + COLONY PARK



- Colony Park District Park
 - Tyson Davis
 - Peace and Harmony
- What do we need from you?
 - Now: Ideas + Inspiration
 - Future: Participation (artists + jurors)
- How is this information used?
 - Goals for the artwork

PROJECT TIMELINE

We are here!



A photograph of a group of people splashing in a swimming pool, overlaid with a semi-transparent blue filter. The central figure is a man with his arms raised, surrounded by a large splash of water. Other people are visible in the background, some with their arms raised, suggesting a fun, social atmosphere. The text 'AUDIENCE CHECK-IN' is centered over the image in a white, sans-serif font.

AUDIENCE CHECK-IN

Now we'd love
to hear from you!

COMMUNITY CONVERSATIONS

Directions:

1. Take out your phones or open a new tab.
2. Click on the link in the comments section.
3. Enter your name and hit submit.
4. You're ready to share your feedback!

COMMUNITY CONVERSATIONS

**When you think about Colony Park,
what word or phrase best describes
your community?**

Cuando piensa en la comunidad de Colony Park,
¿qué palabra o frase describe mejor su comunidad?



COMMUNITY CONVERSATIONS

**When you envision the Colony Park
Aquatic Facility, what kind of place
would you like it to be?**

Cuando se imagina la instalación acuática de Colony Park,
¿qué tipo de lugar le gustaría que fuera?

COMMUNITY CONVERSATIONS: AIPP

What word(s) could you share with an artist to help design the artwork for this project?

¿Qué palabra(s) podrías compartir con un artista para ayudar a diseñar las obras de arte de este proyecto?

COMMUNITY CONVERSATIONS: AIPP

Why is the Colony Park Aquatic Facility important for your community?

¿Por qué es importante la instalación acuática de Colony Park para su comunidad?

A photograph of a group of people splashing in a swimming pool. The image is overlaid with a semi-transparent blue filter. In the center, a man is splashing water with his arms raised. To his right, a woman is also splashing. In the foreground, the back of a person's head and shoulders is visible, looking towards the pool. The text 'COMMUNITY PREFERENCE EXERCISE' is written in large, white, sans-serif capital letters across the middle of the image.

COMMUNITY
PREFERENCE
EXERCISE

COMMUNITY PREFERENCE EXERCISE

What are the top 4 activities you would like to see at the Colony Park Aquatic Facility?

¿Cuáles son las 4 actividades principales que le gustaría ver en la instalación acuática de Colony Park?

Pool Activities

'What you do in the water'

This includes informal recreation such as free swim, structured classes like swim lessons or competitive events such as water polo.

Actividades en la Piscina

'Lo que se hace en el agua'

Esto incluye actividades recreativas informales como la natación libre, clases estructuradas como de natación o eventos competitivos como el polo acuático.

POOL ACTIVITIES SAMPLE



A. RECREATIONAL FREE SWIM
NATACIÓN LIBRE RECREATIVA



B. LAP SWIMMING
NATACIÓN DE VUELTA



C. WATER EXERCISE
EJERCICIO EN EL AGUA

POOL ACTIVITIES SAMPLE



D. LOG ROLL
ROLLO DE TRONCO



E. WATER VOLLEYBALL
VOLEIBOL ACUÁTICO



F. WATER BASKETBALL
BALONCESTO ACUÁTICO



G. WATER GAMES
JUEGOS ACUÁTICOS

POOL ACTIVITIES SAMPLE



H. SWIM LESSONS
CLASES DE NATACIÓN



I. LIFEGUARD TRAINING
ENTRENAMIENTO DE SALVAVIDAS



J. KAYAK TRAINING
ENTRENAMIENTO DE KAYAK

POOL ACTIVITIES SAMPLE



K. COMPETITIVE DIVING
BUCEO COMPETITIVO



L. COMPETITIVE SWIMMING
NATACIÓN COMPETITIVA



M. WATER POLO
POLO ACUÁTICO

COMMUNITY PREFERENCE EXERCISE

What are the top 4 pool amenities that you would like to see at the Colony Park Aquatic Facility?

¿Cuáles son las 4 comodidades principales de la piscina que le gustaría ver en la instalación acuática de Colony Park?



Pool Amenities

'What is built with the pool'


Features within the pool to support or enhance pool activities.

Instalaciones de la Piscina

'Lo que se construye en la piscina'

Características dentro de la piscina para apoyar o mejorar las actividades de la piscina.

POOL AMENITIES SAMPLE



A. LANE LINES
LÍNEAS DE CARRIL



B. WATER BASKETBALL GOAL
PORTERÍA DE BALONCESTO DE AGUA



C. PLAY FEATURES
CARACTERÍSTICAS DE JUEGO


POOL AMENITIES SAMPLE



D. WATER TREE
ÁRBOL DEL AGUA



E. WATER SLIDES
TOBOGANES DE AGUA



F. WATER UMBRELLA
PARAGUAS DE AGUA

POOL AMENITIES SAMPLE



G. WATER SHELF
ESTANTE DE AGUA



H. WATER BENCH
BANCA DE AGUA



I. ZERO ENTRY
ENTRADA CERO



J. SUN DECK
CUBIERTA DE SOL

COMMUNITY PREFERENCE EXERCISE

What are the top 4 building characters that you would like to see at the Colony Park Aquatic Facility?

¿Cuáles son las 4 características estéticas del edificio que le gustaría ver en la instalación acuática de Colony Park?

Building Character

'What gives the building character'

Site planting, accessories or materials to present a style or character.

Personalidad del Edificio

'Lo que da personalidad al edificio'

La plantación, los accesorios o los materiales para presentar un estilo o personalidad.

BUILDING CHARACTER SAMPLE



A. MASONRY BLOCK & WOOD STUD FRAMING
ALBAÑILERÍA Y MARCO DE MADERA



B. METAL PANEL & MESH
PANEL Y MALLA METÁLICA



C. STONE & TIMBER FRAMING
ESTRUCTURA DE PIEDRA Y MADERA



D. CONCRETE WALLS & STEEL FRAME
PAREDES DE CONCRETO Y MARCO DE ACERO

BUILDING CHARACTER SAMPLE



E. MASONRY BLOCK & TRANSLUCENT PANELS
ALBAÑILERÍA Y PANELES TRANSLÚCIDOS



F. LIMESTONE, GLASS & ALUMINUM PANELS
PIEDRA CALIZA, VIDRIO Y PANELES DE ALUMINIO



G. STUCCO & COLORED PANELS
STUCO Y PANELES METÁLICOS DE COLOR

BUILDING CHARACTER SAMPLE



H. MASONRY & TIMBER
ALBAÑILERÍA Y MADERA



I. METAL MESH SHADE STRUCTURE
ESTRUCTURA DE SOMBRA DE MALLA METÁLICA



J. COLORFUL SHADE STRUCTURE & WOOD SIDING
SOMBRA DE COLORES Y REVESTIMIENTO DE MADERA



K. GIVENS STONE WORK
TRABAJO DE PIEDRA GIVENS

BUILDING CHARACTER SAMPLE



L. FABRIC SHADE STRUCTURE
ESTRUCTURA DE SOMBRA DE TELA



M. GABION WALL CONCRETE & STEEL
MURO DE CONCRETO Y ACERO



N. CONCRETE & TRANSLUCENT ROOF
CONCRETO Y TECHO TRANSLÚCIDO



O. CURVILINEAR TIMBER FRAME
FORMAS CURVILÍNEAS DE MADERA

OPPORTUNITIES

**GET HIRED. GET TRAINED.
GET WORKING!**

NOW HIRING LIFEGUARDS & SWIM INSTRUCTORS



\$15 HOUR

- + FREE BUS PASS
- + PAID SICK LEAVE
- + FLEXIBLE SCHEDULE

LIFEGUARDAUSTIN.COM





NEXT STEPS

- Community preferences open until **February 15**
- Concept designs will be informed by feedback
- We will see everyone in April 2021!

A group of people are splashing in a swimming pool. The image is overlaid with a semi-transparent blue filter. In the center, a man is splashing water with his arms raised. To his right, a woman is also splashing. In the foreground, the back of a person's head and shoulders is visible, looking towards the pool. The background shows the pool's edge and some blue seating.

QUESTIONS

PREGUNTAS



THANK YOU!

¡GRACIAS!

Project Contact:

Scott Sinn, PLA

scott.sinn@austintexas.gov

