



**AUSTIN AIRPORT ADVISORY COMMISSION
MINUTES**

**REGULAR MEETING
TUESDAY, JUNE 12, 2012**

The Austin Airport Advisory Commission convened in a regular meeting on Tuesday, June 12, 2012 at 2716 Spirit of Texas Drive, in Room 160 in Austin, Texas.

Chair Dale Murphy called the meeting to order at 5:06 p.m.

Commission Members in Attendance:

Dale Murphy, Chair
George Farris

Steven Hart, Vice Chair
Ernest Saulmon

D'Ann Johnson, Secretary
Rose Marie Klee

Commission Members Absent:

James Kelsey

Staff in Attendance:

Shane Harbinson
Dave Arthur
Kellye Mireles
Robert Hengst
Yolanda Tovar

Others Present:

Chris Coons – RW Armstrong
Erik Nelson – COA Budget Office
Nate Granger – RS&H

1. CITIZENS COMMUNICATIONS: GENERAL

None.

2. APPROVAL OF MINUTES

The minutes from the meeting of May 8, 2012 were approved on Vice Chair Steven Hart's motion, George Farris' second on a 5-0 vote with the following changes:

3b) You can also see that the airline revenue is 5% lower than the budget and the non-airline revenue is 6% higher than the budget.

Secretary D'Ann Johnson and Commission Member James Kelsey were absent.

3. STAFF BRIEFING, REPORTS AND PRESENTATIONS

- a) Planning & Engineering Capital Improvement Project Status Report Presentation was presented by Shane Harbinson, Assistant Director, Aviation Department. Shane Harbinson hit on several highlights from Planning & Engineering projects.
- b) Finance & Operations Reports Presentation was presented by Yolanda Tovar, Financial Manager, Aviation Department.

Secretary D'Ann Johnson showed at 5:30 PM.

- c) GTSA Transactions Report Presentation was presented by Shane Harbinson, Assistant Director, Aviation Department. Shane Harbinson discussed the GTSA Transactions for December 2011. See below for a year-to-year comparison.

YEAR TO YEAR COMPARISON			
SERVICE CATEGORY	MAY 2012	MAY 2011	% Increase/(decrease)
TAXICAB	25,988	28,309	(8.2%)
LIMOUSINE	2,706	1,995	35.6%
HOTEL SHUTTLE	3,610	3,202	12.7%
OTHER SHUTTLE	453	467	(3.0%)
CHARTER BUS	39	28	39.3%
OVERALL TOTAL	32,796	34,001	(3.5%)

4. ABIA Action Items

- a) Approve the appointment of Elaine Hart to the Board of Directors of Austin-Bergstrom Landhost Enterprises, Inc. to replace Robert Goode.

The motion authorizing action item 4a was approved on Secretary D'ann Johnson's motion, Commission Member Ernest Saulmon's second on a 6-0 vote. Commission Member James Kelsey was absent.

5. NEW BUSINESS

- a) CONRAC Project Update. A meeting was held last week with the design build team and our consultant to go over the design. Hope to move into construction sets by the end of August. Secretary D'Ann Johnson and Commission Member Rose Marie Klee reported on the artist interviews.
- b) Open Discussion on Taxi operations at the airport. Outreach has been done to the health department for a mobile health unit to come and do checkups for the taxi drivers. The bathrooms are being locked at midnight due to vandalism.
- c) Status update on VOR checkpoint. There seems to be too weak of a signal to make it effective so there are talks that Austin Executive might have a stronger signal.

- d) Part 139 Inspection results. Part 139 is the airport operating certificate. The FAA was here for one week testing the competency of operation, maintenance and firefighting staff. The comments from the FAA have not been officially submitted to us but they did say there is an excess of paint buildup on the taxi way center lines so staff is removing the paint as we speak.
- e) FAA Title 6 Audit. There is nothing to report other than they are here and reviewing our documentation. This is the first time we have gone through it so we are not sure what the process is. This is a new program for the FAA so there is no schedule on how often they will do this.
- f) Operating Budget Update. Yolanda Tovar, Financial Manager, Aviation Department presented the 2013 Operating Budget Update. A concern was brought up about the increase in cab fees and long term parking and how it compares to other airports.

6. OLD BUSINESS (updates)

- a) Status of action items upon which the Commission has made a recommendation to Council.
(Please note the progress of the following items)

Authorize award and execution of a 6-month service agreement with **FORTBRAND SERVICES, INC.**, for portable preconditioned aircraft air conditioning and heating unit rental services for the Aviation Department in an amount not to exceed \$65,000. *[Item went before City Council on May 24, 2012 and passed.]*

Authorize award and execution of a 36-month requirements supply contract with **WENZEL, WENZEL, & ASSOCIATES**, for the purchase of rollup traffic signs in an estimated amount not to exceed \$420,000, with three 12-month extension options in an estimated amount not to exceed \$140,000 per extension option, for a total estimated contract amount not to exceed \$840,000. *[Item went before City Council on May 24, 2012 and passed.]*

Authorize negotiation and execution of revenue producing agreements with rental car companies to operate rental car concessions at a consolidated rental car facility at Austin-Bergstrom International Airport. *[Item went before City Council on May 24, 2012 and passed.]*

Authorize negotiation and execution of a master lease with Austin **CONRAC, LLC** to construct, maintain, and operate the CONRAC facility for the operation of rental car concessions at Austin-Bergstrom International Airport. *[Item went before City Council on May 24, 2012 and passed.]*

- b) Properties Lease Agreements – Asking existing concessionaires to give us some ideas about possible areas where new concessions could come up.
- b) General Aviation – Requests from pilots for the pilot lounge to have internet access.


7. FUTURE AGENDA ITEMS

Special Meeting called on June 26, 2012 to discuss the Siemens project.

8. ADJOURNMENT

Motion to adjourn the meeting was made by Vice Chair Steven Hart, Ernest Saulmon's second on a 6-0 vote. Meeting was adjourned at 6:40 p.m.

Date of next meeting: June 26, 2012





**AUSTIN AIRPORT ADVISORY COMMISSION
MINUTES**

**SPECIAL CALLED MEETING
TUESDAY, JUNE 26, 2012**

The Austin Airport Advisory Commission convened in a special called meeting on Tuesday, June 26, 2012 at 2716 Spirit of Texas Drive, in Room 160 in Austin, Texas.

Chair Dale Murphy called the meeting to order at 5:02 p.m.

Commission Members in Attendance:

Dale Murphy, Chair
George Farris

Steven Hart, Vice Chair
Ernest Saulmon

D'Ann Johnson, Secretary

Commission Members Absent:

James Kelsey
Rose Marie Klee

Staff in Attendance:

Shane Harbinson
Kellye Mireles
Susana Carbajal
Donnell January
Robert Hengst
Jim Halbrook
Dave Arthur

Others Present:

Charles Boisseau – In Fact Daily

1. CITIZENS COMMUNICATIONS: GENERAL

None.

2. ABIA Action Items

- a) Authorize award, negotiation, and execution of a 24 -month requirements service contract with SIEMENS INDUSTRY, INC. to provide services to create a temporary customs and immigration processing facility at the Austin-Bergstrom International Airport (ABIA) for the Aviation Department, in an estimated amount not to exceed \$5,000,000, with three 12-month extension options in an estimated amount not to exceed \$150,000 for repair, maintenance, and additional components per extension option, for a total estimated contract amount not to exceed \$5,450,000.

The motion authorizing action item 4a was approved on Commission Member Ernest Saulmon's motion, Commission Member George Farris' second on a 3-1-1 vote. Chair Dale Murphy abstained from voting due to a conflict in interest; Vice Chair Steven Hart, Commission members George Farris and Ernest Saulmon voted for; Secretary D'Ann Johnson voted against; Commission Members James Kelsey and Rose Marie Klee were absent.

- b) Approve an ordinance authorizing the defeasance and redemption of all outstanding Airport System Variable Rate Revenue Notes, Series A; amending the Fiscal Year 2011-2012 Airport Capital Fund Operating Budget of the Aviation Department (Ordinance No. 20110912-005) by increasing transfers out by \$28,000,000 to the Airport Variable Rate Bond Debt Service Fund, amending the Airport Variable Rate Bond Debt Service Fund (Ordinance No. 20110912-005) increasing transfers in by \$28,000,000, and appropriating these funds and authorizing all other actions to be taken for the defeasance and redemption of all outstanding Airport System Variable Rate Revenue Notes, Series A.

The motion authorizing action item 4b was approved on Commission Member George Farris' motion, D'Ann Johnson's second on a 5-0 vote. Commission Members James Kelsey and Rose Marie Klee were absent.

3. ADJOURNMENT

Motion to adjourn the meeting was made by Vice Chair Steven Hart, Commission Member Ernest Salumon's second on a 5-0 vote. Meeting was adjourned at 6:00 p.m.

Date of next meeting: July 10, 2012

AVIATION PROJECTS STATUS REPORT

Tuesday, July 03, 2012

1 - Preliminary

Project Name: ABIA Parking Operations Improvements

DOA PM: Janice White PWD PM: Robert Pirtle Estimate: \$1,290,000
FDU Number: 4910-8107-3186 Sub-project ID: 6001.070 ABIA Number: L3186
Project Status: RS&H completing proposal. Meetings held with RS&H and ABIA staff to better define project scope. Project definition ongoing.

Project Name: ARFF Building Roof Leak Repairs/Replacement

DOA PM: Dale Thompson PWD PM: Robin Camp Estimate: \$453,000
FDU Number: 4910-8107-3211 Sub-project ID: 6000.060 ABIA Number: P3211
Project Status: Working with CMD to obtain a rotation-list consultant

Project Name: Terminal East Infill Project

DOA PM: Robert Mercado PWD PM: Burton Jones Estimate: \$2,600,000
FDU Number: 4910-8107-3215 Sub-project ID: 5415.065 ABIA Number: T3215
Project Status: Design Criteria Manual (DCM) completed on April 5. RFQ for Design-Builder for the Project issued on April 30. Responses due June 12, 2012. 8 Responses received and are being evaluated by the Selection Committee.

Project Name: Ground Support Equipment Electrification

DOA PM: Carrie Stefanelli PWD PM: Estimate: \$500,000
FDU Number: 4910-8107-3218 Sub-project ID: 5415.067 ABIA Number: T3218
Project Status: Preliminary investigation and discussions with airlines is ongoing.

Project Name: CONRAC AIPP

DOA PM: Janice White PWD PM: Robert Pirtle Estimate: \$1,800,000
FDU Number: 4910-8107-3228 Sub-project ID: 6001.066 ABIA Number: L3228
Project Status: Selection of artist(s) ongoing.

AVIATION PROJECTS STATUS REPORT

Tuesday, July 03, 2012

2 - Design/Study

Project Name: Drainage Master Plan

DOA PM: Joe Medici PWD PM: Robert Pirtle Estimate: \$750,000
FDU Number: 4910-8107-3139 Sub-project ID: 5702.007 ABIA Number: M3139
Project Status: Planning Commission approved the Master Development Plan on June 12, 2012 and recommended it go forward to City Council. Master Development Plan is on the agenda for June 28, 2012 Council meeting.

Project Name: Cooling Tower Repairs

DOA PM: Robert Mercado PWD PM: Estimate: \$370,000
FDU Number: 4910-8107-3143 Sub-project ID: 6001.063 ABIA Number: P3143
Project Status: Update adjustments to 2010 PER scope of work recommendations will now be made due to the passage of time (and water). RL MEP Engineer Encotech has been hired to scope and develop JOC package. 100% Submittal received 5/16/2012; JOC to be hired for Winter 2012-13 work.

Project Name: Environmental Management System

DOA PM: Kane Carpenter PWD PM: Estimate: \$600,000
FDU Number: 4910-8107-3151 Sub-project ID: 5702.008 ABIA Number: M3151
Project Status: RS&H has been retained off the 2012 rotation list to perform additional services, with scope and fees currently in negotiation.

Project Name: ABIA Parking Garage and Rental Car Facility (CONRAC)

DOA PM: Janice White PWD PM: Robert Pirtle Estimate: \$2,000,000
FDU Number: 4910-8107-3162 Sub-project ID: 6001.006 ABIA Number: L3162
Project Status: Project schedule established through November 2012. Project in Phase 1 Design Development Phase. COA Permitting meetings continuing to be held. AIPP artist interviews held 6/29/12. CONRAC SD review meetings held. Additional Owner parking, landside circulation, security and environmental meetings held. D/B team schematic design submitted May 25th and is in review. Lease and concession agreements negotiations ongoing. Finance team ongoing. PGAL/Ricondo to provide additional services to study parking plazas and make recommendations for new revenue control system. Data collection complete.

Project Name: IS Building 7355 Emergency Power Improvements

DOA PM: Ben Avila PWD PM: Burton Jones Estimate: \$1,200,000
FDU Number: 4910-8107-3163 Sub-project ID: 6001.067 ABIA Number: P3163
Project Status: Final design to commence in July.

Project Name: Terminal Area Spall Improvements

DOA PM: Robert Mercado PWD PM: Estimate: \$620,000
FDU Number: 4910-8107-3172 Sub-project ID: 5415.054 ABIA Number: T3172
Project Status: 100% Design Documents submitted to DoA. JOC contractor to be hired to start the work as soon as possible.

Project Name: ABIA Terminal Fire Protection Improvements - Ph. 2

DOA PM: Richard Chaney PWD PM: Robert Pirtle Estimate: \$5,700,000
FDU Number: 4910-8107-3176 Sub-project ID: 5415.056 ABIA Number: T3176
Project Status: NTP issued on 09-May-2012 to RWA for Design services. PER validation report received, 30% design submittal due on 13-Jul-2012.

AVIATION PROJECTS STATUS REPORT

Tuesday, July 03, 2012

Project Name: Wildlife Hazard Assessment - Grant 54

DOA PM: Joe Medici PWD PM: Jules Parrish Estimate: \$266,667
FDU Number: 4910-8107-3179 Sub-project ID: 6000.054 ABIA Number: M3179
Project Status: Final WHA Report submitted to the FAA on 4/11/12. No response from FAA on WHA at this point. Draft WHMP report received from consultant on May 16, 2012. Draft report was distributed to staff for review and comment. Comments are being consolidated and prepared for consultant.

Project Name: Terminal Improvements and Repairs - FY 2011

DOA PM: Robert Hengst PWD PM: Burton Jones Estimate: \$5,400,000
FDU Number: 4910-8107-3190 Sub-project ID: 5415.059 ABIA Number: T3190
Project Status: Consultant is finalizing drawings for bid.

Project Name: Bldg 6005 Improvements - Phase II (P&E)

DOA PM: Janice White PWD PM: Robert Pirtle Estimate: \$2,250,000
FDU Number: 4910-8107-3217 Sub-project ID: 6001.084 ABIA Number: L3217
Project Status: Design for LRC (Bldg 6010) HVAC is being done as a part of this project; construction will be with another FDU in FY2013. Phase 2 project meetings held every other week. LEED meetings and process is continuing. Building 6005 design development to be submitted July 15th.

Project Name: Formula One - Support

DOA PM: Joe Medici PWD PM: Estimate: \$100,000
FDU Number: 4910-8107-3225 Sub-project ID: 6501.029 ABIA Number: M3225
Project Status: Original Amndt #1: Terminal holdroom modification to accommodate international arrivals at gate 3 (PM Mercado) has been cancelled. Revised Amndt #1 now includes the following scope tasks: terminal checkpoint 4 design and construction services and on-call consultant services in support of interim customs processing facility to be located at gate 1 apron. Amndt #2 remains unchanged: Tasks include curbside operational/traffic analysis and improvement recommendations; development of a special events operations manual. Fee proposals have been received, negotiated, and NTPs have been issued 6/12/2012 for both Amndts.

Project Name: Terminal Directories

DOA PM: Janice White PWD PM: Robin Camp Estimate: \$400,000
FDU Number: 4910-8107-3226 Sub-project ID: 5415.069 ABIA Number: T3226
Project Status: Project not approved by CMD for JOC delivery method after pricing submitted. Additional construction documents completed for public bidding/procurement. Prebid meeting scheduled for July 2nd. Anticipated to go to City council for approval August 2012. Construction start September 2012. Construction completion December 2012.

AVIATION PROJECTS STATUS REPORT

Tuesday, July 03, 2012

3 - Bid/Award

Project Name: IS Bldg 7355 Fire Protection Improvements

DOA PM: Robert Mercado PWD PM: Robert Pirtle Estimate: \$1,200,000

FDU Number: 4910-8107-3141 Sub-project ID: 6001.062 ABIA Number: P3141

Project Status: Bids were received on February 9. Awarded to Mid-State Plumbing for \$498,000. With 10% contingency, the contract amount to be \$547,800. Approved by City council on April 26. Notice to Proceed (NTP) issued on May 30 with official start date of June 11, 2012. Contractor is onsite starting work.

Project Name: Terminal Expansion Joint Improvements

DOA PM: Janice White PWD PM: Robin Camp Estimate: \$675,000

FDU Number: 4910-8107-3167 Sub-project ID: 5415.049 ABIA Number: T3167

Project Status: Construction documents completed and issued.
Alpha assigned as JOC.
Estimate/proposal received and is in budget.

Project Name: Information Technology Master Plan

DOA PM: Robert Mercado PWD PM: Estimate: \$1,000,000

FDU Number: 4910-8107-3188 Sub-project ID: 6001.072 ABIA Number: M3188

Project Status: RFP issued in January. Evaluation team has selected the finalist out of 3 responses. Final price has been established. Awaiting approval of City Council for award of contract.

Project Name: Terminal Job Order Contracting - Various

DOA PM: Robert Hengst PWD PM: Estimate: \$450,000

FDU Number: 4910-8107-3191 Sub-project ID: 5415.060 ABIA Number: T3191

Project Status: Gas piping and security doors construction complete.
Bulk Water Station - Project bids expected July 13.

Project Name: New Employee Parking Lot

DOA PM: Dale Thompson PWD PM: John Wepryk Estimate: \$10,000,000

FDU Number: 4910-8107-3195 Sub-project ID: 6001.074 ABIA Number: L3195

Project Status: Project is being advertised, with bid opening scheduled for 7/12. Efforts to obtain the site permit continue.

Project Name: Presidential Boulevard Roadway Safety and Security Improvements - Grant 57

DOA PM: Robert Hengst PWD PM: Alison von Stein Estimate: \$4,650,000

FDU Number: 4910-8107-3196 Sub-project ID: 6001.075 ABIA Number: L3196

Project Status: Bids were received (\$3,692,542 low bid), awaiting Council approval. DBE participation 17.1% (9.8% goal).

Project Name: IS Security System Upgrade Migration

DOA PM: Michelle Moheet PWD PM: Estimate: \$200,000

FDU Number: 4910-8107-3200 Sub-project ID: 6001.077 ABIA Number: P3200

Project Status: Solicitation initiated.

Project Name: IS Sec. Workstations & Archive Servers

DOA PM: Michelle Moheet PWD PM: Estimate: \$215,000

FDU Number: 4910-8107-3201 Sub-project ID: 6001.078 ABIA Number: P3201

Project Status: Solicitation initiated.

AVIATION PROJECTS STATUS REPORT

Tuesday, July 03, 2012

Project Name: Presidential Blvd Pavement Rehab and Resurfacing - Grant 57

DOA PM: Robert Hengst PWD PM: Larry Mendez Estimate: \$1,000,000

FDU Number: 4910-8107-3206 Sub-project ID: 6001.082 ABIA Number: L3206

Project Status: Bids were received (\$885,790.18 low bid, awaiting Council approval. DBE participation 13.08% (8.23% goal)).

4 - Construction/Execution

Project Name: Airside Demolition

DOA PM: Dale Thompson PWD PM: Darryl Haba Estimate: \$775,000

FDU Number: 4910-8107-3125 Sub-project ID: 6000.045 ABIA Number: A3125

Project Status: The demo of the former O' Club and the parachute shop is complete. Bldg 8145 remains to be demo'd, and that work will begin after the contractor completes some work on the Noise Mitigation property. Anticipate the contractor will be available in mid-July.

Project Name: Noise Mitigation Program Implementation - Grant 40

DOA PM: Melinda Ruby PWD PM: Estimate: \$5,100,000

FDU Number: 4910-8107-3132 Sub-project ID: 5696.001 ABIA Number: N3132

Project Status: Mobile Home Park: We have purchased those 16 mobile homes. Of the 16 acquired mobile homes, 4 are currently occupied and 12 are vacant. We are working with the occupants to find replacement housing. Of the 38 mobile homes in the park, 16 have been purchased. 22 mobile homes remain to be purchased. Demolition has been completed on 7 of the vacant homes. In addition to our ongoing efforts to assist the homeowners find replacement housing and address their other advisory services needs, we are also concentrating on property management issues. Some residents have been required to remove trash and discarded household items on their lots. Some residents are now on payment plans for past due rent. A lawsuit has been filed against the City by the former owners of the mobile home park, SH 71 Partners (Biggar). They are seeking nullification of the existing \$200,000 escrow agreement. The agreement was put in place in order to relocate existing owners/tenants of the mobile home park when relocation costs and related expenses are not reimbursable from existing governmental programs. Jet/ Patton Lane: The last remaining Jet Lane property has been demolished. PILOT PROGRAM FOR REDEVELOPMENT OF AIRPORT PROPERTIES The FAA has announced a pilot grant program for the redevelopment of Noise Mitigation property. Grants will be made available to 4 public-use airports. The purpose of the grant is to support joint planning, engineering, design, and environmental permitting of projects, including the assembly and redevelopment of property purchased with noise mitigation funds. Questions have been submitted to the FAA's Airports Acquisition Specialist in Washington D.C. in order to understand the provisions in the enactment. Final FAA procedures and guidance regarding this pilot program are due no later than February 2013. AUCTION We are planning to hold auctions on all unneeded noise properties after all appraisal reports are received.

Project Name: Noise Mitigation Program Implementation - Grant 44

DOA PM: Melinda Ruby PWD PM: Estimate: \$1,834,511

FDU Number: 4910-8107-3137 Sub-project ID: 5696.001 ABIA Number: N3137

Project Status: Refer to N3132 for Project Status.

Project Name: Airfield Lighting Control and Monitoring System - Grant 55

DOA PM: Dale Thompson PWD PM: Robin Camp Estimate: \$1,200,000

FDU Number: 4910-8107-3142 Sub-project ID: 6000.047 ABIA Number: A3142

Project Status: Contractor installed in-pavement Runway Guard Lights the week of May 21. Miscellaneous work in the vault began the week of May 29. Factory Acceptance Testing done on 6/20. System design being finalized by vendor.

Project Name: General Aviation Apron Rehabilitation

DOA PM: Robert Hengst PWD PM: Craig Russell Estimate: \$650,000

FDU Number: 4910-8107-3147 Sub-project ID: 6000.050 ABIA Number: A3147

Project Status: Contractor has turned in more submittals for materials. All approved except for the paint. Had a Phasing meeting with Atlantic. Now trying to schedule a phasing meeting with Signature. Trying to reduce down time by working during the day. GA Managers have been advised of the NTP date. PIO has also been notified.

AVIATION PROJECTS STATUS REPORT

Tuesday, July 03, 2012

Project Name: Noise Mitigation Program Implementation - Grant 50

DOA PM: Melinda Ruby PWD PM: Estimate: \$5,887,907
FDU Number: 4910-8107-3150 Sub-project ID: 5696.001 ABIA Number: N3150
Project Status: Refer to N3132 for Project Status.

Project Name: Noise Mitigation Program Implementation - Grant 46

DOA PM: Melinda Ruby PWD PM: Estimate: \$1,952,418
FDU Number: 4910-8107-3154 Sub-project ID: 5696.001 ABIA Number: N3154
Project Status: Refer to N3132 for Project Status.

Project Name: Remain Over Night Apron, Phase 2 - Grants 49/55

DOA PM: Dale Thompson PWD PM: Robert Pirtle Estimate: \$9,000,000
FDU Number: 4910-8107-3156 Sub-project ID: 6000.051 ABIA Number: A3156
Project Status: Project is substantially complete and contractor has demobilized. Remaining punchlist work includes modifying the control panel for the WQ structures south of the terminal apron.

Project Name: Noise Mitigation Program Implementation - Grant 51

DOA PM: Melinda Ruby PWD PM: Estimate: \$2,575,000
FDU Number: 4910-8107-3157 Sub-project ID: 5696.001 ABIA Number: N3157
Project Status: Refer to N3132 for Project Status.

Project Name: Terminal HVAC Unit Access Improvements

DOA PM: Ben Avila PWD PM: Burton Jones Estimate: \$2,000,000
FDU Number: 4910-8107-3171 Sub-project ID: 5415.053 ABIA Number: T3171
Project Status: The pre-construction meeting was held and the Barr Company has been given a Notice to Proceed. Construction activity commenced late June.

Project Name: ABIA Campus Signage Improvements Phase 2

DOA PM: Janice White PWD PM: Robin Camp Estimate: \$2,650,000
FDU Number: 4910-8107-3180 Sub-project ID: 6001.068 ABIA Number: L3180
Project Status: Weekly construction meetings are being held. Official construction NTP June 13th. Submittals are in progress. Contractor will begin onsite work in approx six weeks. Construction coordination ongoing. Positive ABIA response to the variable message display sign information submitted. VMD construction estimate \$550,000. VMD construction documents on hold pending approval of funding for VMD project. Once approval to proceed on VMD project is received will be approximately 10 months estimated to complete project and have signs in place.

Project Name: Noise Mitigation Program - Land Exchange

DOA PM: Melinda Ruby PWD PM: Estimate: \$31,100
FDU Number: 4910-8107-3183 Sub-project ID: 5696.001 ABIA Number: N3183
Project Status: Refer to N3132 for Project Status.

Project Name: Baggage System Servers

DOA PM: Robert Hengst PWD PM: Estimate: \$370,373
FDU Number: 4910-8107-3192 Sub-project ID: 5415.061 ABIA Number: T3192
Project Status: Final installation and testing is ongoing, with expected completion mid-July.

AVIATION PROJECTS STATUS REPORT

Tuesday, July 03, 2012

Project Name: IS Building 7355 Office Renovations

DOA PM: Ben Avila PWD PM: Burton Jones Estimate: \$297,080
FDU Number: 4910-8107-3197 Sub-project ID: 6001.076 ABIA Number: P3197
Project Status: Project is in POST-CONST Phase.
Final Acceptance expected in JUN-2012
Project is in CLOSE-OUT process.

Project Name: West Perimeter Road Rehabilitation

DOA PM: Robert Hengst PWD PM: None Estimate: \$200,000
FDU Number: 4910-8107-3198 Sub-project ID: 6000.057 ABIA Number: A3198
Project Status: Meeting held in June. Project is schedule to start on July 14th.
Because of money limitations, W. Perm Road scope has been reduced. Try to get both ends paved to reduce FOD on Taxiways. And repair a couple of areas to reduce holes and save some areas of road.

Project Name: ARFF Vehicle - 3000 Gallon - Grant 56

DOA PM: Shane Harbinson PWD PM: Estimate: \$1,300,000
FDU Number: 4910-8107-3210 Sub-project ID: 6501.028 ABIA Number: P3210
Project Status: Awaiting long term delivery.

Project Name: Airfield Security Fence Improvements

DOA PM: Chris Graham PWD PM: Estimate: \$346,000
FDU Number: 4910-8107-3212 Sub-project ID: 6000.061 ABIA Number: A3212
Project Status: With assistance from COA Purchasing (Sai), we were able to piggy back onto an existing fencing contract. We were able to come up with an estimate, have contractor (Metalink) come out to see the scope of project and give an estimate. We were also able to use our FDU to fund a DO to have old wooden poles removed by AT&T. The 14 poles were a security violation since at least 2007 and now they will be removed.

Project Name: Passenger Boarding Bridges Air Units

DOA PM: Mike Robinson PWD PM: Estimate: \$1,830,000
FDU Number: 4910-8107-3224 Sub-project ID: 6000.062 ABIA Number: A3224
Project Status: All 24 units have been ordered by the manufacturer and ABIA is awaiting shipment and installation of first 8.

TENANT PROJECTS STATUS REPORT

Tuesday, July 03, 2012

1 - Preliminary

Project Name: Ascend Hangar Facility Development

Project Sponsor/Client: Ascend

DOA PM: Richard Chaney

ABIA Number: F5001.01

Sub-project ID:

Estimate: \$0

Project Status: Tenant has requested mediation to resolve issues.

TENANT PROJECTS STATUS REPORT

Tuesday, July 03, 2012

2 - Design

Project Name: DNC Annie's Café

Project Sponsor/Client: DNC

DOA PM: Richard Chaney

ABIA Number: F4005.26

Sub-project ID:

Estimate: \$400,000

Project Status: Tenant has indicated that they would like to defer construction until after labor day.
Working with consultant to complete drawings needed for permitting.
100% design submittal received, ET approval received on 30Mar2012

TENANT PROJECTS STATUS REPORT

Tuesday, July 03, 2012

3 - Bid/Award

Project Name: UA/CO GSE Relocation

Project Sponsor/Client: United Airlines

DOA PM: Richard Chaney

ABIA Number: F1018.20

Sub-project ID:

Estimate: \$0

Project Status: No update from airline.
COA Permitting

TENANT PROJECTS STATUS REPORT

Tuesday, July 03, 2012

4 - Construction/Execution

Project Name: ACE Signage

Project Sponsor/Client: ACE

DOA PM: Richard Chaney

ABIA Number: F8001.02

Sub-project ID:

Estimate: \$0

Project Status: N/C

Project Name: Advantage RAC Parking Garage Kiosk Installation

Project Sponsor/Client: Advantage/Hertz

DOA PM: Richard Chaney

ABIA Number: F8002.02

Sub-project ID:

Estimate: \$8,000

Project Status: Working to issue NTP, tentative date first part of July.

Project Name: Alamo/National SSK Replacement

Project Sponsor/Client:

DOA PM: Richard Chaney

ABIA Number: F8003.04

Sub-project ID:

Estimate: \$0

Project Status: Coordinating installation

Project Name: Armed Forces Reserve Center & Vehicle Maintenance Facility

Project Sponsor/Client: AFRC VMF

DOA PM: Richard Chaney

ABIA Number: F6005.02

Sub-project ID:

Estimate: \$41,500,000

Project Status: Project continues moving forward without any major issues. Building structures erected.

Project Name: DNC Security Camera & Entry keypad @ office 1300

Project Sponsor/Client: DNC

DOA PM: Richard Chaney

ABIA Number: F4005.30

Sub-project ID:

Estimate: \$4,000

Project Status: Construction in progress

Project Name: HDS RNA/NGSI Virgin/Ruta Maya Coffee

Project Sponsor/Client: HDS RNA/NGSI

DOA PM: Richard Chaney

ABIA Number: F4008.07

Sub-project ID:

Estimate: \$300,000

Project Status: Construction in progress

Project Name: Hertz Service Counter Improvements & Back Wall Signage

Project Sponsor/Client:

DOA PM: Richard Chaney

ABIA Number: F8009.03

Sub-project ID:

Estimate: \$0

Project Status: coordinating installation

Project Name: Hertz Service Counter Improvements-CSR Kiosks

Project Sponsor/Client:

DOA PM: Richard Chaney

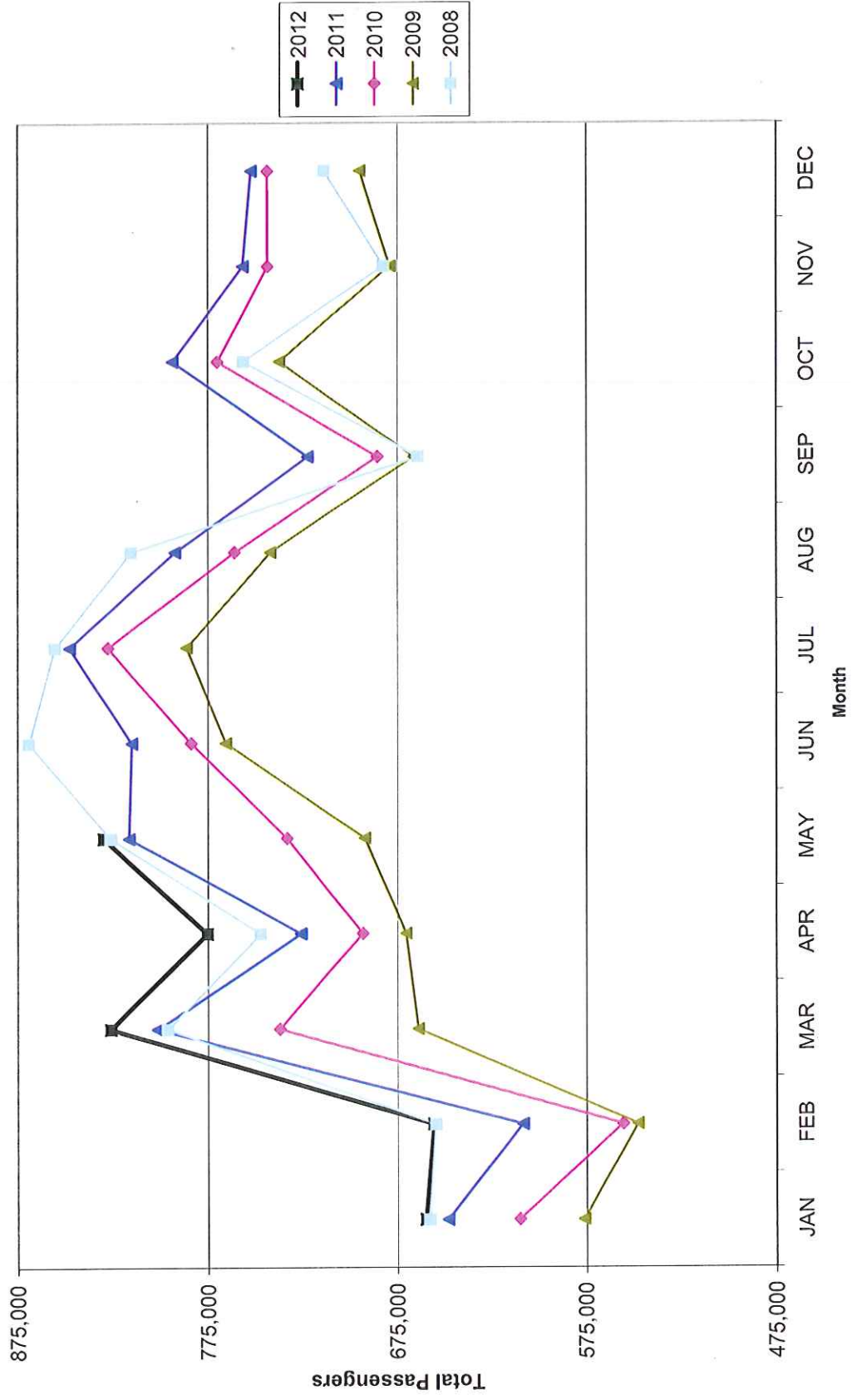
ABIA Number: F8009.04

Sub-project ID:

Estimate: \$0

Project Status: Coordinating installation

AUSTIN PASSENGER TRAFFIC Calendar Year 2012 vs 2011



Austin-Bergstrom International Airport

Aviation Activity Report

Calendar Year 2012 vs 2011

	05/2012	05/2011	Percent Change	01/2012 - 05/2012	01/2011 - 05/2011	Percent Change
<u>Passenger Activity</u>						
Domestic Enplaned Revenue	409,333	401,935	1.84	1,829,135	1,750,609	4.49
Domestic Deplaned Revenue	400,166	393,147	1.79	1,827,224	1,754,715	4.13
International Enplaned Revenue	503	334	50.60	503	878	-42.71
International Deplaned Revenue	276	358	-22.91	276	1,223	-77.43
Domestic Enplaned Non-Revenue	9,996	10,800	-7.44	46,536	47,693	-2.43
Domestic Deplaned Non-Revenue	9,368	9,961	-5.95	42,734	45,339	-5.75
International Enplaned Non-Revenue	0	0	0.00	0	15	-100.00
International Deplaned Non-Revenue	0	1	-100.00	0	4	-100.00
South Terminal-Intl Enplaned Revenue	0	0	0.00	0	0	0.00
South Terminal-Intl Deplaned Revenue	0	0	0.00	0	0	0.00
South Terminal-Intl Enplaned Non-Revenue	0	0	0.00	0	0	0.00
South Terminal-Intl Deplaned Non-Revenue	0	0	0.00	0	0	0.00
Passenger Totals	829,642	816,536	1.61	3,746,408	3,600,476	4.05

CURRENT PASSENGER RECORD = 869,308

RECORD SET = JUNE 2008

Aircraft Operations

Air Carrier	8,295	8,145	1.84	39,660	39,271	0.99
Commuter & Air Taxi	1,359	1,479	-8.11	6,572	7,663	-14.24
Military	454	547	-17.00	2,375	3,078	-22.84
General Aviation						
Itinerant	4,497	4,975	-9.61	20,740	23,907	-13.25
Local	144	360	-60.00	782	1,466	-46.66
Total G.A.	4,641	5,335	-13.01	21,522	25,373	-15.18
Total Operations	14,749	15,506	-4.88	70,129	75,385	-6.97

Austin-Bergstrom International Airport

Aviation Activity Report

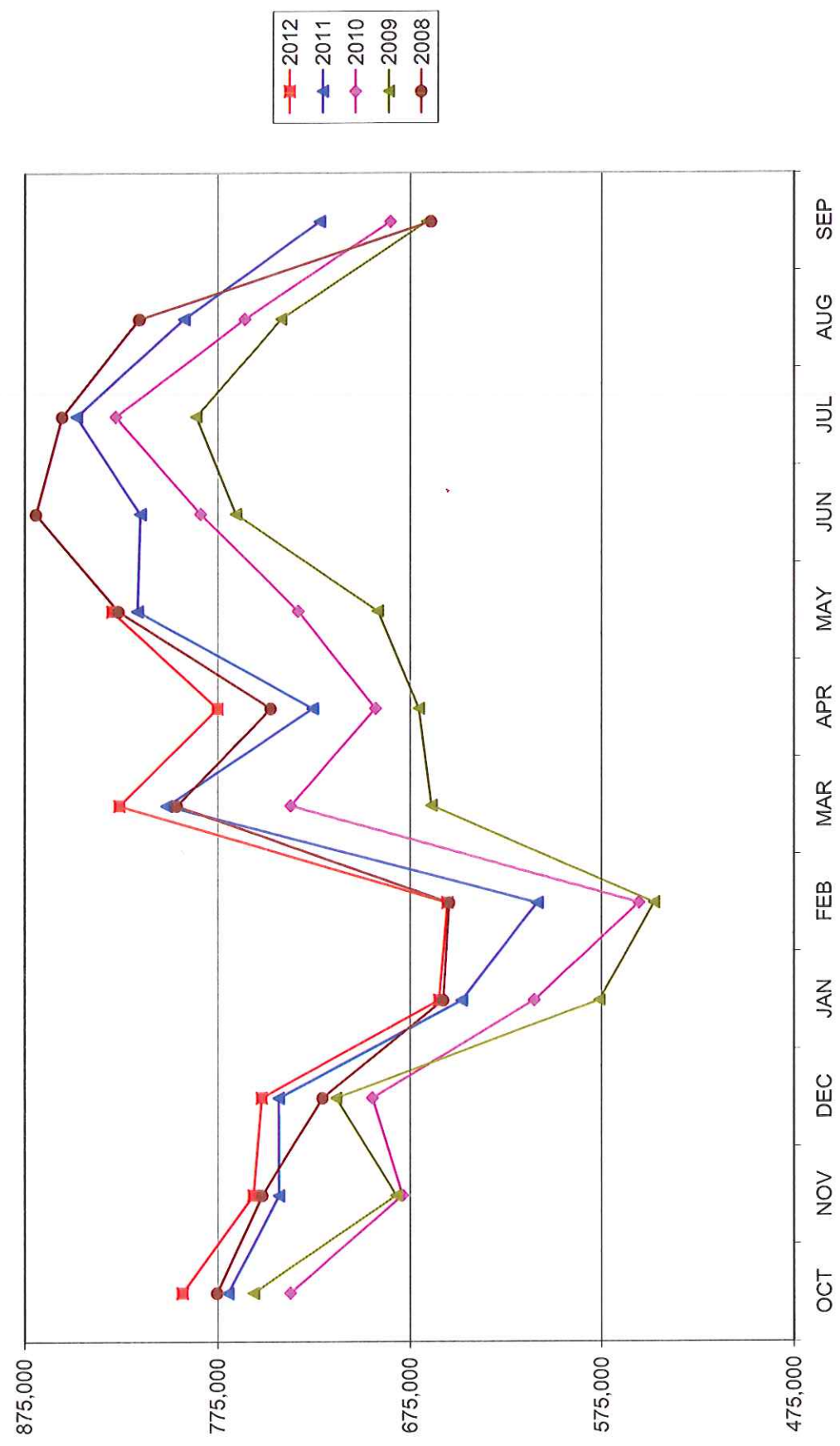
Calendar Year 2012 vs 2011

	05/2012	05/2011	Percent Change	01/2012 - 05/2012	01/2011 - 05/2011	Percent Change
<u>Cargo Activity</u>						
Mail						
Domestic Enplaned Mail	119,862	87,011	37.75	402,970	722,186	-44.20
Domestic Deplaned Mail	166,353	226,503	-26.56	776,245	1,438,757	-46.05
International Enplaned Mail	0	0	0.00	0	0	0.00
International Deplaned Mail	0	0	0.00	0	0	0.00
South Terminal-Intl Enplaned Mail	0	0	0.00	0	0	0.00
South Terminal-Intl Deplaned Mail	0	0	0.00	0	0	0.00
Mail Totals	286,215	313,514	-8.71	1,179,215	2,160,943	-45.43
Cargo						
Domestic Enplaned Cargo	5,255,510	4,931,588	6.57	25,412,750	25,725,173	-1.21
Domestic Deplaned Cargo	5,737,051	4,691,515	22.29	28,355,572	25,621,408	10.67
International Enplaned Cargo	415,540	500,933	-17.05	1,964,745	1,901,931	3.30
International Deplaned Cargo	418,559	574,414	-27.13	1,753,794	2,034,714	-13.81
South Terminal-Intl Enplaned Cargo	0	0	0.00	0	0	0.00
South Terminal-Intl Deplaned Cargo	0	0	0.00	0	0	0.00
Cargo Totals	11,826,660	10,698,450	10.55	57,486,861	55,283,226	3.99
Belly Freight						
Domestic Enplaned Belly Freight	599,056	409,869	46.16	2,383,881	2,337,387	1.99
Domestic Deplaned Belly Freight	479,485	515,302	-6.95	2,241,196	2,621,535	-14.51
International Enplaned Belly Freight	0	0	0.00	0	0	0.00
International Deplaned Belly Freight	0	0	0.00	0	0	0.00
South Terminal-Intl Enplaned Belly Frt	0	0	0.00	0	0	0.00
South Terminal-Intl Deplaned Belly Frt	0	0	0.00	0	0	0.00
Belly Freight Totals	1,078,541	925,171	16.58	4,625,077	4,958,922	-6.73
Cargo Totals (Mail, Cargo, Belly Freight)	13,191,416	11,937,135	10.51	63,291,153	62,403,091	1.42

CURRENT CARGO RECORD = 40,215,518

RECORD SET = MARCH 2001

AUSTIN PASSENGER TRAFFIC Fiscal Year 2012 vs 2011



Austin-Bergstrom International Airport

Aviation Activity Report

Fiscal Year 2012 vs 2011

	05/2012	05/2011	Percent Change	10/2011 - 05/2012	10/2010 - 05/2011	Percent Change
<u>Passenger Activity</u>						
Domestic Enplaned Revenue	409,333	401,935	1.84	2,957,540	2,855,119	3.59
Domestic Deplaned Revenue	400,166	393,147	1.79	2,947,920	2,854,165	3.28
International Enplaned Revenue	503	334	50.60	503	878	-42.71
International Deplaned Revenue	276	358	-22.91	449	1,223	-63.29
Domestic Enplaned Non-Revenue	9,996	10,800	-7.44	74,380	74,864	-0.65
Domestic Deplaned Non-Revenue	9,368	9,961	-5.95	68,289	70,926	-3.72
International Enplaned Non-Revenue	0	0	0.00	0	15	-100.00
International Deplaned Non-Revenue	0	1	-100.00	32	4	700.00
South Terminal-Intl Enplaned Revenue	0	0	0.00	0	0	0.00
South Terminal-Intl Deplaned Revenue	0	0	0.00	0	0	0.00
South Terminal-Intl Enplaned Non-Revenue	0	0	0.00	0	0	0.00
South Terminal-Intl Deplaned Non-Revenue	0	0	0.00	0	0	0.00
Passenger Totals	829,642	816,536	1.61	6,049,113	5,857,194	3.28

CURRENT PASSENGER RECORD = 869,308

RECORD SET = JUNE 2008

Aircraft Operations

Air Carrier	8,295	8,145	1.84	63,327	62,813	0.82
Commuter & Air Taxi	1,359	1,479	-8.11	10,965	12,631	-13.19
Military	454	547	-17.00	3,770	4,602	-18.08
General Aviation						
Ilinerant	4,497	4,975	-9.61	32,854	39,127	-16.03
Local	144	360	-60.00	1,394	2,198	-36.58
Total G.A.	4,641	5,335	-13.01	34,248	41,325	-17.13
Total Operations	14,749	15,506	-4.88	112,310	121,371	-7.47

Austin-Bergstrom International Airport

Aviation Activity Report

Fiscal Year 2012 vs 2011

	05/2012	05/2011	Percent Change	10/2011 - 05/2012	10/2010 - 05/2011	Percent Change
Cargo Activity						
Mail						
Domestic Enplaned Mail	119,862	87,011	37.75	627,312	1,328,421	-52.78
Domestic Deplaned Mail	166,353	226,503	-26.56	1,315,742	2,272,440	-42.10
International Enplaned Mail	0	0	0.00	0	0	0.00
International Deplaned Mail	0	0	0.00	0	0	0.00
South Terminal-Intl Enplaned Mail	0	0	0.00	0	0	0.00
South Terminal-Intl Deplaned Mail	0	0	0.00	0	0	0.00
Mail Totals	286,215	313,514	-8.71	1,943,054	3,600,861	-46.04
Cargo						
Domestic Enplaned Cargo	5,255,510	4,931,588	6.57	41,330,742	41,258,215	0.18
Domestic Deplaned Cargo	5,737,051	4,691,515	22.29	45,904,691	41,736,656	9.99
International Enplaned Cargo	415,540	500,933	-17.05	3,629,617	3,053,560	18.87
International Deplaned Cargo	418,559	574,414	-27.13	3,192,189	3,029,695	5.36
South Terminal-Intl Enplaned Cargo	0	0	0.00	0	0	0.00
South Terminal-Intl Deplaned Cargo	0	0	0.00	0	0	0.00
Cargo Totals	11,826,660	10,698,450	10.55	94,057,239	89,078,126	5.59
Belly Freight						
Domestic Enplaned Belly Freight	599,056	409,869	46.16	3,795,503	3,990,223	-4.88
Domestic Deplaned Belly Freight	479,485	515,302	-6.95	3,475,731	4,087,275	-14.96
International Enplaned Belly Freight	0	0	0.00	0	0	0.00
International Deplaned Belly Freight	0	0	0.00	0	0	0.00
South Terminal-Intl Enplaned Belly Frt	0	0	0.00	0	0	0.00
South Terminal-Intl Deplaned Belly Frt	0	0	0.00	0	0	0.00
Belly Freight Totals	1,078,541	925,171	16.58	7,271,234	8,077,498	-9.98
Cargo Totals (Mail, Cargo, Belly Freight)	13,191,416	11,937,135	10.51	103,271,527	100,756,485	2.50

CURRENT CARGO RECORD = 40,215,518

RECORD SET = MARCH 2001

CITY OF AUSTIN
AUSTIN-BERGSTROM INTERNATIONAL AIRPORT
Airport Operating Fund 5070
Operating Income Statement - For Internal Use Only
Fiscal Year to Date for 8 Months ended May 31, 2012

	Close II - FYE 9/30/11 Actuals	FY2012 Amended Budget	Budget Annualized 8 months	FY2012 Year to Date w/ Encumb	Y-T-D Variance Fav (Unfav)	Y-T-D % Variance Fav (Unfav)
REVENUE						
AIRLINE REVENUE						
Landing Fees	18,556,036	20,282,000	13,521,333	12,491,502	(1,029,831)	(7.6%)
Terminal Rental & Other Fees	20,390,399	20,690,000	13,793,333	13,583,794	(209,539)	(1.5%)
TOTAL AIRLINE REVENUE	38,946,435	40,972,000	27,314,666	26,075,296	(1,239,370)	(4.5%)
NON-AIRLINE REVENUE						
Parking	27,854,382	26,422,000	17,614,667	19,394,182	1,779,515	10.1%
Other Concessions	16,435,686	16,267,000	10,844,667	11,822,474	977,807	9.0%
Other Rentals and Fees	6,658,686	6,367,000	4,244,667	4,350,941	106,274	2.5%
TOTAL NON-AIRLINE REVENUE	50,948,754	49,056,000	32,704,001	35,567,597	2,863,596	8.8%
TOTAL OPERATING REVENUE	89,895,189	90,028,000	60,018,667	61,642,893	1,624,226	2.7%
OPERATING REQUIREMENTS						
Fac Mgmt, Ops and Airport Security	33,344,798	35,997,486	23,999,524	23,172,784	826,740	3.4%
Airport Planning and Development	1,565,600	1,648,359	1,098,961	1,105,457	(6,496)	(0.6%)
Support Services	9,315,699	10,380,139	6,920,438	6,222,747	697,691	10.1%
Business Services	9,772,144	9,440,813	6,294,190	5,768,057	526,133	8.4%
TOTAL OPERATING EXPENSES	53,998,241	57,466,797	38,313,113	36,269,045	2,044,068	5.3%
OTHER REQUIREMENTS						
Workers' Compensation	333,827	329,622	219,759	219,744	15	0.0%
Citywide Administrative Support	1,697,020	1,563,714	1,042,528	1,042,476	52	0.0%
Communications & Technology Mgmt	1,465,059	1,201,393	800,969	800,928	41	0.0%
Accrued Payroll	91,467	55,800	37,202	37,200	2	0.0%
Additional Retirement Contribution	913,828	1,284,727	856,527	803,923	52,604	6.1%
Compensation Adjustment	21,613	22,425	14,951	15,330	(379)	(2.5%)
Wage Adjustment Market	0	98,914	65,946	0	65,946	100.0%
Liability Reserve	23,000	20,000	13,334	13,328	6	0.0%
Operating Reserve	627,561	291,000	194,010	53,330	140,680	72.5%
CTECC	57,161	141,930	94,625	94,620	5	0.0%
Trunked Radio Allocation	112,874	89,190	59,463	59,456	7	0.0%
TOTAL OTHER REQUIREMENTS	5,343,410	5,098,715	3,399,314	3,140,335	258,979	7.6%
TOTAL OPERATING REQUIREMENTS	59,341,651	62,565,512	41,712,427	39,409,380	2,303,047	5.5%
OPERATING INCOME	30,553,538	27,462,488	18,306,240	22,233,513	3,927,273	21.5%
OPERATING MARGIN	33.99%	30.50%	30.50%	36.07%	5.57%	

CITY OF AUSTIN
AUSTIN-BERGSTROM INTERNATIONAL AIRPORT
Airport Operating Fund 5070
Income Statement - For Internal Use Only
Fiscal Year to Date for 8 Months ended May 31, 2012

	Amended Budget	Budget Annualized 8 months	Year to Date w/ Encumb	Y-T-D Variance Fav (Unfav)	Y-T-D % Variance Fav (Unfav)
REVENUE					
AIRLINE REVENUE					
Landing Fees	20,282,000	13,521,333	12,491,502	(1,029,831)	(7.6%)
Terminal Rental & Other Fees	20,690,000	13,793,333	13,583,794	(209,539)	(1.5%)
TOTAL AIRLINE REVENUE	40,972,000	27,314,666	26,075,296	(1,239,370)	(4.5%)
NON-AIRLINE REVENUE					
Parking	26,422,000	17,614,667	19,394,182	1,779,515	10.1%
Other Concessions	16,267,000	10,844,667	11,822,474	977,807	9.0%
Other Rentals and Fees	6,367,000	4,244,667	4,350,941	106,274	2.5%
TOTAL NON-AIRLINE REVENUE	49,056,000	32,704,001	35,567,597	2,863,596	8.8%
Interest Income	236,000	157,333	68,440	(88,893)	(56.5%)
TOTAL REVENUE	90,264,000	60,176,000	61,711,333	1,535,333	2.6%
OPERATING REQUIREMENTS					
Fac Mgmt, Ops and Airport Security	35,997,486	23,999,524	23,172,784	826,740	3.4%
Airport Planning and Development	1,648,359	1,098,961	1,105,457	(6,496)	(0.6%)
Support Services	10,380,139	6,920,438	6,222,747	697,691	10.1%
Business Services	9,440,813	6,294,190	5,768,057	526,133	8.4%
TOTAL OPERATING EXPENSES	57,466,797	38,313,113	36,269,045	2,044,068	5.3%
Debt Service					
GO Debt Service Fund	30,053	20,036	20,035	1	0.0%
2003 Series Airport Revenue Bond DS	10,171,269	6,781,185	6,512,000	269,185	4.0%
2005 Variable rate Notes (Swap)	17,606,948	11,738,552	11,351,852	386,700	3.3%
2005 Variable rate Notes Fees	3,589,598	2,393,185	2,289,239	103,946	4.3%
\$28 Million Variable Rate Note	1,306,840	871,270	427,732	443,538	50.9%
PFC Debt Service Funding	(13,679,803)	(9,120,325)	(9,051,907)	(68,418)	0.8%
TOTAL Net Debt Service	19,024,905	12,683,903	11,548,951	1,134,952	8.9%
OTHER REQUIREMENTS					
Workers' Compensation	329,622	219,759	219,744	15	0.0%
Citywide Administrative Support	1,563,714	1,042,528	1,042,476	52	0.0%
Communications & Technology Mgmt	1,201,393	800,969	800,928	41	0.0%
Accrued Payroll	55,800	37,202	37,200	2	0.0%
Additional Retirement Contribution	1,284,727	856,527	803,923	52,604	6.1%
Compensation Adjustment	22,425	14,951	15,330	(379)	(2.5%)
Wage Adjustment Market	98,914	65,946	0	65,946	100.0%
Liability Reserve	20,000	13,334	13,328	6	0.0%
Operating Reserve	291,000	194,010	53,330	140,680	72.5%
CTECC	141,930	94,625	94,620	5	0.0%
Trunked Radio Allocation	89,190	59,463	59,456	7	0.0%
TOTAL OTHER REQUIREMENTS	5,098,715	3,399,314	3,140,335	258,979	7.6%
TOTAL REQUIREMENTS	81,590,417	54,396,330	50,958,331	3,437,999	6.3%
EXCESS (DEFICIT) OF TOTAL AVAILABLE FUNDS OVER TOTAL REQUIREMENTS	8,673,583	5,779,670	10,753,002	4,973,332	86.0%

CITY OF AUSTIN
AUSTIN-BERGSTROM INTERNATIONAL AIRPORT
FUND SUMMARY COMPARISON WITH PPE RECONCILIATION

This month - This Year vs. Last Year
FY12 (May 12) vs FY11 (May 11)

Fiscal YTD - This Year vs. Last Year
FY12 (Oct 11 - May 12) vs FY11 (Oct 10 - May 11)

	FY12 May-12	FY11 May-11	Fav (Unfav) \$ Variance	Fav (Unfav) % Variance	FY12 YTD May-12	FY11 YTD May-11	Fav (Unfav) \$ Variance	Fav (Unfav) % Variance
Airline Revenue								
Landing Fees	1,689,793	1,605,340	84,453	5.3%	12,491,502	12,207,024	284,478	2.3%
Terminal Rental & Other Fees	1,702,551	1,733,497	(30,946)	(1.8%)	13,583,794	13,631,207	(47,413)	(0.3%)
Total Airline Revenue	3,392,344	3,338,837	53,507	1.6%	26,075,296	25,838,231	237,065	0.9%
Non-Airline Revenue								
Parking	2,719,571	2,426,886	292,685	12.1%	19,394,182	17,418,718	1,975,464	11.3%
Food/Beverage & Retail	486,332	505,719	(19,387)	(3.8%)	3,806,700	3,570,241	236,459	6.6%
Rental Car	842,040	760,809	81,231	10.7%	7,004,458	6,657,202	347,256	5.2%
Advertising	645	35,068	(34,423)	(98.2%)	474,133	315,480	158,653	50.3%
Ads Barter Revenue	3,584	2,285	1,299	56.9%	24,772	20,800	3,972	19.1%
Other Concessions	66,137	61,438	4,699	7.7%	512,411	497,650	14,761	3.0%
Other Rentals and Fees	568,267	513,860	54,407	10.6%	4,350,941	4,245,294	105,647	2.5%
Total Non-Airline Revenue	4,685,576	4,306,065	380,511	8.8%	35,567,597	32,725,385	2,842,212	8.7%
Interest Income	7,988	12,015	(4,027)	(33.5%)	68,440	140,818	(72,378)	(51.4%)
Total Operating Revenue	8,086,908	7,656,917	429,991	5.6%	61,711,333	58,704,434	3,006,899	5.1%
Operating Requirements								
Fac Mgmt, Ops and Airport Security	3,088,412	2,533,027	(555,385)	(21.9%)	23,172,784	21,528,899	(1,643,885)	(7.6%)
Airport Planning and Development	127,660	113,579	(14,081)	(12.4%)	1,105,457	1,030,460	(74,997)	(7.3%)
Support Services	956,946	663,791	(293,155)	(44.2%)	6,222,747	5,899,903	(322,844)	(5.5%)
Business Services	772,297	672,713	(99,584)	(14.8%)	5,788,057	6,674,965	(906,908)	(13.6%)
Total Operating Expense	4,945,315	3,983,110	(962,205)	(24.2%)	36,269,045	35,134,227	(1,134,818)	(3.2%)
Debt Service								
GO Debt Service Fund	2,504	0	(2,504)	N/A	20,035	22,576	2,541	11.3%
2003 Series Airport Revenue Bond DS	915,000	378,000	(537,000)	(142.1%)	6,512,000	3,016,000	(3,496,000)	(115.9%)
2005 Variable rate Notes (Swap)	1,332,399	1,917,076	584,677	30.5%	11,351,852	15,074,003	3,722,151	24.7%
2005 Variable rate Notes Fees	0	81,237	81,237	100.0%	2,289,239	1,375,773	(913,466)	(66.4%)
\$28 Million Variable Rate Note	52,705	4,242	(48,463)	(1142.5%)	427,732	46,343	(381,389)	(923.0%)
PFC Debt Service Funding	(1,006,711)	(1,056,443)	(49,732)	(4.7%)	(9,051,907)	(8,653,232)	398,675	4.6%
Total Debt Service	1,295,897	1,324,112	28,215	2.1%	11,548,951	10,381,463	(667,488)	(6.1%)
Other Requirements								
Workers' Compensation	27,468	27,819	351	1.3%	219,744	222,551	2,807	1.3%
Citywide Administrative Support	130,309	141,419	11,110	7.9%	1,042,476	1,131,347	88,871	7.9%
Communications & Technology Mgmt	100,116	122,088	21,972	18.0%	800,928	976,707	175,779	18.0%
Accrued Payroll	4,650	8,674	4,024	46.4%	37,200	69,337	32,137	46.3%
27th Payroll	0	0	0	N/A	0	(15,428)	(15,428)	100.0%
Additional Retirement Contribution	95,128	68,595	(26,533)	(38.7%)	803,923	611,898	(192,025)	(31.4%)
Compensation Adjustment	5,236	1,250	(3,986)	(318.9%)	15,330	8,098	(7,232)	(89.3%)
Operating Reserve	53,330	(118,137)	(171,467)	(145.1%)	53,330	376,500	323,170	85.3%
CTECC	11,827	4,763	(7,064)	(148.3%)	94,620	38,109	(56,511)	(148.3%)
Trunked Radio Allocation	7,432	9,406	1,974	21.0%	59,456	75,250	15,794	21.0%
Liability Reserve	1,666	1,917	251	13.1%	13,328	15,332	2,004	13.1%
Total Other Requirements	437,162	267,794	(169,368)	(63.2%)	3,140,335	3,509,701	369,366	10.5%
Total Requirements	6,678,374	5,575,016	(1,103,358)	(19.8%)	50,958,331	49,525,391	(1,432,940)	(2.9%)
SURPLUS (DEFICIT) OF TOTAL AVAILABLE FUNDS OVER TOTAL REQUIREMENTS	\$ 1,408,534	\$ 2,081,901	\$ (673,367)	(32.3%)	\$ 10,753,002	\$ 9,179,043	\$ 1,573,959	17.1%

* FY2011 YTD Operating Requirements are restated to show the same number of pay periods as FY2012

CITY OF AUSTIN
AUSTIN-BERGSTROM INTERNATIONAL AIRPORT
Non-Airline Revenue Detail

	This month - This Year vs. Last Year				Fiscal YTD - This Year vs. Last Year			
	May 2012	May 2011	Fav (Unfav) Variance	Fav (Unfav) %	FY12 (Oct 11 - May 12) vs FY11 (May 11)	FY12 (Oct 11 - May 12) vs FY11 (Oct 10 - May 11)	Fav (Unfav) Variance	Fav (Unfav) %
PARKING REVENUES								
Parking	2,621,554	2,341,573	279,981	11.96%	18,650,123	16,751,348	1,898,775	11.34%
Off Airport Parking	98,017	85,313	12,704	14.89%	744,059	667,370	76,689	11.49%
TOTAL PARKING REVENUES	2,719,571	2,426,886	292,685	12.06%	19,394,182	17,418,718	1,975,464	11.34%
OTHER CONCESSIONS								
Rental Cars	842,040	760,809	81,231	10.68%	7,004,458	6,657,202	347,256	5.22%
Food and Beverage	299,311	262,437	36,874	14.05%	2,241,670	2,020,860	220,810	10.93%
Advertising	645	35,068	(34,423)	(96.16%)	474,133	315,480	158,653	50.29%
Telephone	36,272	32,253	4,019	12.46%	275,865	247,210	28,655	11.59%
News and Gift	187,021	243,282	(56,261)	(23.13%)	1,565,030	1,549,381	15,649	1.01%
Ads Barter Revenue	3,584	2,285	1,299	56.85%	24,772	20,800	3,972	19.10%
Airline Catering	10,935	11,588	(653)	(5.64%)	86,405	108,928	(22,523)	(20.68%)
Vending Commissions	18,493	17,324	1,169	6.75%	146,948	139,261	7,687	5.52%
Miscellaneous	437	273	164	60.07%	3,193	2,251	942	41.85%
TOTAL OTHER CONCESSIONS	1,398,738	1,365,319	33,419	2.45%	11,822,474	11,061,373	761,101	6.88%
OTHER RENTALS & FEES								
Building-FBOs	43,569	42,785	784	1.83%	341,954	334,934	7,020	2.10%
Building - Other	104,911	102,420	2,491	2.43%	905,314	849,082	56,232	6.62%
Ground Rent	72,325	65,393	6,932	10.60%	577,173	552,212	24,961	4.52%
Telephone - STS	32,945	34,011	(1,066)	(3.13%)	284,881	284,770	111	0.04%
Building Maintenance Reimbursements	9,455	7,719	1,736	22.45%	80,333	78,597	1,736	2.21%
Facility Services Reimbursements	4,122	4,075	47	1.15%	33,588	32,899	689	2.09%
Hotel	83,105	36,873	46,232	125.38%	368,749	300,613	68,136	22.67%
GTA Shuttle Permits	175	711	(536)	(75.39%)	28,256	15,641	12,615	80.65%
Taxi-Cab	28,286	13,430	14,856	110.62%	187,061	170,754	16,307	9.55%
Cargo Facilities	17,733	16,996	737	4.34%	141,861	135,967	5,894	4.33%
Fuel Flowage	48,005	65,353	(17,348)	(26.55%)	391,555	426,838	(35,283)	(8.27%)
Fuel Facility Fees	62,585	62,219	366	0.59%	499,820	497,751	2,069	0.42%
Cargo Ramp Use Fee	36,076	36,326	(250)	(0.69%)	292,860	291,193	1,667	0.57%
Other	15,169	14,621	548	3.75%	139,383	182,863	(43,480)	(23.78%)
Cash Over/Short	839	719	120	16.69%	6,680	5,992	688	11.48%
Property Sales	0	0	0	N/A	0	17,186	(17,186)	(100.00%)
GSEM User Fee	3,177	3,177	0	0.00%	25,416	25,416	0	0.00%
Airport ID Badges, Fingerprints, Keys	5,790	7,032	(1,242)	(17.66%)	46,057	42,586	3,471	8.15%
TOTAL OTHER RENTALS & FEES	568,267	513,860	54,407	10.59%	4,350,941	4,245,294	105,647	2.49%
TOTAL NON-AIRLINE REVENUE	4,686,576	4,306,065	380,511	8.84%	35,567,597	32,725,385	2,842,212	8.69%
ACTUAL % OF TOTAL REVENUE	58.0%	56.2%	1.8	3.20%	57.6%	55.7%	1.9	3.41%
TARGET %	60.0%				60.0%			

CITY OF AUSTIN
AUSTIN-BERGSTROM INTERNATIONAL AIRPORT
NON-AIRLINE REVENUE ACTUALS

	This month - This Year vs. Last Year				Fiscal YTD - This Year vs. Last Year			
	FY12 (May 12) vs FY11 (May 11)				FY12 (Oct 11 - May 12) vs FY11 (Oct 10 - May 11)			
	<u>FY12 May-12</u>	<u>FY11 May-11</u>	<u>Fav (Unfav) \$ Variance</u>	<u>Fav (Unfav) % Variance</u>	<u>FY12 YTD May-12</u>	<u>FY11 YTD May-11</u>	<u>Fav (Unfav) \$ Variance</u>	<u>Fav (Unfav) % Variance</u>
<u>Non-Airline Revenue</u>								
OTHER CONCESSIONS								
Rental Cars	802,529	824,963	(22,434)	(2.7%)	6,882,327	6,587,377	294,950	4.5%
Food and Beverage	292,316	264,871	27,445	10.4%	2,209,580	2,030,414	179,166	8.8%
News and Gift	185,402	191,767	(6,365)	(3.3%)	1,561,668	1,522,166	39,502	2.6%
TOTAL	1,280,247	1,281,601	(1,354)	(0.1%)	10,653,575	10,139,957	513,618	5.1%

CITY OF AUSTIN
AUSTIN-BERGSTROM INTERNATIONAL AIRPORT
ADVERTISING CONTRACT ANALYSIS

This month - This Year vs. Last Year
FY12 (May 12) vs FY11 (May 11)

Fiscal YTD - This Year vs. Last Year
FY12 (Oct 11 - May 12) vs FY11 (Oct 10 - May 11)

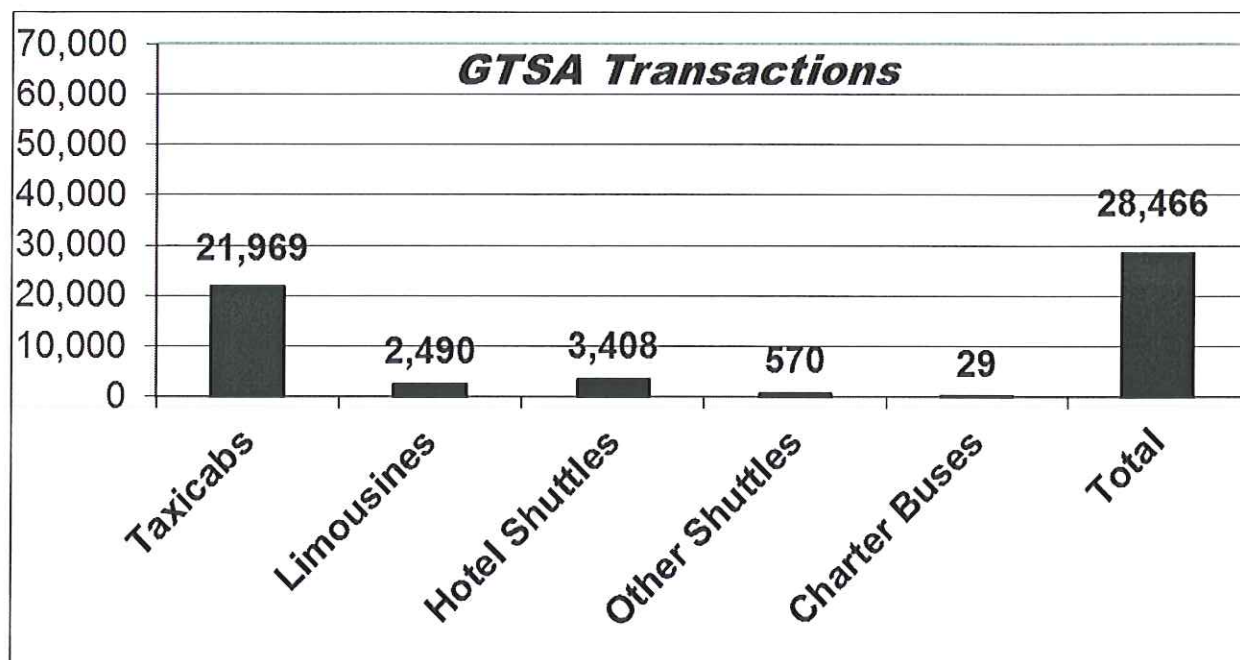
Advertising	FY12 May-12	FY11 May-11	Fav (Unfav) \$ Variance	Fav (Unfav) % Variance	FY12 YTD May-12	FY11 YTD May-11	Fav (Unfav) \$ Variance	Fav (Unfav) % Variance
Hotel	2,229	2,206	23	1.0%	17,547	24,317	(6,770)	(27.8%)
Cab	793	793	0	0.0%	6,218	4,165	2,053	49.3%
Others:								
Static Display	22,706	8,455	14,251	168.6%	300,172	155,527	144,645	93.0%
Tech Display	18,660	9,956	8,704	87.4%	189,116	107,048	82,068	76.7%
MAG	1,445	24,423	(22,978)	(94.1%)	6,268	35,188	(28,920)	(82.2%)
Others Subtotal:	42,811	42,834	(23)	(0.1%)	495,556	297,763	197,793	66.4%
TOTAL	45,833	45,833	0	0.0%	519,321	326,245	193,076	59.2%

**AUSTIN-BERGSTROM INTERNATIONAL AIRPORT
ENPLANEMENTS
FY 2012 VS. FY 2011**

	<u>FY 2012</u>	<u>FY 2011</u>	<u>Month over Month</u> <u>Change</u> <u>%</u>	<u>YTD</u> <u>Change</u> <u>%</u>
October	393,343	381,906	2.99%	2.99%
November	379,810	372,492	1.96%	2.49%
December	383,096	377,283	1.54%	2.17%
January	326,181	320,267	1.85%	2.10%
February	327,914	303,871	7.91%	3.11%
March	409,926	399,305	2.66%	3.02%
April	392,321	362,683	8.17%	3.76%
May	419,832	413,069	1.64%	3.46%
June	-	418,307		
July	-	425,683		
August	-	386,879		
September	-	362,896		
	<u>3,032,423</u>	<u>4,524,641</u>		

<u>YTD May-12</u>	<u>YTD May-11</u>	<u>Inc/(Dec)</u>	<u>% Inc/(Dec)</u>
3,032,423	2,930,876	101,547	3.46%

GROUND TRANSPORTATION TRANSACTIONS
JUNE 2012



YEAR TO YEAR COMPARISON			
SERVICE CATEGORY	JUNE 2012	JUNE 2011	% Increase/(decrease)
TAXICAB	21,969	25,618	(14.2%)
LIMOUSINE	2,490	1,973	26.2%
HOTEL SHUTTLE	3,408	2,837	20.1%
OTHER SHUTTLE	570	428	33.2%
CHARTER BUS	29	18	61.1%
OVERALL TOTAL	28,466	30,874	(7.8%)

A G E N D A



Recommendation for Council Action (CMD)

Austin City Council	Item ID:	16724	Agenda Number	<ITEM_OUTLINE>
Meeting Date:	August 2, 2012			
Department:	Contract Management			
Subject				
Authorize execution of a construction contract with VIKING CONSTRUCTION, INC., for Presidential Boulevard Pavement Rehab and Resurfacing - Rebid project in the amount of \$885,790.18 plus a \$44,289.51 contingency, for a total contract amount not to exceed \$930,079.69.				
Amount and Source of Funding				
Funding is available in the Fiscal Year 2011-2012 Capital Budget of the Department of Aviation.				
Fiscal Note				
A fiscal note is attached.				
Purchasing Language:	Lowest responsive bid of one bid received.			
Prior Council Action:				
For More Information:	Larry Mendez 974-1581; Robert Hengst 530-6604; Susan Garnett 974-7064; April Shaw 974-7141.			
Boards and Commission Action:	To be reviewed by the Airport Advisory Commission on July 10, 2012.			
Related Items:				
MBE / WBE:	This contract will be awarded in compliance with the requirements of 49 CFR Part 26 (Disadvantaged Business Enterprise Program) and Chapter 2-9A of the City Code (Minority Owned and Women Owned Business Enterprise Procurement Program) by meeting the goal with 13.08% DBE subcontractor participation.			
Additional Backup Information				
<p>The purpose of this project is to provide polymer modified asphalt sealer (micro – surfacing) with related crack sealing, patching, level ups and remarking of the roadway to extend the life of the pavement on Presidential Boulevard, the entry and exit roads of Presidential Boulevard, and an adjoining section of road. This project also provides for the removal, realignment and replacement of street markings.</p> <p>Due to the potential for unforeseen road conditions, a 5% contingency in funding has been included to allow for the expeditious processing of any change orders.</p> <p>The contract allows 90 calendar days for final completion of this project. This project is located within zip code</p>				

78719.

Viking Construction, Inc. is located in Georgetown, TX.

DBE Summary

Bid documents were distributed to 2 general contractors. Bids were opened on June 7, 2012. Viking Construction Inc. submitted the only bid received.

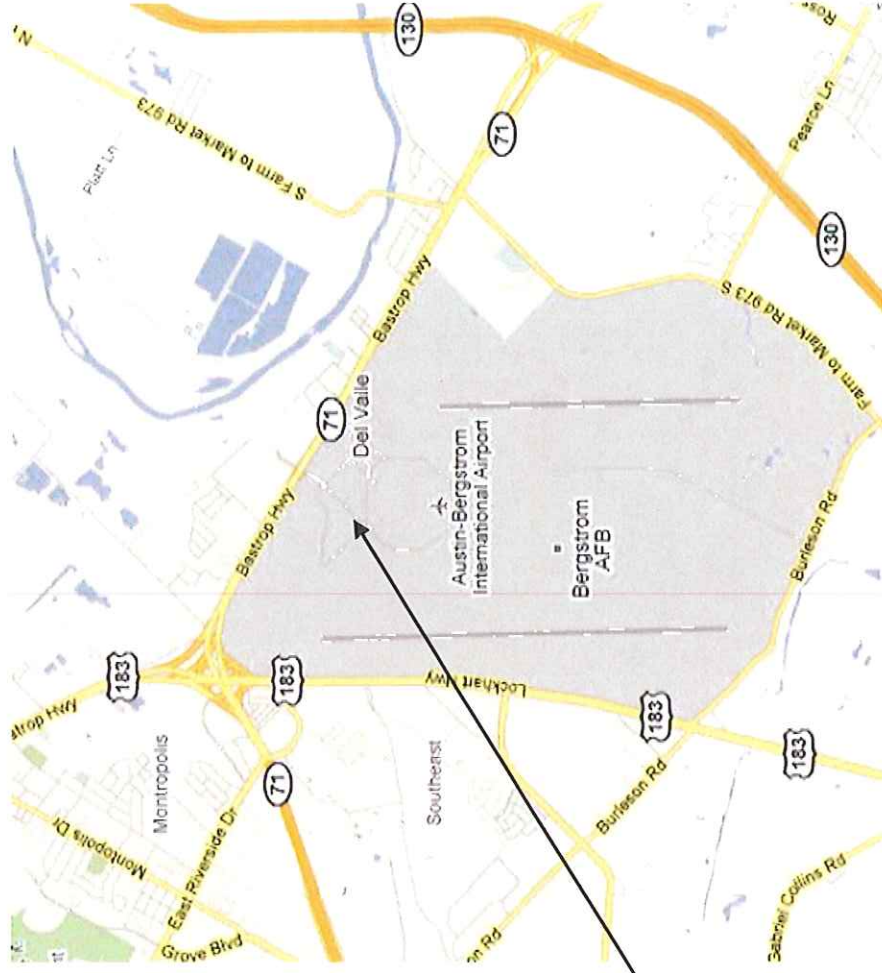
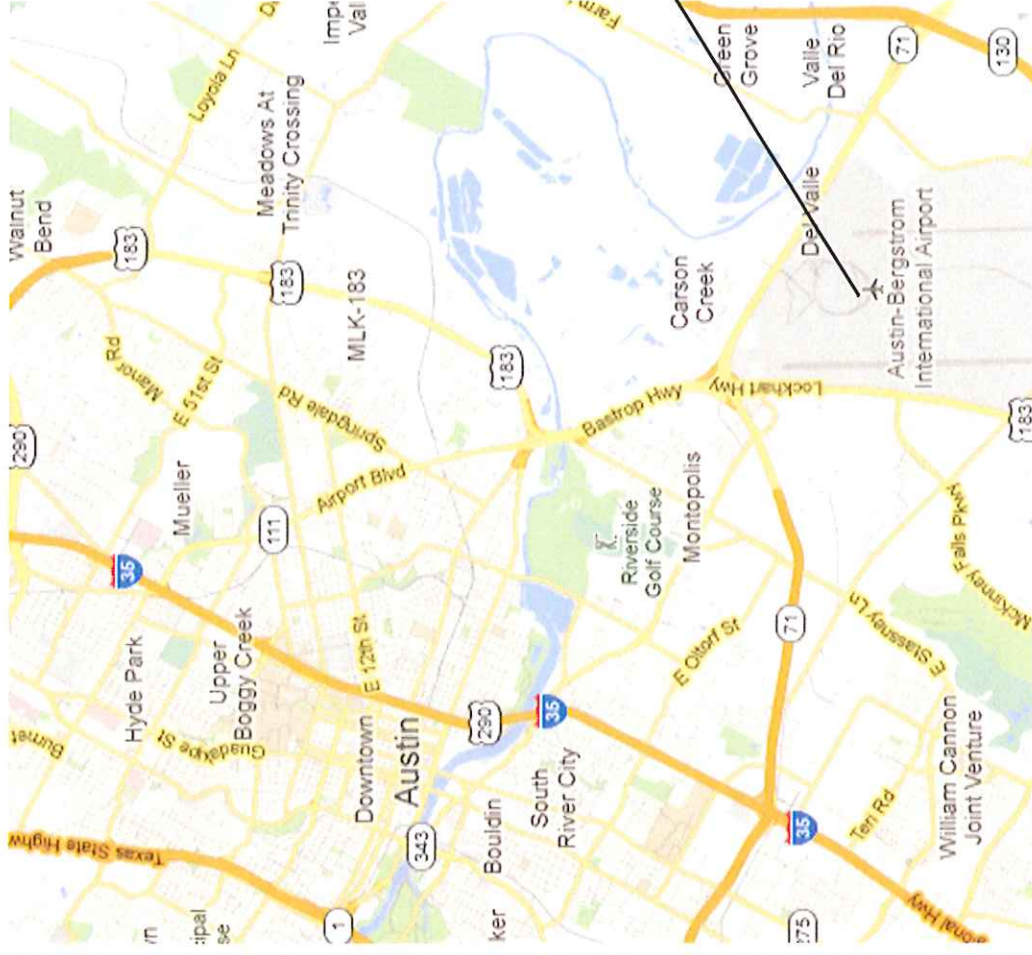
Viking Construction, Inc., Georgetown, TX

\$885,790.18

The contractor's choice of work methodology provides for eight areas of subcontracting opportunities. Project specific goal stated in the solicitation was **8.23 % DBE**. Total participation estimated on base bid amount of \$885,790.18:

<u>NON-DBE TOTAL – PRIME</u>	<u>\$249,801.11</u>	<u>28.20%</u>
Viking Construction Inc, Georgetown, TX	\$249,801.11	28.20%
 <u>DBE TOTAL – SUBCONTRACTORS</u>	 <u>\$115,876.00</u>	 <u>13.08%</u>
(MH) Texas Trucking Co. Inc., Georgetown, Texas (Emulsion Supplier & Hauling)	\$88,256.00	9.97%
(FW) N-Line Traffic Maintenance, Austin, Texas (Traffic Control)	\$4,650.00	0.52%
(FW) Roadway Specialties, Austin, Texas (Erosion Controls	\$9,375.00	1.06%
(FW) Diva Imaging, Austin, Texas (Photography)	\$995.00	0.11%
(MH) Texas Trucking Co. Inc, Georgetown, Texas (Aggregate Hauling)	\$12,600.00	1.42%
 <u>NON DBE TOTAL – SUBCONTRACTORS</u>	 <u>\$520,113.07</u>	 <u>58.72%</u>
Capitol Aggregate/Delta Materials, San Antonio, Texas (Crushed Stone Supplier)	\$12,150.00	1.37%
D.I.J. Construction Inc., Bertram, Texas (Striping Removal & Replacement)	\$177,065.12	19.99%
Alamo Cement, San Antonio, Texas (Cement Supplier)	\$1,074.50	0.13%
JD Ramming Paving, San Antonio, Texas (Pavement Repairs/Crack Sealing)	\$329,823.45	37.23%

The Contractor submitted a DBE Compliance Plan that met the goals of the solicitation and was approved by the Small & Minority Business Resources Department. Second and third low bidder information is not applicable.



78719

- Presidential Blvd. Pavement Rehab and Resurfacing - Rebid

AGENDA



Recommendation for Council Action (CMD)

Austin City Council	Item ID:	16723	Agenda Number	<ITEM_OUTLINE>
Meeting Date:	August 2, 2012			
Department:	Contract Management			
Subject				
<p>Authorize execution of a construction contract with JERDON ENTERPRISE, L.P., for Presidential Boulevard Roadway Safety and Security Improvements at the Austin-Bergstrom International Airport (ABIA) in an amount not to exceed \$3,690,112, plus a \$369,011 contingency for a total contract amount not to exceed \$4,059,123.</p>				
Amount and Source of Funding				
<p>Funding is available in the Fiscal Year 20011-2012 Capital Budget of the Department of Aviation. The Department of Aviation will be submitting for a Federal Aviation Administration reimbursement grant in August, 2012.</p>				
Fiscal Note				
<p>A fiscal note is attached.</p>				
Purchasing Language:	Lowest responsive bid of one bid received.			
Prior Council Action:				
For More Information:	Alison von Stein 974-7217; Susan Garnett 974-7064; April Shaw 974-7141.			
Boards and Commission Action:	To be reviewed by the Austin Airport Advisory Commission on July 10, 2012.			
Related Items:				
MBE / WBE:	<p>This contract will be awarded in compliance with the requirements of 49 CFR Part 26 (Disadvantaged Business Enterprise Program) and Chapter 2-9A of the City Code (Minority Owned and Women Owned Business Enterprise Procurement Program) by meeting the goal with 17.11% DBE subcontractor participation.</p>			
Additional Backup Information				
<p>This project addresses two critical operational needs: increased security at the Terminal and improved traffic flow within the Airport. Currently large planters are arranged in front of the Terminal on the upper and lower levels. These were intended to provide hazardous vehicle mitigation, but were not optimally located to prevent hostile vehicles and are unsightly due to poor conditions for sustaining vegetation. Therefore, the planters are being replaced with strategically located, structurally designed barriers that will enhance security and be more aesthetically consistent with the Terminal design.</p> <p>Access from Presidential Boulevard to the Airport service roads was purposefully limited in the original design. However, operationally this limitation has led to inefficiencies of traffic flow, especially with the addition of a cell</p>				

phone lot and the impending development south of the Hilton hotel and west of Presidential Boulevard. A new road from Presidential Boulevard to Spirit of Texas Drive will greatly enhance public convenience by providing better access to the cell phone lot and the site of future public amenities which are currently accessed via service roads.

This project will construct a new road from Presidential Boulevard to Spirit of Texas Drive, provide a temporary cell phone lot and add security barriers to the upper and lower level curbsides at the Terminal building for additional security. The proposed roadway consists of two 11-foot wide travel lanes, 11-foot wide medians containing rain gardens, and 7-foot wide meandering sidewalks on both sides of the roadway, bordered by 6-foot wide, tree-lined landscaped areas. The cell phone lot is landscaped with curbside trees. The proposed connection between the cell phone lot and the roadway is a meandering, tree-lined sidewalk. Airport land in the vicinity of the proposed road is planned to include new retail and commercial amenities, such as a gas station and convenience store.

This project is designed to be in accordance with the Department of Aviation's mission to be as sustainable as possible. Key sustainability features include:

- Rain gardens to capture and allow rainfall to percolate slowly
- Drought-tolerant plants
- Pervious sidewalk
- Natural stone as a landscape feature
- Drip irrigation using reclaimed water
- Solar-powered irrigation controller
- LED lighting

Due to the potential for unknown features and/or conflicts when working with existing conditions and the need to avoid delay in working at the Airport, a 10% contingency has been included to allow for the expeditious processing of any change orders.

The contract allows 270 calendar days for completion of this project, located within zip code 78719. This project is managed by the Public Works Department.

Jerdon Enterprise, L.P., is located in San Antonio, TX.

DBE Summary

Bid documents were distributed to five general contractors. Bids were opened on May 24, 2012. Jerdon Enterprise, L.P. submitted the only bid received:

Jerdon Enterprise, L.P., San Antonio, TX \$3,690,112.00

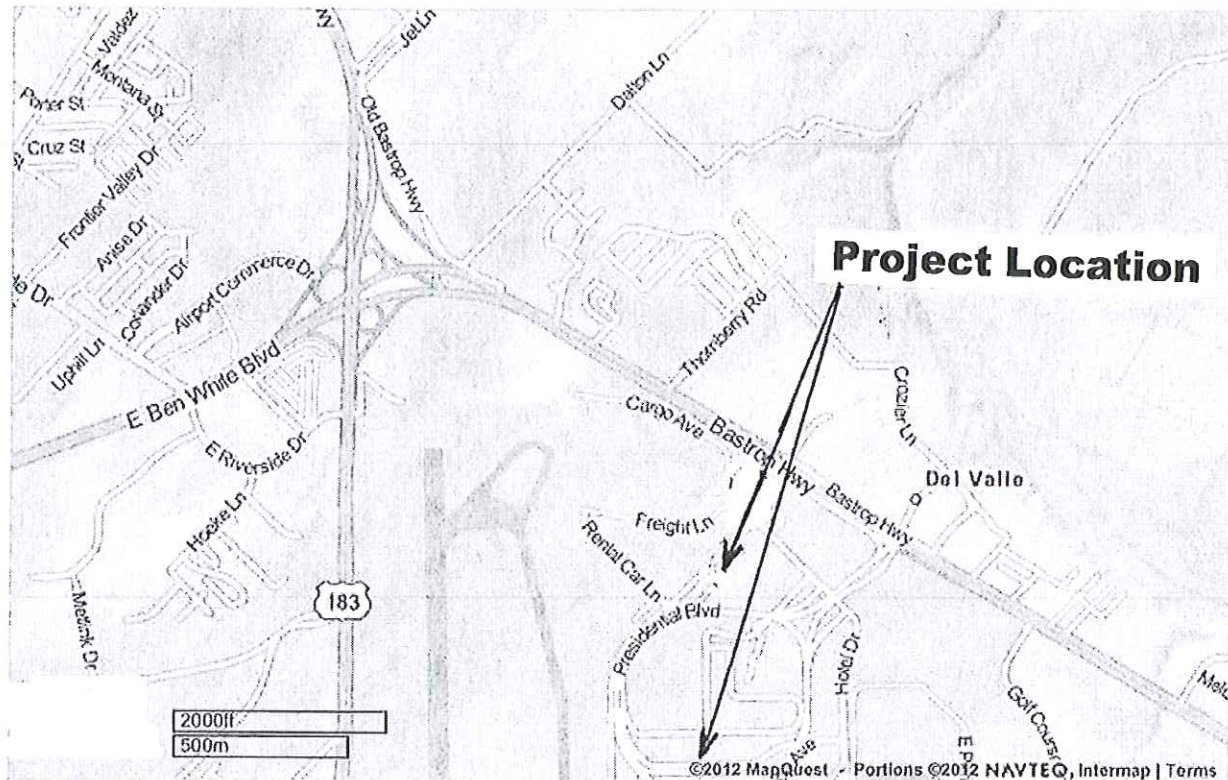
The contractor's choice of work methodology provides for twelve areas of subcontracting opportunities which are listed below. The DBE participation goal stated in the solicitation was **9.80% DBE**. Total participation estimated on base bid amount of \$3,690,112:

<u>NON M/WBE TOTAL – PRIME</u>	<u>\$1,752,456.99</u>	<u>47.49%</u>
Jerdon Enterprise, L.P., San Antonio, TX	\$1,752,456.99	47.49%
<u>DBE TOTAL – SUBCONTRACTORS</u>	<u>\$631,710.46</u>	<u>17.11%</u>
(FW) N-Line Traffic Maintenance, Austin, TX (Traffic Control Equipment Rental)	\$3,404.46	0.09%
(MH) M&M Trucking, Del Valle, TX (Hauling)	\$28,000.00	0.76%
(FH) EBC Construction, L.L.C., Manor, TX (Storm Sewer & Water Line)	\$307,921.00	8.34%
(MH) Interstate Concrete and Steel, San Antonio, TX (Concrete sidewalk, Driveways and curbs)	\$292,385.00	7.92%
<u>NON DBE TOTAL – SUBCONTRACTORS</u>	<u>\$1,305,944.55</u>	<u>35.40%</u>
APAC Texas – Wheeler, Round Rock, TX (Asphalt)	\$97,783.65	2.65%
Blumenthal Sheet Metal, Houston, TX (Metal Fabrication)	\$233,125.00	6.32%
The Levy Company, San Antonio, TX (Electrical)	\$152,200.00	4.12%
Highway Technologies, Austin, TX (Striping)	\$23,153.90	0.63%
Arrowhead Concrete, Inc., Austin, TX (Concrete Restoration)	\$172,182.00	4.67%
Riverbend Concrete – Precast, Boerne, TX (Precast Concrete)	\$240,500.00	6.52%
Shades of Green, Austin, TX (Stonework and Landscaping)	\$387,000.00	10.49%

The Contractor submitted a DBE Compliance Plan that met the goals of the solicitation and was approved by the Small & Minority Business Resources Department. Second and third low bidder information is not applicable.

Location Map

Presidential Boulevard Roadway Safety and Security Improvements



AGENDA



Recommendation for Council Action (Purchasing)

Austin City Council	Item ID:		Agenda Number	<ITEM_OUTLINE>
Meeting Date:	August 2, 2012			
Department:	Purchasing			
Subject				
<p>Authorize award and execution of a 36-month requirements service contract with AUSTIN ARBORIST COMPANY, dba AUSTIN TREE EXPERTS; FOREVER GREEN TROPICALS PLANT LEASING, INC., dba FOREVER GREEN; RIOS TREE SERVICE, INC.; and UNITY CONTRACTOR SERVICES, INC. (MBE), or one of the other qualified bidders for IFB-BV No. SAP0135, to provide tree-trimming and removal services for various City Departments in an estimated amount not to exceed \$3,602,000 each and combined, with three 12-month extension options in estimated amounts not to exceed \$1,286,100 for the first extension option, each and combined; \$1,332,405 for the second extension option, each and combined; and \$1,381,025 for the third extension option, each and combined; for a total estimated contract amount not to exceed \$7,601,530 each and combined.</p>				
Amount and Source of Funding				
<p>Funding in the amount of \$96,667 is available in the Fiscal Year 2011-2012 Operating Budget of various City Departments. Funding for the remaining 35 months of the original contract period and extension options is contingent upon available funding in future budgets.</p>				
Fiscal Note				
<p>There is no unanticipated fiscal impact. A fiscal note is not required.</p>				
Purchasing Language:	Best evaluated bids received.			
Prior Council Action:				
For More Information:	Sharon Patterson, Senior Buyer, 974-2995			
Boards and Commission Action:	To be reviewed by Urban Forestry Board on July 18, 2012. To be reviewed by Water and Wastewater Commission on August 8, 2012. To be reviewed by the Austin Airport Advisory Commission on July 10, 2012.			
Related Items:				
MBE / WBE:	This contract will be awarded in compliance with Chapter 2-9C of the City Code (Minority-Owned and Women-Owned Business Enterprise Procurement Program). No subcontracting opportunities were identified; therefore, no goals were established for this solicitation.			
Additional Backup Information				

This contract will provide tree-trimming and removal services for the City's forest, medians, roads, right-of-ways, line-of-sight maintenance and clearance, stormwater facilities and associated structures, drainage utility easement, and other City properties. The main objectives of this contract are to provide for the safety of people and property; to preserve trees and to maintain them in a healthy and vigorous condition; to maintain the efficient operation of stormwater facilities; and to maintain the aesthetics of both the trees and the environment.

Trees located on street right-of-ways and medians will be managed by the Street & Bridge Division of the Public Works Department operating under the authority of the City's Urban Forester. Trees located in or adjacent to stormwater facilities and drainage utility easements will be managed by the Watershed Protection Department and under the authority of the City's Urban Forester. The City's Urban Forester shall administer and enforce all management of work on all other trees located within the City's urban forest.

Using historical work-order data, the City was divided into four zones so that all zones represented, as much as possible, an equal amount of work. Work within each zone will be performed on an as-needed basis.

In order to determine the best-value to the City, evaluation criteria included cost for specified line items, relevant experience, number of Arborists and/or Degreed Urban Foresters employed by Bidder, number of full-time work crews, Bidder's environmental/Sustainable plans and equipment, and Bidder's local business presence.

This request allows for the execution of a contract with bidders, who provide the best value to the City, that Council selects. If these bidders do not execute a contract with the City, staff will return to Council so that Council may select another best value bidder and authorize a contract with this bidder.

MBE/WBE solicited: 16/6

MBE/WBE bid: 1/1

BID TABULATION

IFB Best-Value No. SAP0135
Tree-Trimming and Removal Services
(27 line items)

ZONE 1: NORTH WEST

<u>Vendor</u>	<u>Total Price for a 12-Month Period</u>
Rios Tree Service San Antonio, TX	\$227,695.00
Unity Contractor Services, Inc. (MBE) Austin, TX	\$328,325.00
Forever Green Austin, TX	\$708,745.00
Austin Tree Experts Austin, TX	\$724,625.00
Brown and Green Tree Care Consulting (WBE) Austin, TX	\$967,366.00

ZONE 2: NORTH EAST

<u>Vendor</u>	<u>Total Price for a 12-Month Period</u>
Unity Contractor Services, Inc. (MBE) Austin, TX	\$328,325.00
Forever Green Austin, TX	\$708,745.00

Austin Tree Experts Austin, TX	\$724,625.00
-----------------------------------	--------------

Brown and Green Tree Care Consulting (WBE) Austin, TX	\$967,366.00
--	--------------

Rios Tree Service San Antonio, TX	*
--------------------------------------	---

*Rios Tree Service, Inc. is being recommended for award of Zone 1 and therefore cannot be considered for award of other zones.

ZONE 3: SOUTH WEST

<u>Vendor</u>	<u>Total Price for a 12-Month Period</u>
----------------------	---

Austin Tree Experts Austin, TX	\$724,625.00
-----------------------------------	--------------

Forever Green Austin, TX	\$708,745.00
-----------------------------	--------------

Brown and Green Tree Care Consulting (WBE) Austin, TX	\$1,072,385.00
--	----------------

Rios Tree Service San Antonio, TX	*
--------------------------------------	---

Unity Contractor Services, Inc. (MBE) Austin, TX	**
---	----

*Rios Tree Service, Inc. is being recommended for award of Zone 1 and therefore cannot be considered for award of other zones.

** Unity Contractor Services, Inc. is being recommended for award of Zone 2 and therefore cannot be considered for award of other zones.

ZONE 4: SOUTH EAST

<u>Vendor</u>	<u>Total Price for a 12-Month Period</u>
----------------------	---

Forever Green Austin, TX	\$708,745.00
-----------------------------	--------------

Brown and Green Tree Care Consulting (WBE) Austin, TX	\$1,072,385.00
--	----------------

Rios Tree Service San Antonio, TX	*
--------------------------------------	---

Unity Contractor Services, Inc. (MBE) Austin, TX	**
---	----

Austin Tree Experts Austin, TX	***
-----------------------------------	-----

*Rios Tree Service, Inc. is being recommended for award of Zone 1 and therefore cannot be considered for award of other zones.

** Unity Contractor Services, Inc. is being recommended for award of Zone 2 and therefore cannot be considered for award of other zones.

*** Austin Tree Experts is being recommended for award of Zone 3 and therefore cannot be considered for award of other zones.

The expenditures for the first 12 months of this contract are estimated to be \$1,160,000.

A copy of the complete bid tabulation is on file in the Purchasing Office and is on the City of Austin, FASD Purchasing Office website.

PRICE ANALYSIS

- a. Adequate competition.
- b. One hundred fifty-four notices were sent, including 16 MBEs and 6 WBEs. Five bids were received including one MBE and one WBE. There were twenty on-line subscribers to the solicitation, including one MBE and one WBE.
- c. This is the first contract to serve all City Departments for tree-trimming and removal services; therefore, a price comparison cannot be made.

APPROVAL JUSTIFICATION

- a. Best evaluated bids of five bids received.
- b. The Purchasing Office concurs with the recommended awards from the Public Works Department-Street & Bridge Division, Watershed Protection Department, and the Parks and Recreation Department.
- c. Advertised in the Austin American-Statesman and on the Internet.

ZONE 1: Evaluation Matrix

Description	Points Available	Company Name				Brown and Green Tree Care and Consulting (WBE)
		Forever Green	Austin Tree Experts	Rios Tree Service Inc.	Unity Contractor Services, Inc. (MBE)	
Most Frequently Used Services	55	18	17	55	38	13
Relevant Experience of Firm	10	10	9	10	10	7.5
No. of Arborists and/or Degreed Urban Forester	10	2.5	7.5	2.5	10	10
No. of full-time work crew	5	1	1	5	1	1
Company's Environmental/ Sustainability Plans and Equipment	10	5	7	6	8	4
Local Business Presence	10	10	10	0	10	10
TOTAL SCORE	100	47	52	79	77	46

ZONE 2: Evaluation Matrix

Description	Points Available	Company Name				Brown and Green Tree Care and Consulting (WBE)
		Forever Green	Austin Tree Experts	Rios Tree Service Inc.*	Unity Contractor Services, Inc.** (MBE)	
Most Frequently Used Services	55	25	25	0	55	19
Relevant Experience of Firm	10	10	9	0	10	7.5
No. of Arborists and/or Degreed Urban Forester	10	2.5	7.5	0	10	10
No. of full-time work crew	5	5	4	0	5	5
Company's Environmental/ Sustainability Plans and Equipment	10	5	7	0	8	4
Local Business Presence	10	10	10	0	10	10
TOTAL SCORE	100	58	62	0	98	55

* Rios Tree Service, Inc. is being recommended for award of Zone 1 and therefore cannot be considered for award of other zones.

ZONE 3: Evaluation Matrix

Description	Points Available	Company Name				Brown and Green Tree Care and Consulting (WBE)
		Forever Green	Austin Tree Experts	Rios Tree Service Inc.*	Unity Contractor Services, Inc.** (MBE)	

Most Frequently Used Services	55	55	54	0	0	36
Relevant Experience of Firm	10	10	9	0	0	7.5
No. of Arborists and/or Degreed Urban Forester	10	2.5	7.5	0	0	10
No. of full-time work crew	5	5	4	0	0	5
Company's Environmental/ Sustainability Plans and Equipment	10	5	7	0	0	4
Local Business Presence	10	10	10	0	0	10
TOTAL SCORE	100	88	91	0	0	73

* Rios Tree Service, Inc. is being recommended for award of Zone 1 and therefore cannot be considered for award of other zones.

** Unity Contractor Services, Inc. is being recommended for award of Zone 2 and therefore cannot be considered for award of other zones.

ZONE 4: Evaluation Matrix

Description	Points Available	Company Name				
		Forever Green	Austin Tree Experts***	Rios Tree Service Inc.*	Unity Contractor Services, Inc.** (MBE)	Brown and Green Tree Care and Consulting (WBE)
Most Frequently Used Services	55	55	0	0	0	36
Relevant Experience of Firm	10	10	0	0	0	7.5
No. of Arborists and/or Degreed Urban Forester	10	2.5	0	0	0	10
No. of full-time work crew	5	5	0	0	0	5
Company's Environmental/ Sustainability Plans and Equipment	10	5	0	0	0	4
Local Business Presence	10	10	0	0	0	10
TOTAL SCORE	100	88	0	0	0	73

* Rios Tree Service, Inc. is being recommended for award of Zone 1 and therefore cannot be considered for award of other zones.

** Unity Contractor Services, Inc. is being recommended for award of Zone 2 and therefore cannot be considered for award of other zones.

*** Austin Tree Experts is being recommended for award of Zone 3 and therefore cannot be considered for award of other zones.

AGENDA



Recommendation for Council Action (Purchasing)

Austin City Council	Item ID:	16539	Agenda Number	<ITEM_OUTLINE>
Meeting Date:	August 2, 2012			
Department:	Purchasing			
Subject				
<p>Authorize award and execution of a 36-month requirements service contract with COTHRON'S SAFE & LOCK, INC. to provide security locking hardware maintenance and repair for various City Departments at various City locations, in an estimated amount not to exceed \$525,000, with three 12-month extension options in estimated amounts not to exceed \$175,000 per extension option, for a total estimated contract amount not to exceed \$1,050,000.</p>				
Amount and Source of Funding				
<p>Funding in the amount of \$29,127 is available in the Fiscal Year 2011-2012 Operating Budget of various City Departments. Funding for the remaining 34 months of the original contract period and extension options is contingent upon available funding in future budgets.</p>				
Fiscal Note				
<p>There is no unanticipated fiscal impact. A fiscal note is not required.</p>				
Purchasing Language:	Lowest bid received.			
Prior Council Action:				
For More Information:	Sai Xoomsai, Buyer II, 974-2133			
Boards and Commission Action:	To be reviewed by the July 10, 2012, Austin Airport Advisory Commission			
Related Items:				
MBE / WBE:	<p>This contract will be awarded in compliance with Chapter 2-9C of the City Code (Minority-Owned and Women-Owned Business Enterprise Procurement Program). No subcontracting opportunities were identified; therefore, no goals were established for this solicitation.</p>			
Additional Backup Information				
<p>This contract will provide security locking hardware maintenance, repair, and replacement parts for various types of locking hardware on an as-needed basis to ensure employee and public safety on City premises. The services provided under this agreement will comply with all applicable City of Austin, State of Texas, and any Federal guidelines or regulations as they relate to security locking hardware maintenance and repair.</p> <p>City departments that will utilize this contract include the Aviation Department, Building Services Department, Library Department, Police Department, Fire Department, and Convention Center Department.</p>				

MBE/WBE solicited: 0/0

MBE/WBE bid: 0/0

BID TABULATION

IFB No. PAX0027

Security Locking Hardware Maintenance and Repair
15 line items

Vendor

Total Price

Cothron's Safe & Lock, Inc.
dba. Cothron's Safe and Lock
Austin, TX

\$174,762.50

Advanced Lock Solutions, Inc.
Austin, TX

\$181,762.50

The expenditures for the first 12 months of this contract are estimated to be \$175,000.00.

A copy of complete bid tabulation is on file in the Purchasing Office and is on the City of Austin, FASD Purchasing Office website.

PRICE ANALYSIS

- a. Adequate competition.
- b. Fourteen notices were sent. There are no known MBEs or WBEs for this commodity code. Two bids were received.
- c. The discount pricing offered represents a 3.4% decrease to the last contract awarded in October 2008 and April 2009.

APPROVAL JUSTIFICATION

- a. Lowest bid received
- b. The Purchasing Office concurs with the Aviation Department, Building Services Department, Library Department, Police Department, Fire Department, and Convention Center Department's recommended award.
- c. Advertised in the Austin American-Statesman and on the Internet.