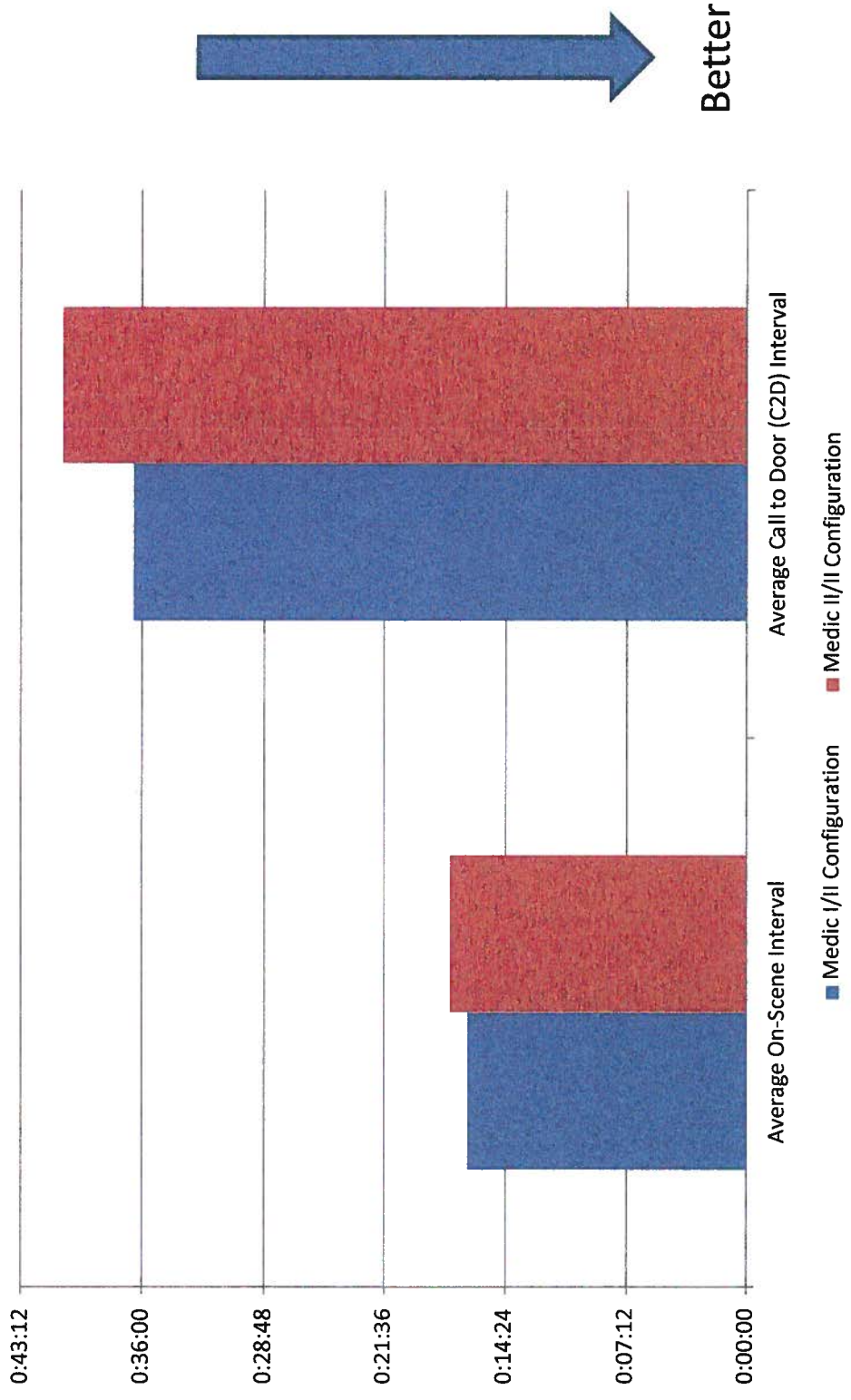


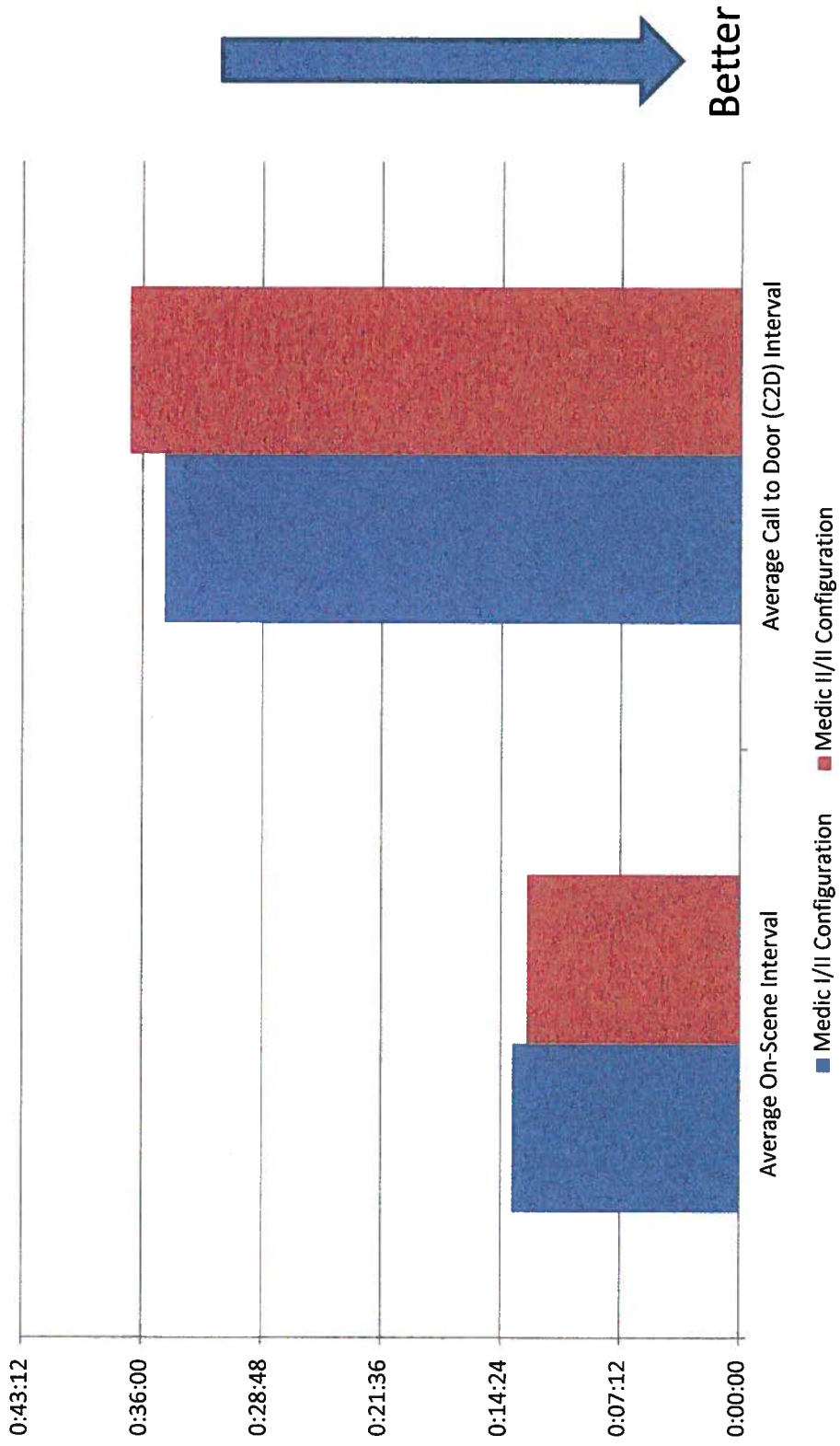
**EMS Core City Station Expansion and
Vacancy Rate
Item 3-b-2 & 3**

**STEMI Alert
Average Intervals
10-1-2012 - 12-31-2012**

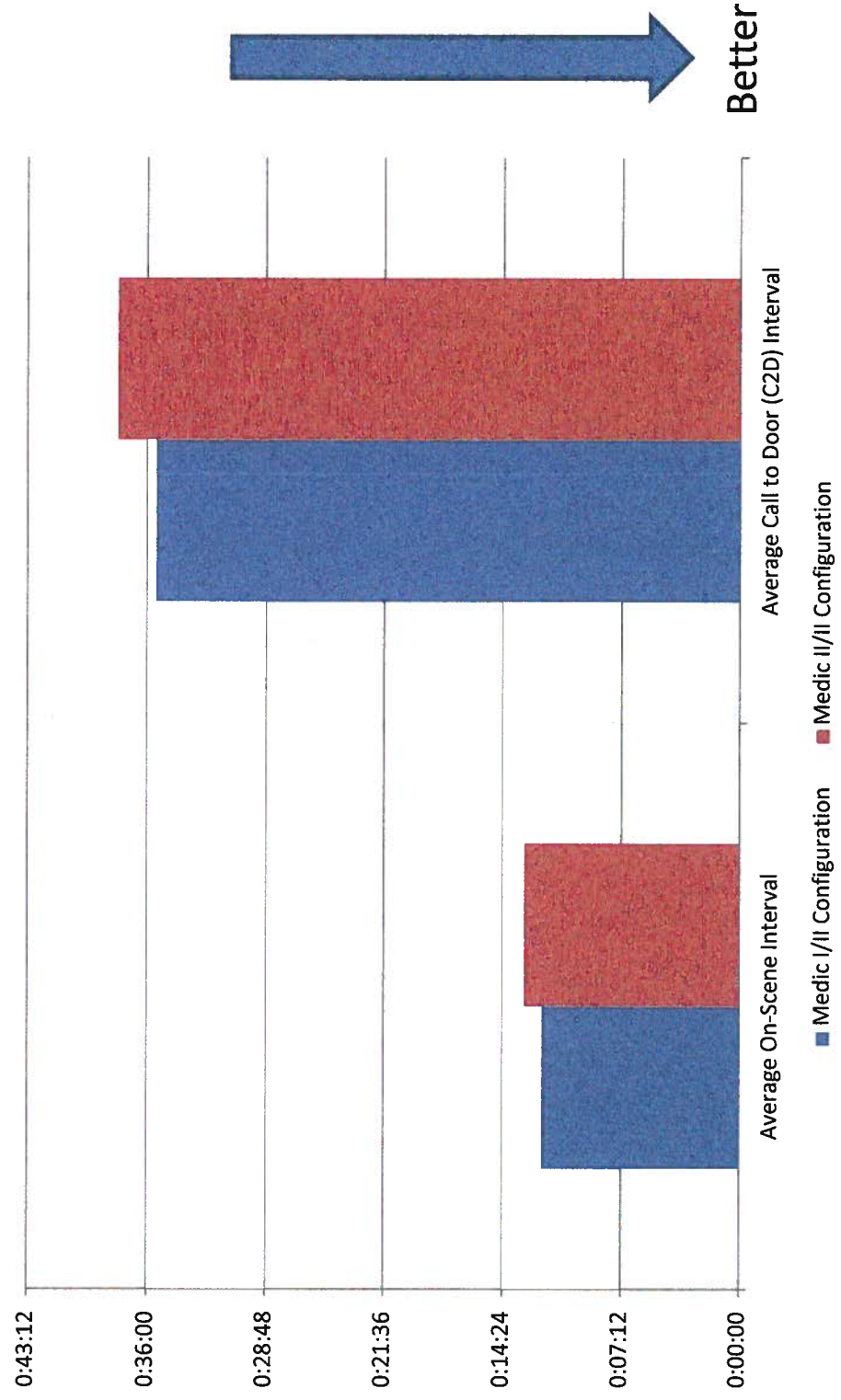


ST Elevation Myocardial Infarction (Heart Attack)

Stroke Alert Average Intervals 10-1-2012 - 12-31-2012



Trauma Activations Average Intervals 10-1-2012 - 12-31-2012



Employee Meetings

- Three Employee Meetings
- We met in-person with every Medic that had worked with a Medic I
 - In a classroom setting with Dr. Hinchey, Chief Gardner and myself
 - The primary issue brought forward by the Medics was the second ambulance being dispatched on Cardiac Arrest Calls
 - crews said they are canceling the second unit because it creates confusion with the pit-crew model

Second Ambulance Dispatches

Crews canceled the second ambulance prior to arrival on all but 10 Incidents

- Average time for the second ambulance to arrive after the first: 2 minutes 10 seconds
- Maximum time for the second ambulance to arrive after the first: 4 minutes 4 seconds
- Minimum time for the second ambulance to arrive after the first: 0 minutes 10 seconds

EMS Medic I Staffing

- Medic I – 26 employees
 - 5 cleared to independent Duty
 - 19 cleared to a two-person-crew
 - 2 cleared to a three-person-crew
- 47 Medic I vacancies in the field
- Our next Academy will start February 11, 2013
- We are just now completing a hiring process for Medic Is

EMS Staffing Goal

- Medic I – 134 : 40%
- Medic II – 207 : 60%

Medic I / Medic II Target Staffing Ratio

