



City Council Questions and Answers

City Council Questions and Answers for
Thursday, May 23, 2013

These questions and answers are related to the
Austin City Council meeting that will convene at 10:00 AM on
Thursday, May 23, 2013 at Austin City Hall
301 W. Second Street, Austin, TX



Mayor Lee Leffingwell
Mayor Pro Tem Sheryl Cole
Council Member Chris Riley, Place 1
Council Member Mike Martinez, Place 2
Council Member Kathie Tovo, Place 3
Council Member Laura Morrison, Place 4
Council Member William Spelman, Place 5

The City Council Questions and Answers Report was derived from a need to provide City Council Members an opportunity to solicit clarifying information from City Departments as it relates to requests for council action. After a City Council Regular Meeting agenda has been published, Council Members will have the opportunity to ask questions of departments via the City Manager's Agenda Office. This process continues until the final report is distributed at noon to City Council the Wednesday before the council meeting.

QUESTIONS FROM COUNCIL

1. Agenda Items # 5 and # 6
 - a. QUESTION: What are the development plans and environmental mitigation strategies being implemented by the developer for these tracts of land?
COUNCIL MEMBER MORRISON
 - b. ANSWER: See attachment
2. Agenda Item # 18
 - a. QUESTION: Please explain the process for this pilot and what metrics will be obtained to ascertain the success of the pilot and the potential value of making it a permanent part of the weatherization program. COUNCIL MEMBER TOVO
 - b. ANSWER: The low income weatherization rehabilitation assistance program (LWRAP) is designed to fund the weatherization of homes determined to be beyond the scope of normal weatherization; LWRAP is a portion of the HEAP Tier 2 efforts. Due to the need of extensive rehabilitation for repairs for the home, AE has allocated \$100K to assist in this pilot. At the end of the pilot program, AE will assess the number of homes served in the pilot. AE will consider the leverage funds provided by members of the Housing Repair Coalition (HRC) to determine the success of the program. Success will also be measured by an increase number of homes served by AE and the HRC, that would not have been normally provided weatherization services. Funding levels for future program years will be considered based on funding availability from all parties involved in the pilot.
 - c. QUESTION: How did Austin Energy determine the number (6) of providers to be selected? COUNCIL MEMBER SPELMAN
 - d. ANSWER: The number of providers selected for this contract was not determined prior to the evaluation of the submittals. A goal was established that would allow selection of contractors who submitted a proposal that met the requirements listed in the evaluation criteria. Setting the number of contractors in advance would have potentially limited staff's ability to select firms.
3. Agenda Item # 19

- a. QUESTION: Please provide a description of how staff developed the recommendation of a \$150,000 sponsorship in support of the X Games.
COUNCIL MEMBER MORRISON
 - b. ANSWER: See attachment
4. Agenda Item # 21 thru # 23
- a. QUESTION: a) What is the timetable for a new permanent interlocal? b) Where is the new station going to be located? c) What will the impacts be on EMS services within the City? COUNCIL MEMBER SPELMAN
 - b. ANSWER: a) The current interlocal agreement expires on October 1, 2013, and the goal is to place this item on the City Council and Commissioners Court agendas in September for consideration. The new financial model has already been created for the new interlocal. It includes a new provision that requires Travis County to pay a per-hour fee for City ambulances responding to County incidents. We are currently writing the body of the interlocal document at this time. b) If approved by Travis County Commissioners Court, the new EMS unit will be located in the existing ESD 4 Fire Station on FM 969 at 14312 Hunters Bend, starting June 1, 2013. c) In FY 12, the FM 969 service area had 1,169 incidents and all but 100 were handled by City of Austin funded units. The addition of 12-hour a day 7-day a week ambulance in the area will significantly decrease the need for City of Austin funded units to respond into the area.
5. Agenda Item # 56:
- a. QUESTION: Please tell us more about how the \$2,360,000 will be spent. Which playscapes will be replaced? COUNCIL MEMBER SPELMAN
 - b. ANSWER: See attachment
6. Agenda Item # 57
- a. QUESTION: : Please share info on the results of the crime reduction efforts through HALO. How does APD determine where to place these cameras?
COUNCIL MEMBER SPELMAN
 - b. ANSWER: See attachment
7. Agenda Items # 59 and # 60.
- a. QUESTION: a) What will change from the public's point of view? b) What services will we be providing for the fees that will be imposed?
 - b. ANSWER: a) With oversight and regulation, the customer will have means of recourse and feedback, including a formal complaint process already in place.

By regulating charter services providing point-to-point service in the City of Austin, companies will be held accountable to COA public safety and consumer protection standards. b) Permit fees are limited to the cost of operating the program. The permit fee for charter vehicles include administrative costs, enforcement (including field inspections and investigations), permitting materials, and other costs incidental to maintenance of the program.

8. Agenda Item # 75

- a. QUESTION: Have there been some preliminary discussions to indicate Camp Mabry's interest in this? COUNCIL MEMBER SPELMAN
- b. ANSWER: Yes. City PARD personnel met with senior Camp Mabry personnel who are interested in partnering with the City to provide event coordination services under a partnership. Camp Mabry staff are interested in offering venue room usage to city staff (for staff meetings and retreats), as well as hosting small scale non-music event rentals (e.g. small walk/runs) by the community.

9. Agenda Item # 105

- a. QUESTION: a) What is the current time frame for processing an STR license application? b) If an application is determined to not meet requirements for licensing, how is the applicant notified? c) Is the application request closed and removed from database or does it remain with some notation as closed or rejected? d) What is time frame for notice of denial? COUNCIL MEMBER MORRISON
- b. ANSWER: a) Approximately 3 days after receipt of a complete application package. Many applications can be processed the same day if all required information is provided. b) By phone call and regular mail. c) Once the application is denied, the hard copy file is closed and stored in file system. The database in the Amanda system is notated as closed. d) The average time is one week.

10. Agenda Item # 108

- a. QUESTION: What is the cost to retrofit a house to make it visitable? COUNCIL MEMBER SPELMAN
- b. REVISED ANSWER: The Neighborhood Housing Department's Architectural Barrier Removal Program averages \$12,500 dollars to retrofit a 1,000 square foot single family residence for visitability purposes. The retrofit includes a no-step entrance, widening of doorways and blocking for grab bars in the shower/bath. Current structures will not be required to retrofit. The proposal only applies to new residences in newly developed subdivisions submitted for review after January 1, 2016, and will not be required on lots

that are not practicable due to topography.


11. Agenda Item # 110


- a. QUESTIONS: a) Do any other cities in the US require laminated windows, and which ones? b) Also how much more expensive are laminated windows up front? c) Could more extensive requirements be applied to any bedrooms or rooms where people sleep, and if so, what could those requirements be?
COUNCIL MEMBER SPELMAN
- b. ANSWER: See attachment

12. Agenda Items # 110 and # 111

- a. QUESTION: a) The staff report lists the Building & Fire Code Board of Appeals (Technical Board) as having reviewed this proposal but did not take action at their February meeting due to a lack of quorum - was it considered or action taken at a subsequent meeting? b) A briefing on October 9th, 2012 occurred before the planning commission - were there any recommendations from the commission at this or subsequent meetings? c) The staff report references position statements by the Austin Hotel Lodging Association and the Downtown Austin Neighborhood Association but no letters were included for those groups - if available can they be provided? d) At what point during the process was the "Final Proposal - Enhance exterior structural components" developed? MAYOR PRO TEM COLE
- b. ANSWER: See attachment

END OF REPORT - ATTACHMENTS TO FOLLOW

 The City of Austin is committed to compliance with the Americans with Disabilities Act. Reasonable modifications and equal access to communications will be provided upon request.

 For assistance please call 974-2210 OR 974-2445 TDD.



Council Question and Answer

Related To	Agenda Item # 5 & Item # 6	Meeting Date	May 23, 2013
------------	-------------------------------	--------------	--------------

Additional Answer Information

Following are responses to the Council question on agenda items # 5 and # 6:

Separate from the Service Extension Requests for water and wastewater service, the applicant has submitted a site plan for a multi-family (MF) development on two adjacent lots, 1 is in the ETJ and subject to the SOS ordinance and 1 lot is in the City limits with a restrictive covenant providing for 65% impervious cover. The applicant has included the following environmental enhancements in their site plan:

- The MF project will be designed to accept and treat stormwater runoff to SOS standards from 6 adjacent, undeveloped lots that have a restrictive covenant that may grant them rights to develop with 65% impervious cover and 1980's style water quality controls.
- A Unified Development Agreement is being put in place to ensure future development on the 6 adjacent lots sends stormwater runoff to the SOS controls.
- The MF project includes a lot with a similar restrictive covenant providing for 65% impervious cover. This lot will be used for the project's water quality control facilities and restricted to 25% impervious cover.
- The MF project will comply with the City's tree ordinance and commercial landscape ordinance even though it is in the ETJ and not required to comply with these regulations.



Council Question and Answer

Related To

Agenda Item #19

Meeting Date

May 23, 2013

Additional Answer Information

In assessing the Circuit of the Americas request for City sponsorship of the X Games bid, staff conducted a comparison of this event to South by Southwest (SXSW). Staff believes that, like SXSW, the X Games will promote Austin culture, be a strong partner to the City, and globally promote Austin as a unique and attractive destination.

To create a framework for a suggested level of sponsorship, staff proposed for the X Games a sponsorship level proportionate with the projected economic impact, as determined in comparison with SXSW.

SXSW received fee waivers and in-kind support from the City of Austin in the amount of \$675,000 in 2013 and, according to the 2012 post-event report, generated nearly \$200 million in economic impact in 2012. X Games 2010 in Los Angeles generated approximately \$50 million which is roughly a quarter of what was produced by SXSW. A quarter of the amount provided to SXSW in fee waivers and in-kind support is \$168,750. Being mindful that we do not have an economic impact study specific to Austin, staff is recommending the more conservative amount of \$150,000.

Attached for your information is a copy of Ordinance No. 20130214-039 detailing the City's sponsorship commitment to SXSW.

ORDINANCE NO. 20130214-039

AN ORDINANCE WAIVING CERTAIN FEES AND REQUIREMENTS UNDER CITY CODE CHAPTER 14-8, WAIVING CERTAIN OTHER FEES AND REQUIREMENTS, AND AUTHORIZING PAYMENT OF CERTAIN COSTS FOR THE CITY CO-SPONSORED 2013 SOUTH BY SOUTHWEST CONFERENCES AND FESTIVALS WHICH WILL BE HELD MARCH 8 – 17, 2013.

BE IT ORDAINED BY THE CITY COUNCIL OF THE CITY OF AUSTIN:

PART 1. The 2013 South by Southwest Conferences and Festivals will be held March 8 – 17, 2013.

PART 2. Council waives certain fees and requirements under City Code Chapter 14-8, certain other fees and requirements, and authorizes payment of certain costs for the 2013 South by Southwest Conferences and Festivals as follows. Fees that have been paid shall be reimbursed to South by Southwest, Inc. The dollar amounts listed below are the maximum amounts waived under this ordinance.

Estimated Fees Waived:

\$ 15,000	Event Day Fees for Auditorium Shores (Parks and Recreation)
\$ 1,500	Event Set Up Fees for Auditorium Shores (Parks and Recreation)
\$ 1,000	Event Take Down/Clean-up Day Fees for Auditorium Shores (Parks and Recreation)
\$ 1,500	Utility Fee for Auditorium Shores (Parks and Recreation)
\$ 30	Alcohol Permit Fee for Auditorium Shores (Parks and Recreation)
\$ 30	Sound Permit Fee for Auditorium Shores (Parks and Recreation)
\$ 500	Maintenance Fee for Auditorium Shores (Parks and Recreation)
\$ 17,500	Event Day Fees for Republic Square Park (Parks and Recreation)
\$ 900	Utility Fees for Republic Square Park (Parks and Recreation)
\$ 500	Event Set Up Fees for Republic Square Park (Parks and Recreation)
\$ 500	Event Take Down/Clean-up Day Fees for Republic Square Park (Parks and Recreation)
\$ 500	Maintenance Fee Republic Square Park (Parks and Recreation)
\$ 1,400	Event Day Rental Fees for Carver Museum (Parks and Recreation)
\$ 560	Staff and Utilities for Carver Museum (Parks and Recreation)
\$ 350	Equipment Use Fee for Carver Museum (Parks and Recreation)
\$ 43,578	Parking Spaces Use Fee (Austin Transportation)
\$ 35	Parking Application Fee (Austin Transportation)
\$ 20,900	Permit Fee (Austin Transportation)
\$ 250	Application Fee (Austin Transportation)

\$ 4,500 Traffic Control Plan (Austin Transportation)
\$ 10,944 Safety Inspection Fee (Austin Transportation)
\$ 660 Sound Amplification Fee (Austin Transportation)
\$ 6,750 Lamp Post Banner Fees (Austin Transportation)
\$ 9,300 Standby Fees (Emergency Medical Services)
\$ 62,669 Additional Street and Litter Control Services (Austin Resource Recovery)
\$ 765 Recycling Roll-offs (Austin Resource Recovery)

\$202,121 Total Fees Waived

Payments Authorized:

\$332,120 Police Costs (Austin Police)
\$ 60,000 Additional Dumpsters and Service (Austin
Resource Recovery)
\$ 42,620 Fire Costs (Austin Fire)
\$ 40,000 Barricade Costs (Austin Transportation)

\$474,740 Total Payments Authorized

TOTAL ESTIMATED FEE WAIVERS AND PAYMENTS: \$676,861

Requirement waived:


\$ 2,000 Refundable Security Deposit (Austin Transportation)

PART 3. This ordinance takes effect on February 25, 2013.

PASSED AND APPROVED


February 14, 2013

§
§
§



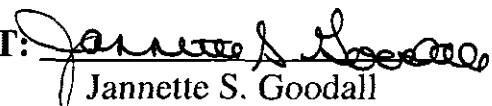
Lee Leffingwell
Mayor

APPROVED:



Karen M. Kennard
City Attorney

ATTEST:



Jannette S. Goodall
City Clerk



Council Question and Answer

Related To

Agenda Item #56

Meeting Date

May 23, 2013

Additional Answer Information

The playscape contract for council consideration is a service agreement contract to provide an additional option for PARD to implement playscape repairs and replacements. The contract is designed to allow for a full replacement or to purchase parts required for in-house repairs.

Attached is a list of playscapes that were identified during the last Safety Audit conducted by PARD as a priority 1 or priority 2 safety concerns, with estimated costs. This audit identified playscape repairs/ replacements suitable for this service contract estimated to be 1,860,000 (see highlighted). This playscape safety audit is complete each year due to the ever changing condition of our playscapes and to assist in insuring the safety of those who use them. The remaining funding in the contract is intended to be able to address future issues as they arise during the life of the contract.

Please see list below.

Playground Priority Levels 1 & 2 - Sequenced Work Plan

Updated: 10/19/2012

Playscape	District	Priority Level	Cost Estimate	Method	Funding Source	Recommendation
Sanchez Playground	Central	1	\$ 50,000.00	Fac Con	2006 Bond	Demo and removal due to the fact that AISD has adjoining playscape that serves the community and the school. Might seek to add alternative play feature.
Trailhead Neighborhood Park	Northwest	1	\$ 150,000.00	Fac Con Purchasing	2006 Bond PLD	Complete playscape replacement to be vetted through stakeholder group incorporating nature-based play elements as appropriate.
Latta Branch Greenbelt Playground	South	1	\$ 100,000.00	Fac Con Purchasing	2006 Bond	Equipment delivery and install is pending approval by stakeholder group and PARB. Purchase of this equipment occurred before new approval process.
Battle Bend Neighborhood Park	South	1	\$ 200,000.00	RFQ / IFB	2006 Bond PLD	Complete playscape replacement to be vetted through stakeholder group incorporating nature-based play elements as appropriate.
Barrington Playground	Northeast	1	\$ 50,000.00	Fac Con	2006 Bond	Demo and removal due to the fact that AISD has adjoining playscape that serves the community and the school. Might seek to add alternative play feature.
Little Stacy Neighborhood Park	South	1	\$ 300,000.00	RFQ / IFB	2006 Bond 2012 Bond	Complete playscape replacement to be vetted through stakeholder group incorporating nature-based play elements as appropriate.
Barton Hills Playground	Central	1	\$ 75,000.00	Fac Con Fac Services	2006 Bond PLD	Removal of structure causing priority 1 status and replacement with comorable piece in a new location. This plan results in cost savings and reduction to level 3.
Dove Springs District Park	South	2	\$ 200,000.00	RFQ / IFB	2006 Bond 2012 Bond	Complete playscape replacement to be vetted through stakeholder group incorporating nature-based play elements as appropriate.
Town Lake Metropolitan Park - Holiday Inn Playground	Central	2	\$ 50,000.00	Fac Con	2006 Bond	Demo and removal due to the fact that Milago/ MACC playscape will be installed during FY 2013 and is planned to be a replacement facility.
Zilker Metropolitan Park	Central	2	\$ 250,000.00	RFQ / IFB	2012 Bond	Complete playscape replacement to be vetted through stakeholder group incorporating nature-based play elements as appropriate (play for all abilities).
Onion Creek Metropolitan Park	South	2	\$ 75,000.00	Fac Con Purchasing	2006 Bond PLD	Demo and removal due to being in flood plane buyout and pending master plan. Potential for replacement with new equipment based on availability of PLD funding.
Norman Playground	Northeast	2	\$ 50,000.00	Fac Con Purchasing	2012 Bond	Demo and removal due to the fact that AISD has adjoining playscape that serves the community and the school. Might seek to add alternative play feature.
Cherry Creek Neighborhood Park	South	2	\$ 25,000.00	Fac Con Purchasing	2012 Bond PLD	Demo and removal due to aging equipment and nearby playscape at Silk Oak. Potential for replacement with new equipment based on availability of PLD funding.
Silk Oak Neighborhood Park	South	2	\$ 25,000.00	Fac Con Purchasing	2012 Bond PLD	Demo and removal of old 2-12 structure due to new structure within the park. Potential for replacement with new equipment based on availability of PLD funding.
Cook Playground	Northwest	2	\$ 75,000.00	Fac Con Purchasing	2012 Bond PLD	Complete playscape replacement through coordination with AISD. Financial partnership would be sought with AISD for more substantial improvements.
Oakview Playground	Northwest	2	\$ 120,000.00	Fac Con Purchasing	2012 Bond PLD	Complete playscape replacement through coordination with AISD. Financial partnership would be sought with AISD for more substantial improvements.
Stoney Ridge Neighborhood Park	South	2	\$ 75,000.00	Fac Con Purchasing	2012 Bond PLD	Construct a concrete curb and top-up fill material. May look to provide additional play opportunities based on availability of PLD funding.
Tarrytown Neighborhood Park	Northwest	2	\$ 90,000.00	Fac Con Purchasing	2012 Bond PLD	Replacement of 5-12 play structure with removal of poured-in-place rubber surface. Will require top-up of fill material.
Martin Playground	Central	2	\$ 50,000.00	Fac Con Purchasing	2012 Bond PLD	Due to Holly Shores / Festival Beach Master Plan, will implement short-term repair that will move this site to a priority level 3. More substantial replacement in FY 2015.
Brownie Pocket Park	Northeast	2	\$ 30,000.00	Fac Con Purchasing	2012 Bond PLD	Minor changeout of equipment causing safety issues and patching of rubber safety surface to extend the useful life of playscape structure.
Gillis Neighborhood Park	South	2	\$ 125,000.00	Fac Con Purchasing	2012 Bond PLD Mitigation	Complete playscape replacement to be vetted through stakeholder group incorporating nature-based play elements as appropriate.
Ramsey Neighborhood Park	Northwest	2	\$ 200,000.00	RFQ / IFB	2012 Bond PLD	Complete playscape replacement to be vetted through stakeholder group incorporating nature-based play elements as appropriate.
Odom Playground	South	2	\$ 75,000.00	Fac Con Purchasing	2012 Bond PLD	Complete playscape replacement through coordination with AISD. Financial partnership would be sought with AISD for more substantial improvements.
Kendra Page Neighborhood Park	South	2	\$ 125,000.00	Fac Con Purchasing	2012 Bond PLD	Complete playscape replacement to be vetted through stakeholder group incorporating nature-based play elements as appropriate.
Tanglewood Neighborhood Park	Northwest	2	\$ 50,000.00	Fac Con Purchasing	2012 Bond PLD	Complete playscape replacement to be vetted through stakeholder group incorporating nature-based play elements as appropriate.
Dottie Jordan Neighborhood Park	Northeast	2	\$ 200,000.00	RFQ / IFB	2012 Bond PLD	Complete playscape replacement to be vetted through stakeholder group incorporating nature-based play elements as appropriate.

Quail Creek Neighborhood Park	Northwest	2	\$ 60,000.00	Fac Con Purchasing	2012 Bond PLD	Minor changeout of equipment causing safety issues with replacement of fill material to extend the useful life of playscape structure.
Kealing Playground	Northeast	2	\$ 60,000.00	Fac Con Purchasing	2012 Bond PLD	Full replacement of swing structure and metal slide with replacement of fill material to extend the useful life of the playscape structure.
Lucy Reed Playground	Northwest	2	\$ 75,000.00	Fac Con Purchasing	2012 Bond PLD	Complete playscape replacement through coordination with AISD. Financial partnership would be sought with AISD for more substantial improvements.
Meadows at Trinity Crossing Neighborhood Park	Northeast	2	\$ 60,000.00	Fac Con Purchasing	2012 Bond PLD	Minor changeout of equipment causing safety issues with replacement of fill material to extend the useful life of playscape structure.
Govalle Neighborhood Park	Northeast	2	\$ 60,000.00	Fac Con Purchasing	2012 Bond PLD	Minor changeout of equipment causing safety issues with replacement of fill material to extend the useful life of playscape structure.
Eastwoods Neighborhood Park	Northeast	2	\$ 80,000.00	Fac Con Purchasing	2012 Bond PLD	Minor changeout of equipment causing safety issues with replacement of fill material to extend the useful life of playscape structure.
Town Lake Metropolitan Park - Butler Shores Playground	Central	2	\$ 200,000.00	RFQ / IFB	2012 Bond PLD	Complete playscape replacement to be vetted through stakeholder group incorporating nature-based play elements as appropriate.
Oswaldo A.B. Cantu Pan-American Neighborhood Park	Northeast	2	\$ 200,000.00	RFQ / IFB	2012 Bond PLD	Complete playscape replacement to be vetted through stakeholder group incorporating nature-based play elements as appropriate.

Currently Identified for this contract

\$ 1,860,000.00

Total \$ 3,610,000.00



Council Question and Answer

Related To	Agenda Item # 57	Meeting Date	May 23, 2013
------------	------------------	--------------	--------------

Additional Answer Information

Crime reduction efforts:

In July of 2011, the HALO Camera system went live. There are six categories of statistics that are captured in relation to the HALO cameras:

HALO Officer-Initiated Arrests Total = 74

Incidents proactively captured on camera by officers assigned to the RTCC

HALO Camera Incidents Initiated = 571

Incidents observed on camera by officers assigned to the RTCC that resulted in officers being dispatched to a location.

HALO Camera Incidents Requested = 616

Requests made by personnel outside of the RTCC to actively monitor the HALO cameras or to search archived video.

HALO DVD's recorded as evidence = 205

Incidents captured by the HALO camera system that is copied to DVD for evidentiary purposes.

HALO Video Searches Total = 1187

Total of incidents initiated and incidents requested

HALO Video Searches with Results = 375 (32%)

Total number of incidents/searches with actionable information from the total number of incidents/searches completed.

Camera placement:

The purpose of PSCS is to aid APD in identifying, deterring, detecting, and capturing video evidence for investigating crime in the downtown business district and other areas of the city.

The initial implementation of the Public Safety Camera Systems, commonly referred to as HALO (High Activity Location Observation) cameras, took place in July of 2011 in the Rundberg neighborhood and the downtown business district in November of 2011. Rundberg was selected due to the ongoing crime challenges in that area of town. The Rundberg neighborhood comprises 2% of the city's square mileage and 5% of the city's population but is responsible for 11% of the city's overall violent crime and 7% of the city's overall property crime. Additionally, the area is responsible for 9% of Part II crimes.

The downtown business district was selected because it has a direct impact on the economic well-being of Austin and we have a vested interest to ensure the downtown area continues to be a safe place to live, work, and visit. Additionally, the DAA provided funding for a substantial portion of the HALO system installed in the Downtown

area.

The additional cameras in this request will complete the Rundberg portion and add additional coverage to the downtown business district. Future camera placements will be determined by the Public Safety Camera Advisory Board which is comprised of the Strategic Intelligence Commander, City of Austin Attorney, Designated Patrol Commanders, and a Crime Data Advisor (APD Crime Analysis).



Council Question and Answer

Related To	Agenda Items # 110	Meeting Date	May 23, 2013
------------	--------------------	--------------	--------------

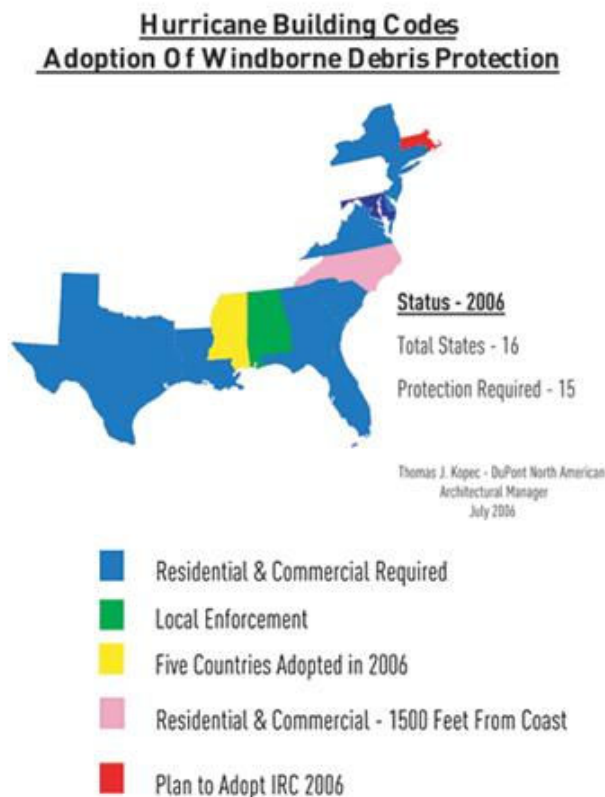
Additional Answer Information

QUESTION:

Do any other cities in the US require laminated windows, and which ones?

ANSWER:

There are no U.S. cities that have mandated the use of laminated glass for the exterior of high rise structures. However, most southern and eastern seaboard states have code requirements for hurricane-prone regions and do mandate laminated glass for exterior windows, curtain walls, doors, and storm shutters that are impacted by wind loads and windborne debris in hurricanes. After Hurricane Andrew punished south Florida in 1992, Miami-Dade County adopted rules outlawing tempered glass on building exteriors. See regional map below:



Also, after 9/11, materials and measures once reserved for military and government buildings gradually are becoming more mainstream, including concrete-encased stairwells to protect evacuating tenants and laminated glass that is less likely to shatter into fragments during a blast.

QUESTION:

How much more expensive are laminated windows up front?

ANSWER:

According to RSMeans Building Construction Cost Data, the in-place costs for different types of glass vary quite a bit. The national averages are as follows:

- Float glass (tempered): \$14 to \$70 per square foot (Current adopted 2009 IBC requirements for glass)
- Laminated glass: \$23 to \$211 per square foot (Proposed for adoption)

QUESTION:

Could more extensive requirements be applied to any bedrooms or rooms where people sleep, and if so, what could those requirements be?

ANSWER:

This option was discussed in the stakeholder process and would result in the creation of a new engineers cottage industry which would add more cost than the proposed requirements in engineering cost and costly third party inspection requirements that do not currently exist. This requirement would require additional new full time employees to review and enforce.

The proposed requirements would not add any additional cost to review or inspect for, and would create a safer built environment that would provide an additional noise barrier for occupants and could provide for additional protection to pedestrians.



Council Question and Answer

Related To	Agenda Items # 110 & # 111	Meeting Date	May 23, 2013
-------------------	----------------------------	---------------------	--------------

Additional Answer Information

QUESTION:

The staff report lists the Building & Fire Code Board of Appeals (Technical Board) as having reviewed this proposal but did not take action at their February meeting due to a lack of quorum - was it considered or action taken at a subsequent meeting?

ANSWER:

On February 7, 2013, the Building & Fire Code Board of Appeals held a public hearing and took action, but the vote failed. See minutes below:

Minutes: The Board held a public hearing on noise mitigation. Dan McNabb, PDRD, provided staff's recommendation to require the use of laminated glass as a noise mitigation solution for Group R high-rises in Austin and to consider the noise code amendment separate from the 2012 IBC code adoption. Board Member Sullivan made a motion to not support staff's recommendation and to not include the amendment in the 2012 IBC code amendment, second by Board Member Schumann for a 2-3 vote. Board Members Haught and Cannatti voted against. The motion failed for lack of a majority vote.

QUESTION:

A briefing on October 9th, 2012 occurred before the planning commission - were there any recommendations from the commission at this or subsequent meetings?

ANSWER:

A briefing was provided for the Planning Commission. They did not make a recommendation.

QUESTION:

The staff report references position statements by the Austin Hotel Lodging Association and the Downtown Austin Neighborhood Association but no letters were included for those groups - if available can they be provided?

ANSWER:

The position statements are from the Downtown Austin Alliance (DAA) and the Real Estate Council of Austin (RECA), and both letters are included in the staff report.

QUESTION:

At what point during the process was the "Final Proposal - Enhance exterior structural components" developed?

ANSWER:

The Final Proposal of laminated glass was presented at the June 7, 2012 stakeholder meeting.