

RESOLUTION NO. 20130808-020

WHEREAS, the City is eligible for \$11,248,802, in federal grant funds, including Community Development Block Grant (CDBG), Home Investment Partnerships Program (HOME), Housing Opportunities for Persons with AIDS (HOPWA), and Emergency Solutions Grants (ESG) from the U.S. Department of Housing and Urban Development (HUD) for Fiscal Year 2013-2014 (collectively, the "Federal HUD Grant"); and

WHEREAS, the City has proposed a state Community Development Program under Texas Local Government Code Chapter 373 (State Plan) and an annual Action Plan under Part 91, Title 24 of the Code of Federal Regulations (Federal Plan) for FY 2013-2014 that uses the Federal HUD Grant and Local Funding; and

WHEREAS, the City Council has, in accordance with Texas Local Government Code Section 373.006(1), (2) and (3):

1. identified in its Fiscal Years 2009-2014 Consolidated Plan, adopted on July 23, 2009, areas of the municipality in which predominantly low- and moderate-income persons reside, or that are blighted or slum areas; and
2. established in its Fiscal Years 2009-2014 Consolidated Plan, adopted on July 23, 2009, community development program areas in which community development activities, building rehabilitation, or the acquisition of privately owned buildings or land are proposed; and

3. adopted by Resolution No. 960328-31 on March 28, 1996, amended by Resolution No. 000113-29 on January 13, 2000, amended by Resolution No. 040129-8 on January 29, 2004, and amended by Resolution No. 20111215-089 on December 15, 2011, a Citizen Participation Plan (CPP) under which residents may publicly comment on proposed state community development programs (State Plan) and the annual Action Plan (Federal Plan); and

WHEREAS, the City Council, on April 11, 2013 and June 20, 2013, conducted public hearings in accordance with Texas Local Government Code Section 373.006(4) and Part 91, Title 24 of the Code of Federal Regulations to obtain public comment on the proposed State Plan and Federal Plan; and

WHEREAS, the Community Development Commission, on April 4, 2013 and June 13, 2013, conducted public hearings in accordance with Texas Local Government Code Section 373.006(4) and Part 91, Title 24 of the Code of Federal Regulations to obtain public comment on the proposed State Plan and Federal Plan; and

WHEREAS, the City made the proposed State Plan and Federal Plan available for 30-day public comment beginning on May 31, 2013; and

WHEREAS, the Community Development Commission on July 9, 2013, made its final recommendation on the proposed State Plan and Federal Plan; **NOW, THEREFORE**,

BE IT RESOLVED BY THE CITY COUNCIL OF THE CITY OF AUSTIN:

The proposed State Plan and proposed Federal plan, as incorporated into the Draft Fiscal Year 2013-2014 Action Plan attached hereto as Exhibit A, as amended by Exhibit B (Change Log) and Exhibit C (Funding Table), are approved in accordance with Texas Local Government Code Section 373.006(5).

BE IT FURTHER RESOLVED:

The City Council authorizes the City Manager to submit applications, a final statement of community development objectives and projected use of funds, and any required certifications, and to negotiate with HUD for the Federal HUD Grant before August 15, 2013.

The City Manager is further authorized to prepare, execute, attest and deliver all documents necessary to carry out the purposes of this Resolution.

ADOPTED: August 8, 2013 **ATTEST:** 
Jannette S. Goodall
City Clerk

EXHIBIT A

City of Austin Fiscal Year 2013-14 Action Plan Providing Opportunities, Changing Lives



FINAL DRAFT



Neighborhood Housing and
Community Development Office



HUD's New Consolidated Plan Template

In May 2012, the Federal Department of Housing and Urban Development's Office of Community Planning and Development introduced the eCon Planning Suite, a collection of new online tools to assist grantees in creating market-driven, leveraged housing and community development plans. One of these tools, the Consolidated Plan Template, allows grantees to develop and submit their Five Year Consolidated Plans and Annual Action Plans online. For FY 2013-14, the City of Austin utilized the online Action Plan for the first time. The following document is an exported version of the Annual Action Plan entered in HUD's Integrated Disbursement and Information System (IDIS).

City of Austin, Texas

Fiscal Year 2013-14 Annual Action Plan

For Consolidated Plan Years
October 1, 2009 through September 30, 2014



Prepared by:
City of Austin
Neighborhood Housing and Community Development Office
PO Box 1088, Austin, TX 78767
512-974-3100
www.cityofaustin.org/housing

The font that you see throughout this document is "Spranq Eco-Font", a font type that is especially designed to save ink when printing. The City of Austin is committed to using as many sustainable and green practices as possible in an effort to responsibly conserve natural and financial resources.

Austin City Council

Lee Leffingwell
Mayor

Sheryl Cole, Place 6
Mayor Pro Tem

Council Members

Chris Riley, Place 1
Mike Martinez, Place 2
Kathie Tovo, Place 3
Laura Morrison, Place 4
Bill Spelman, Place 5

Marc A. Ott
City Manager

**CITY OF AUSTIN ANNUAL ACTION PLAN
FISCAL YEAR 2013-14
Table of Contents**

<u>CONTENTS</u>	<u>PAGE</u>
Executive Summary	2
Lead & Responsible Agencies.....	8
Consultation	10
Participation	19
Expected Resources	25
Annual Goals and Objectives	31
Projects	33
Geographic Distribution.....	51
Affordable Housing.....	52
Public Housing	54
Homeless and Other Special Needs Activities	56
HOPWA Goals	59
Barriers to Affordable Housing.....	60
Other Actions.....	64
Program Specific Requirements	69
 <u>APPENDICES</u>	
Appendix I: Community Needs Assessment and Public Commnets	
Appendix II: Maps	
Appendix III: Program Guidelines and Supporting Documents	
A: Resale and Recapture Policies	
B: ESG Program Standards	
C: Monitoring Plan	

Executive Summary

AP-05 Executive Summary - 24 CFR 91.200(c), 91.220(b)

1. Introduction

The City of Austin submits the Fiscal Year (FY) 2013-14 Action Plan as the fifth of five Action Plans in the Fiscal Years 2009-14 Consolidated Plan. An annual Action Plan is required by the U.S. Department of Housing and Urban Development (HUD) from all participating jurisdictions receiving annual entitlement grants. The annual Action Plan is the City's application to HUD for entitlement grant funding for each fiscal year. The following section provides a concise summary of the FY 2013-14 Action Plan, including available and potential resources. It is anticipated the Austin City Council will approve submission of the plan to HUD on August 8th, 2013. The final document is due to HUD no later than August 15, 2013.

In addition to HUD funding, the City of Austin allocates revenue to the Neighborhood Housing and Community Development (NHCD) Office for affordable housing and community development activities. HUD's guidance regarding the inclusion of non-federal funding sources in an annual Action Plan is that non-federal sources are to be included if they are reasonably expected to be made available to address the needs outlined in the plan. The FY 2013-14 City of Austin budget is expected to be approved by the Austin City Council in September 2013. Once the City budget is approved, NHCD will notify HUD of any additional funding allocated by the City that will leverage the federal investment outlined in the FY 2013-14 Action Plan. See *Exhibit 1* for a visual depiction of the federal and local allocation process.

NHCD anticipates publishing a comprehensive funding table that includes federal and local funds in September 2013. In an effort to provide a comprehensive investment strategy to include both federal and local funding, updated information related to FY 2013-14 funding will be available at www.austintexas.gov/housing.

This Action Plan is not intended to confer any legal rights or entitlements on any persons, groups, or entities, including those named as intended recipients of funds or as program beneficiaries. The terms of this Annual Action Plan are subject to amendment and to the effect of applicable laws, regulations and ordinances. Statements of numerical goals or outcomes are for the purpose of measuring the success of programs and policies and do not impose a legal obligation on the City to achieve the intended results. Actual funding of particular programs and projects identified in this Plan are subject to completion of various further actions, some of which involve discretionary determinations by the City or others. These include HUD approval of this Plan; appropriations by the United States Congress and the City Council; reviews and determinations under environmental and related laws; and results of bidding and contracting processes.

Exhibit 1: HUD and COA Allocation Process
Federal Requirements

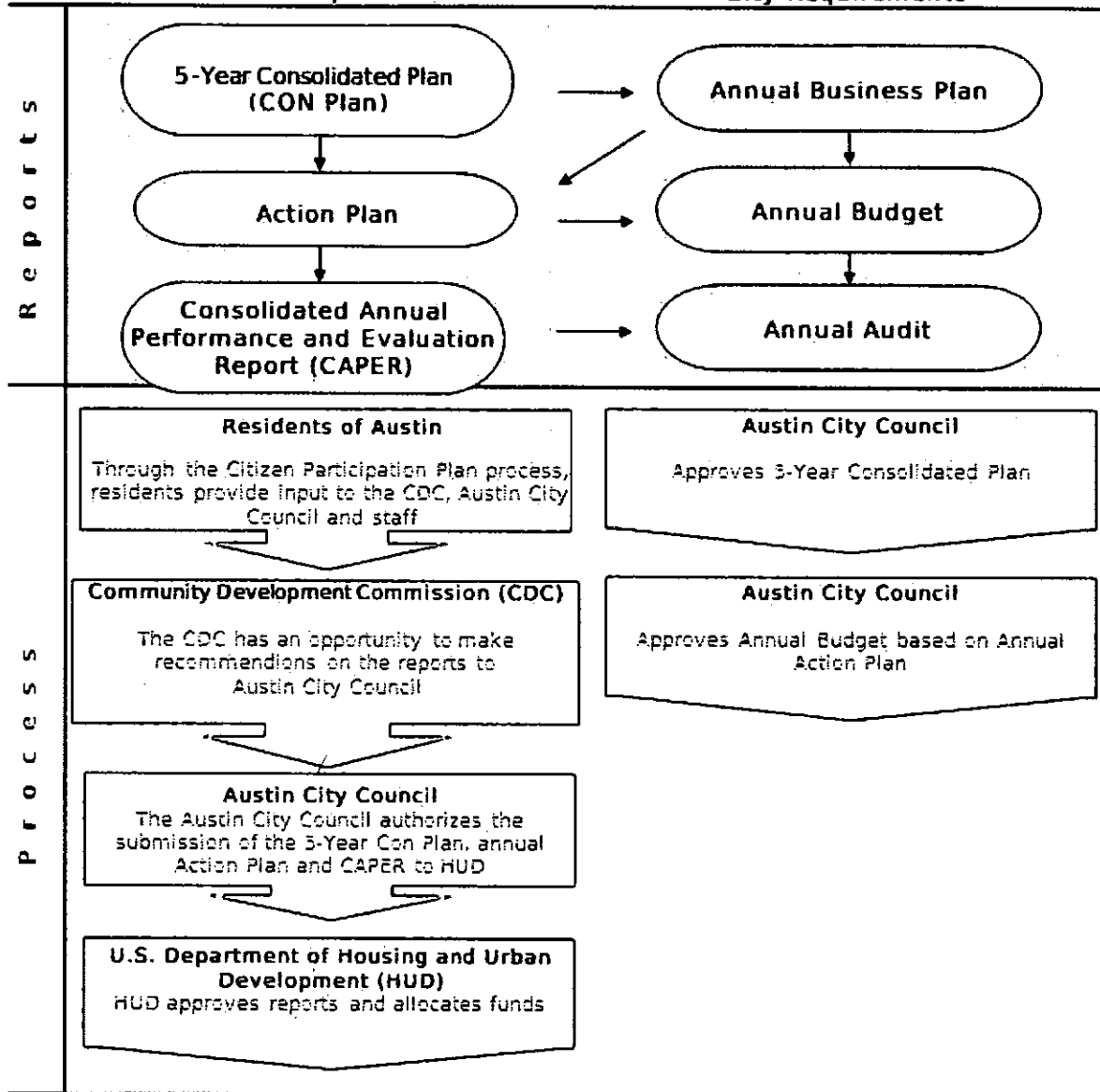


Exhibit 1

2. Summarize the objectives and outcomes identified in the Plan

The City's FY 2009-14 Consolidated Plan establishes funding priorities for the FY 2013-14 Action Plan in the following high priority need areas: Homeless/Special Needs Assistance; Renter Assistance; Homebuyer Assistance; Homeowner Assistance; Housing Development Assistance; Small Business Assistance, and Commercial Revitalization. In the FY 2013-14 Action Plan, an additional priority need area was added: Financial Empowerment. These funding priorities were established based on the housing and community development needs identified through public and stakeholder input, the

housing market analysis and the analysis of special populations. The City of Austin also used the Analysis of Impediments to Fair Housing report and several other studies to form these priorities. All the proposed funding priorities will serve very-low, low- and moderate-income households in the City of Austin. In addition to household incomes, the activities will serve special needs populations including: seniors, persons with disabilities, persons experiencing homelessness, and persons living with HIV/AIDS. Activities designated as high priority will be funded by the City of Austin in FY 2013-14. Low priority activities will not be funded.

See *Exhibit 2* for an outline of FY 2009-14 Consolidated Plan priorities and proposed accomplishments. City of Austin ordinance 820401-D ("The Austin Housing and Community Development Block Grant Ordinance") dated April 1, 1982 sets forth requirements and provisions for the administration of funds received by the City under the Housing and Community Development Act of 1974, as amended, including the assertion that "the primary objectives of community development activities in the City of Austin shall be the development of a viable urban community, including decent housing, a suitable living environment, elimination of slums and blight and expanding economic opportunities, principally for persons of low and moderate income," and that in implementing the above, "the City's general obligation to provide capital improvements to the target areas is not diminished except in extraordinary circumstances. Capital improvements in the target areas are to be funded through the normal course of city-wide capital improvements." The City has interpreted this ordinance to indicate that infrastructure needs are a low priority for Consolidated Planning purposes and will not be funded with Community Development Block Grant (CDBG) funding.

CONSOLIDATED PLAN PRIORITIES AND PROPOSED ACCOMPLISHMENTS				
Program	Program Description	Priority for Federal Funds	FY 2009-14 Con Plan Goal	Objectives and Outcomes
Homeless/Special Needs	Homeless/Special Needs Assistance provides services to the City's most vulnerable populations, including persons experiencing homelessness, persons living with HIV/AIDS, seniors, youth, children, and families.	High	48,694	Suitable Living Environment Availability/Accessibility
Renter Assistance	Renter Assistance provides assistance to renters so that rent is more affordable as well as provides tenants' rights services to equip renters with information that may allow them more stability. It also provides financial assistance for necessary rehabilitation to make homes accessible.	High	3,770	Decent Housing Availability/Accessibility
Homebuyer Assistance	Homebuyer Assistance provides counseling to renters wishing to become homebuyers and to existing homebuyers to help them stay in their homes. This category includes the Down Payment Assistance Program, which offers loans to qualifying low and moderate-income homebuyers to help them buy their first home.	High	1,490	Suitable Living Environment Sustainability
Homeowner Assistance	Homeowner Assistance provides services for low and moderate-income individuals who own their homes, but need assistance to make it safe, functional, and/or accessible.	High	4,419	Decent Housing Availability/Accessibility
Housing Developer Assistance	Housing Developer Assistance includes NHCD programs that offer assistance to non-profit and for-profit developers to build affordable housing for low- and moderate-income households.	High	5,577	Decent Housing Availability/Accessibility
Commercial Revitalization	Commercial Revitalization includes programs related to the revitalization of the East 11 th and 12 th Street Corridors. These programs include commercial acquisition and development, historic preservation efforts related to the Dedrick-Hamilton House as well as public facilities and parking facilities within the Corridors.	High	23,352	Creating Economic Opportunity Sustainability
Small Business Assistance	Small business assistance will provide a range of services for small business, from technical assistance to gap financing, to ensure not only the success of growing small businesses in the community, but also to encourage the creation of jobs for low- and moderate-income households.	High	223	Creating Economic Opportunity Availability/Accessibility
Public Facilities	The East 11 th and 12 th Streets Revitalization: Public Facilities will complete the development of the African-American Cultural and Heritage Facility.	Medium	0	Creating Economic Opportunity
Infrastructure	N/A	Low	0	N/A
Total			87,825	

Exhibit 2

3. Evaluation of past performance

The City of Austin reports its progress towards goals set in the 5-Year Consolidated Plan and Annual Action Plans in the yearly evaluation report, the Consolidated Annual Performance and Evaluation

Report (CAPER). The table below illustrates Austin's 5-year priorities, goals, and actual accomplishments. The data was reported in the City's FY 2011-12 CAPER which was submitted to HUD in December 2012. See *Exhibit 3* for The City of Austin's Consolidated Plan Goal and Accomplishment Performance.

City of Austin Consolidated Plan Goals and Accomplishments						
Category	FY '09-'14 Con Plan Goal/ To Date	Goal/ Actual FY'09- '10	Goal/ Actual FY'10- '11	Goal/ Actual FY'11- '12	Goal/ Actual FY'12- '13	Goal/ Actual FY'13- '14
Homeless/Special Needs	48,894 31,477	9,436 10,526	9,797 10,526	9,832 10,425	9,629 N/A	10,200 N/A
Renter Assistance	3,770 2,571	754 840	684 840	689 891	496 N/A	1,147 N/A
Homebuyer Assistance	1,490 1,239	370 421	350 421	353 397	15 N/A	402 N/A
Homeowner Assistance	4,419 2,612	1,189 957	876 957	696 708	682 N/A	976 N/A
Housing Development Assistance	5,617 3,473	1,057 982	958 982	952 1,509	21 N/A	2,629 N/A
Commercial Revitalization	23,352 11,506	4,677 4,668	4,668 4,668	2,172 2,170	2,170 N/A	9,665 N/A
Small Business Assistance	223 119	62 40	52 40	52 39	59 N/A	2 N/A
Financial Empowerment	N/A	N/A	N/A	N/A	68 N/A	N/A
Total Households Goal/To Date '09-'12	87,825 49,630	17,614 18,434	17,614 16,052	14,746 15,144	13,140 N/A	24,711 N/A

Exhibit 3

4. Summary of Citizen Participation Process and consultation process

Outreach

The Neighborhood Housing and Community Development Office (NHCD) worked closely with the City's Public Information Office (PIO) to develop an extensive community engagement and outreach strategy with the intent to promote awareness of the community needs assessment period, and to increase interest, thus increasing public participation. The collaborative efforts of NHCD and PIO resulted in the development of a FY 2013-14 Action Plan website, an online forum through the City of Austin's SpeakUpAustin! website and public presentations. Feedback and input opportunities were also offered through e-mail and postal mail. The City's outreach efforts targeted the general public, as well as areas of low-income households and racial/minority concentration. All announcements were published in English and Spanish. In addition, to further outreach efforts and target special populations, NHCD staff highlighted the annual Action Plan process before City of Austin Boards & Commissions and numerous external agencies whose missions target special populations.

Community Needs Assessment

The community needs assessment period ran from March 20 through April 26, 2013. The City of Austin's Citizen Participation Plan (CPP) requires that the City conduct two public hearings during the community needs assessment period. The public hearings were held before the Community Development Commission (CDC) on April 4, 2013 and before the Austin City Council on April 11, 2013. Collectively, the City of Austin received 19 comments at the public hearings, 63 online comments, and two written comments during the community needs assessment period. See *Appendix I* for a copy of the Community Needs Assessment and a summary of the public comments received during the community needs assessment period.

Draft Comment Period

There was a 30-day public comment period on the draft Action Plan. The City provided the draft report electronically online and provided hard copies at ten community centers beginning on May 31st. During the 30-day public comment period which ran from May 31 through July 1, 2013, the public was provided with the opportunity to provide specific feedback on the recommended priorities and activities outlined in the FY 2013-14 Draft Action Plan. Two additional public hearings were held before the CDC on June 13, 2013 and the Austin City Council on June 20, 2013 to obtain feedback on the Draft Action Plan. Collectively the City of Austin received five comments at the public hearings and one written comment during the draft comment period. See *Appendix I* for a copy of the Community Needs Assessment and a summary of the public comments received during the draft comment period.

5. Summary of public comments

During the community needs assessment phase 19 comments were received at the two public hearings held, two additional written comments received, and 63 online comments received through the SpeakUpAustin! website. A diverse number of topics relating to affordable housing and community development were provided through the public comments, including: Deep Affordability, Fair Housing, General Obligation Bonds/SMART™ Housing, Home Repair, Homelessness, Transitional Housing, Permanent Supportive Housing (PSH), Tenant-Based Rental Assistance (TBRA), and Community Development needs. During the draft action plan phase five comments were received at the two public hearings held, and one additional written comment was received. See *Appendix I* for a copy of the Community Needs Assessment and a summary of the public comments received during both the community needs assessment and draft comment period.

6. Summary of comments or views not accepted and the reasons for not accepting them

All comments or views received were accepted.

7. Summary

In FY 2012-13, the City of Austin received \$10.8 million from HUD through four entitlement grants: Community Development Block Grant (CDBG); HOME Investment Partnerships Program (HOME); Emergency Solutions Grant Program (ESG); and Housing Opportunities for Persons with AIDS (HOPWA). Austin's anticipated allocation for FY 2013-14 is \$11.2 million, a 4 percent increase from FY 2012-13. Entitlement grants provided through HUD are determined by statutory formulas.

PR-05 Lead & Responsible Agencies – 91.200(b)

1. Agency/entity responsible for preparing/administering the Consolidated Plan

Describe the agency/entity responsible for preparing the Consolidated Plan and those responsible for administration of each grant program and funding source.

Agency Role	Name	Department/Agency
Lead Agency	AUSTIN	
CDBG Administrator		
HOPWA Administrator		
HOME Administrator		
HOPWA-C Administrator		

Table 1 – Responsible Agencies

Narrative (optional)

LEAD AGENCY AND PARTICIPATING ORGANIZATIONS

Neighborhood Housing and Community Development Office (NHCD)

NHCD is designated by the Austin City Council as the single point of contact for HUD, and is the lead agency for the administration of the CDBG, HOME, HOPWA, and ESG grant programs. NHCD administers the CDBG and HOME programs. NHCD directly is responsible for developing the 5-Year Consolidated Plan, the Annual Action Plan, and the end-of-year Consolidated Annual Performance and Evaluation Report (CAPER).

Austin Housing Finance Corporation (AHFC)

AHFC was created in 1979 as a public, non-profit corporation organized pursuant to Chapter 394 of the Texas Local Government Code, and administers many of the City's housing programs. Employees of NHCD manage the funding and operations of AHFC through an annual service agreement executed between the City and AHFC.

Austin/Travis County Health and Human Services Department (HHSD)

The City Council designates HHSD to administer the HOPWA and ESG programs. HHSD works in partnership with the community to promote health, safety, and well-being. HHSD is comprised of five divisions: Administrative Services, Community Services, Disease Prevention and Health Promotion, Environmental Health Services, and Maternal, Child, and Adolescent Health. HHSD administers a number of housing and public services programs identified under the Homeless/Special Needs priority on the FY 2013-14 Investment Plan.

Economic Growth and Redevelopment Services Office (EGRSO)

EGRSO executes the City of Austin's economic development strategy, which consists of attracting corporate relocations and expansions, managing urban redevelopment, promoting international business, developing locally-owned small businesses, and developing the creative economy through arts and music. EGRSO administers the Family Business Loan Program (FBLP) identified under the Small Business Assistance priorities funded with Section 108 funds.

Community Development Commission (CDC)

The CDC advises the Austin City Council in the development and implementation of programs designed to serve low-income residents and the community at large, with an emphasis on federally-funded programs. The CDC is comprised of 15 members; seven members are elected through a neighborhood-based process and are all appointed by the Austin City Council. The CDC also oversees the Community Services Block Grant (CSBG) program managed by HHSD. CSBG regulations require 15 members including representatives from geographic target areas: Colony Park, Dove Springs, East Austin, Montopolis, Rosewood-Zaragosa/Blackland, St. Johns, and South Austin.

Urban Renewal Board

The Urban Renewal Board (URB) oversees the Urban Renewal Agency's functions and is comprised of seven members appointed by the Mayor, with consent of the Austin City Council. The Urban Renewal Board also oversees the implementation and compliance with Urban Renewal Plans that are adopted by the Austin City Council. An Urban Renewal Plan's primary purpose is to eliminate slum and blighting influence within a designated area of the City. The City Council adopted Resolution No. 971119-34 on November 19, 1997, declaring the East 11th and 12th Streets Revitalization Area to be a slum and blighted area and designated this area appropriate for an urban renewal project. Subsequently, the Austin City Council adopted an Urban Renewal Plan. The City of Austin and the Urban Renewal Agency, in the shared interest of completing the Urban Renewal Project, have entered into an agreement which identifies each party's roles and responsibilities for the completion of the revitalization for these two corridors.

Consolidated Plan Public Contact Information

Jonathan Tomko, AICP
Senior Research Analyst
City of Austin
Neighborhood Housing and Community Development
P.O. Box 1088
Austin, Texas 78767
jonathan.tomko@austintexas.gov
(512) 974-1057

AP-10 Consultation – 91.100, 91.200(b), 91.215(l)

1. Introduction

To ensure that priority needs are carried out in the most efficient manner the City's Neighborhood Housing and Community Development Office (NHCD) coordinates with other City departments including Planning Development and Review (PDR), Economic Growth and Redevelopment Services Office (EGRSO), Austin/Travis County Health and Human Services Department (HHSD), Austin Energy/Austin Green Building, Austin Water Utility, Code Compliance Department, and the Austin Sustainability Office. NHCD consults with boards, commissions and external agencies with missions related to affordable housing and community development, including the Community Development Commission (CDC), Ending Community Homelessness Coalition (ECHO), Mayor's Committee for Persons with Disabilities, Community Action Network (CAN), Community Housing Development Organization (CHDO) Roundtable, Housing Authority of the City of Austin (HACA), Housing Authority of Travis County (HATC), HousingWorks, and the Austin Housing Repair Coalition.

Provide a concise summary of the jurisdiction's activities to enhance coordination between public and assisted housing providers and private and governmental health, mental health and service agencies (91.215(l))

The City of Austin provides funding and works closely in partnership with the Ending Community Homelessness Coalition (ECHO), the entity that also acts as the coordinator of the region's Continuum of Care. Leadership from the two local housing authorities, Seton hospital, private housing providers, City and County health and human services departments, social service programs that serve the homeless, as well as criminal justice entities serve on the ECHO Membership Council. This group holds monthly meetings and coordinates activities serving the homeless and low-income communities in the area. ECHO executive leadership participates in planning partnerships with psychiatric stakeholders, criminal justice executives and employments specialists led by Central Health, Austin Travis County Integral Care (ATCIC), Travis County Public Safety and Justice, and Goodwill.

Describe consultation with the Continuum(s) of Care that serves the jurisdiction's area in determining how to allocate ESG funds, develop performance standards for and evaluate outcomes of projects and activities assisted by ESG funds, and develop funding, policies and procedures for the operation and administration of HMIS

For years the City of Austin Health and Human Services Department (HHSD) served as the lead for the community Continuum of Care (CoC) application. Although this function is now coordinated by ECHO, the City HHSD and NHCD staff continues to provide leadership roles in development of the annual CoC application including participation on the CoC Committee, the Independent Review Team, the ECHO Membership Council, and assisting with writing sections of the CoC application.

During development of the NHCD Action Plan, HHSD Community Based Resources Unit staff engages with the members of ECHO to gather information that informs decisions on ESG allocations, performance standards, and evaluation outcomes. ECHO, NHCD and HHSD staff are currently exploring ways to further strengthen this relationship.

The City HHSD and ECHO work together to evaluate outcomes. All ESG-funded programs enter data into Homeless Management Information System (HMIS) which is administered by ECHO. HMIS staff analyze

the data and report progress on ending homelessness back to HHSD and other community entities. In addition, ESG-funded programs are required to submit an outcome measure to the City of Austin of "Percent of case-managed households that transition from homelessness into housing." This is not a community HMIS measure, but the City and ECHO are in discussion about developing coordinated outcome measures with the new coordinated assessment process.

The City of Austin has taken an active role in supporting a more effective HMIS so that the data can help guide policy decisions and identify program effectiveness. The ESG FY 12-13 award included funding for de-duplication of client records in HMIS and the creation of a scan card pilot program at the downtown shelters. The City of Austin also allocates General Fund dollars to support ECHO by funding an HMIS Director position. City Staff has taken an active role with ECHO in developing coordinated assessment and improving other components of the continuum. City staff attends monthly HMIS User Group meetings and meets with ECHO staff about HMIS operations and administration planning.

Describe consultation with the Continuum(s) of Care that serves the State in determining how to allocate ESG funds, develop performance standards for and evaluate outcomes of projects and activities assisted by ESG funds, and develop funding, policies and procedures for the operation and administration of HMIS

Not applicable

2. Describe Agencies, groups, organizations and others who participated in the process and describe the jurisdiction's consultations with housing, social service agencies and other entities

1	Agency/Group/Organization	Ending Community Homelessness Coalition (ECHO)
	Agency/Group/Organization Type	Services-homeless
	What section of the Plan was addressed by Consultation?	Homeless Needs - Chronically homeless Homeless Needs - Families with children Homelessness Needs - Veterans Homelessness Needs - Unaccompanied youth Homelessness Strategy
	Briefly describe how the Agency/Group/Organization was consulted. What are the anticipated outcomes of the consultation or areas for improved coordination?	The Ending Community Homelessness Coalition (ECHO) is charged with providing dynamic proactive leadership that engages policy makers and the community in ending homelessness. ECHO serves as the lead planning entity on homeless issues in Austin/Travis County. As part of this responsibility, ECHO coordinates and completes Austin's Continuum of Care (CoC) application and Community Plan to End Homelessness. ECHO also administers Austin's homeless count and survey, which is a HUD prerequisite for CoC funding. NHCD reviews the CoC application through the Certificate of Consistency process. NHCD and the Austin/Travis County Health and Human Services Department (HHSD) serve as representatives on the Continuum of Care (CoC) Independent Review Team.
2	Agency/Group/Organization	Community Action Network
	Agency/Group/Organization Type	partnership of government, non-profit, private and faith-based organizations
	What section of the Plan was addressed by Consultation?	Community Needs

	Briefly describe how the Agency/Group/Organization was consulted. What are the anticipated outcomes of the consultation or areas for improved coordination?	Community Action Network (CAN) is a public/private partnership between 15 major community organizations that work to achieve sustainable social, health, educational, and economic outcomes for Austin and Travis County. CAN supports 12 Issue Area Groups (IAGs) that range from housing, health, and elderly services to workforce development. The Issue Area Groups bring together stakeholders from throughout the community to collaborate with organizations that provide social services. CAN maintains a listserv of more than 3,500 community contacts, which is a key resource for NHCD's outreach efforts to provide information to the public, community non-profits and small businesses. CAN is working with the City of Austin, Travis County, the Travis County Housing Authority, the Housing Authority of the City of Austin and other agencies to explore opportunities to enhance local affordable housing planning efforts. NHCD will begin conversations and planning efforts in FY 2013-14 with the above mentioned agencies to prepare for the City's FY 2014-19 Consolidated Plan.
3	Agency/Group/Organization	CHDO Roundtable
	Agency/Group/Organization Type	Housing
	What section of the Plan was addressed by Consultation?	Housing Need Assessment
	Briefly describe how the Agency/Group/Organization was consulted. What are the anticipated outcomes of the consultation or areas for improved coordination?	Community Housing Development Organizations (CHDOs) are non-profit housing providers whose organizational mission includes the development of affordable housing for low- and moderate-income households. The City is able to work closely with CHDOs to help them meet their housing development goals by coordinating with the CHDO Roundtable, an organization comprised of local, non-profit affordable housing providers. The City meets with the CHDO Roundtable to discuss policy matters and provides CHDO Operating Expenses Grants to help increase organization capacity.
4	Agency/Group/Organization	Housing Authority of Travis County (HATC)
	Agency/Group/Organization Type	PHA
	What section of the Plan was addressed by Consultation?	Public Housing Needs

	Briefly describe how the Agency/Group/Organization was consulted. What are the anticipated outcomes of the consultation or areas for improved coordination?	The Travis County Housing Authority (HATC) was consulted to provide information relating to their activities and needs relating to public housing. As one of two Public Housing Authorities (PHAs) serving the City of Austin boundaries their input and coordination is valuable to efficiently addressing this community need.
5	Agency/Group/Organization	Housing Authority of the City of Austin (HACA)
	Agency/Group/Organization Type	PHA
	What section of the Plan was addressed by Consultation?	Public Housing Needs
	Briefly describe how the Agency/Group/Organization was consulted. What are the anticipated outcomes of the consultation or areas for improved coordination?	The Housing Authority of the City of Austin (HACA) was consulted to provide information relating to their activities and needs relating to public housing. As one of two Public Housing Authorities (PHAs) serving the City of Austin boundaries, their input and coordination is valuable to efficiently addressing this community need.
6	Agency/Group/Organization	HousingWorks Austin
	Agency/Group/Organization Type	Housing
	What section of the Plan was addressed by Consultation?	Household Affordability
	Briefly describe how the Agency/Group/Organization was consulted. What are the anticipated outcomes of the consultation or areas for improved coordination?	HousingWorks is a non-profit organization whose goal is keeping homes affordable for Austinites, through research, education and public policy change. NHCD meets regularly with HousingWorks and collaborates to keep homes affordable in Austin.
7	Agency/Group/Organization	Austin Mayor's Committee for People with Disabilities
	Agency/Group/Organization Type	Board/Commissions
	What section of the Plan was addressed by Consultation?	Non-Homeless Special Needs Persons with Disabilities
	Briefly describe how the Agency/Group/Organization was consulted. What are the anticipated outcomes of the consultation or areas for improved coordination?	NHCD Staff made a presentation before the Austin Mayor's Committee for People with Disabilities on April 15, 2013. The Community Needs Assessment Process was discussed, as well as an opportunity to ask questions or raise concerns about how the City's programs addressed the needs of those with Disabilities within the City of Austin.
8	Agency/Group/Organization	Austin Housing Repair Coalition (AHRC)
	Agency/Group/Organization Type	Housing

	What section of the Plan was addressed by Consultation?	Home Repair Needs
	Briefly describe how the Agency/Group/Organization was consulted. What are the anticipated outcomes of the consultation or areas for improved coordination?	NHCD Staff made a presentation before the Austin Housing Repair Coalition (AHRC) on March 12, 2013. The Community Needs Assessment Process was discussed, as well as an opportunity to ask questions or raise concerns about how the City's programs address or could better address the home repair needs of those very low-, low-, and moderate income households within the City of Austin.
9	Agency/Group/Organization	Austin/Travis County Health and Human Services Department
	Agency/Group/Organization Type	Services-Persons with HIV/AIDS Health Agency Publicly Funded Institution/System of Care Other government - County Other government - Local
	What section of the Plan was addressed by Consultation?	Homeless Needs - Chronically homeless Homeless Needs - Families with children Homelessness Needs - Veterans Homelessness Needs - Unaccompanied youth Non-Homeless Special Needs
	Briefly describe how the Agency/Group/Organization was consulted. What are the anticipated outcomes of the consultation or areas for improved coordination?	The City Council designates HHSD to administer the HOPWA and ESG programs. HHSD works in partnership with the community to promote health, safety, and well-being. HHSD is comprised of five divisions: Administrative Services, Community Services, Disease Prevention and Health Promotion, Environmental Health Services, and Maternal, Child, and Adolescent Health. HHSD administers a number of housing and public services programs identified under the Homeless/Special Needs priority on the FY2013-14 Investment Plan.
10	Agency/Group/Organization	Community Development Commission
	Agency/Group/Organization Type	Board/Commissions

What section of the Plan was addressed by Consultation?	Housing Need Assessment Homeless Needs - Chronically homeless Homeless Needs - Families with children Non-Homeless Special Needs Economic Development Household Affordability
Briefly describe how the Agency/Group/Organization was consulted. What are the anticipated outcomes of the consultation or areas for improved coordination?	The Community Development Commission advises the City Council in the development and implementation of programs designed to serve the poor and the community at large with emphasis on federally-funded programs.

Table 2 – Agencies, groups, organizations who participated

Identify any Agency Types not consulted and provide rationale for not consulting

The City of Austin contacted a variety of agency types and partnering organizations in preparing the FY 2013-14 Annual Action Plan. No agencies were intentionally excluded from consultation.

Other local/regional/state/federal planning efforts considered when preparing the Plan

Name of Plan	Lead Organization	How do the goals of your Strategic Plan overlap with the goals of each plan?
Continuum of Care	Ending Community Homelessness Coalition (ECHO)	The Community Plan to End Homelessness guides Continuum of Care prioritization and has 4 goals to prevent homelessness: 1) Develop community-wide strategies for affordable housing across the community; 2) Identify & provide services for those most at-risk of becoming homeless in our community using a triage model; 3) Increase employment and income opportunities for people at-risk of losing their homes; and 4) Educate the community about homelessness and advocate for evidence-based practices and solutions. These are in alignment with the City of Austin Consolidated Plan which includes two prevention objectives: 1) Assist persons experiencing homelessness or who are at risk of becoming homeless; and 2) Assist persons living with HIV/AIDS to achieve stable housing and increase access to medical care and supportive services.

Name of Plan	Lead Organization	How do the goals of your Strategic Plan overlap with the goals of each plan?
Imagine Austin	City of Austin - Planning Development and Review	On June 15, 2012, the City Council voted unanimously to adopt Imagine Austin, the City's comprehensive plan for Austin's future. The plan includes implementation guidelines and the following priority programs: 1) A compact, connected Austin with improved transportation options; 2) Sustainably managed water resources; 3) Invest in Austin's workforce, education systems and entrepreneurs; 4) Protect environmentally sensitive areas and integrate nature into the City; 5) Invest in Austin's creative economy; 6) Develop and maintain household affordability throughout Austin - NHCD is lead in implementing the Household Affordability priority program and will partner with other city departments and community entities to guide implementation of Imagine Austin through its strategic plan.; 7) Create a 'Healthy Austin' program; and 8) Revise Austin's land development regulations and processes.
Colony Park Master Plan	City of Austin - Neighborhood Planning and Development	The City of Austin received \$3,000,000 in grant funds from HUD to be used to conduct a master plan for the Colony Park tract. The Colony Park Sustainable Communities Initiative is a proposed Master Planned, 208-acre development that will incorporate best practice strategies for energy-efficient building design, water conservation and zero-waste technology and standards to create a model sustainable and livable mixed-use, mixed-income community. The project will also provide a platform for collaboration between the City of Austin and other local entities with national reputations for excellence in sustainable initiatives.
CAPCOG Sustainable Places Project	Capital Area Council of Governments	The Capital Area Texas Sustainability (CATS) Consortium was selected in 2010 to receive \$3.7 million, as one in 45 nation-wide grant recipients for the federal Sustainable Communities Grant. The Capital Area Council of Governments (CAPCOG) serves as the grant administrator for the regional collaboration. CAPCOG is partnering with local agencies: the Capital Area Metropolitan Planning Organization (CAMPO), Capital Area Rural Transportation Systems (CARTS), CapMetro, Envision Central Texas (ECT), City of Austin, City of Round Rock, City of San Marcos, along with other stakeholders. CAPCOG is contracting with the City of Austin, and the University of Texas Sustainable Development Center to assist in developing and testing the tool. The tool, a GIS-based open source platform called Envision Tomorrow originally developed by Fregonese Associates will be tailored to local development conditions to analyze how transportation, land use, economic development, and housing related issues together, and show local leadership the impact of making investment decisions in their community. The broader goal for the project is to use the tool to analyze what impact decisions at the local level is having on the region.

Name of Plan	Lead Organization	How do the goals of your Strategic Plan overlap with the goals of each plan?
State of Texas AI to Fair Housing	Texas Department of Housing & Community Affairs (TDHCA)	The State of Texas, in its Consolidated Plan, certifies to the U.S. Department of Housing and Urban Development (HUD) that it will affirmatively further fair housing. TDHCA, as the lead affordable housing agency for the State of Texas, periodically prepares an Analysis of Impediments to Fair Housing Choice (AI) for submission to HUD. TDHCA recently began updating the State's AI in two phases, known as Phase 1 and Phase 2. As a jurisdiction within the State of Texas with the responsibility to affirmatively further fair housing, the City of Austin closely monitors state-level fair housing efforts with the intent of integration into its strategic plan.

Table 3 – Other local / regional / federal planning efforts

AP-12 Participation – 91.105, 91.200(c)

1. Summary of citizen participation process/Efforts made to broaden citizen participation Summarize citizen participation process and how it impacted goal-setting

The City of Austin's CPP requires that the City conduct two public hearings during the community needs assessment period. There is a 30-day public comment period on the draft Action Plan. The City will provide the draft report electronically online and will provide hardcopies at ten community centers. During the 30-day public comment period, there are two additional public hearings on the draft Action Plan. The public hearings are held before the Community Development Commission (CDC) and before the Austin City Council. A copy of the Community Needs Assessment and all public comments received during both the community needs assessment period and the draft action plan comment period are included in *Appendix I*.

Citizen Participation Outreach

Sort Order	Mode of Outreach	Target of Outreach	Summary of response/attendance	Summary of comments received	Summary of comments not accepted and reasons	URL (If applicable)
1	Public Meeting	Non-targeted/broad community	10 citizens provided public testimony	The range of comments stressed the importance of deep affordability for persons with disabilities, deep affordability for youth, fair housing, general obligation bonds/SMART Housing, home repair, homelessness, and transitional housing	All comments or views received were accepted.	http://austintexas.gov/nhcdactionplan

Sort Order	Mode of Outreach	Target of Outreach	Summary of response/attendance	Summary of comments received	Summary of comments not accepted and reasons	URL (If applicable)
2	Public Meeting	Non-targeted/broad community	Nine citizens provided public testimony	The range of comments stressed the importance of community development, deep affordability, general obligation bonds/SMART Housing'', Homelessness , Permanent Supportive Housing (PSH) and Tenant Based Rental Assistance (TBRA).	All comments or views received were accepted.	http://austintexas.gov/nhcdactionplan

Sort Order	Mode of Outreach	Target of Outreach	Summary of response/attendance	Summary of comments received	Summary of comments not accepted and reasons	URL (if applicable)
3	Internet Outreach	Non-targeted/broad community	63 comments were received addressing four questions through SpeakUp! Austin: 1) Is Austin Affordable?; 2) What Community Needs are you seeing in your neighborhood?; 3) What are the barriers to affordable housing?; 4) Where should we invest in our community?	A wide range of comments focused on topics relating to household affordability, accessibility, the needs of homeless and very low-income citizens, the dispersion of affordable housing, and barriers to affordable housing were received.	All comments or views received were accepted.	https://austintexas.granicusideas.com/discussions/completing-the-picture-of-austins-needs/topics/what-are-the-barriers-to-affordable-housing

Sort Order	Mode of Outreach	Target of Outreach	Summary of response/attendance	Summary of comments received	Summary of comments not accepted and reasons	URL (If applicable)
4	Public Meeting	Persons with disabilities	A presentation and engagement session was held during a meeting of the Mayor's Committee for Persons with Disabilities on April 15, 2013.	The range of comments stressed how outreach regarding the community needs assessment was being conducted, and the Architectural Barrier Removal Program (ABR).	All comments or views received were accepted.	http://www.austintexas.gov/edims/document.cfm?id=187057
5	Internet Outreach	Non-targeted/broad community	Two written comments were received; the action plan website has received over 230 views to date.	Comments addressed General Obligation Bonds, SMART Housing and Permanent Supportive Housing (PSH)	All comments or views received were accepted.	http://austintexas.gov/nhcdactionplan

Sort Order	Mode of Outreach	Target of Outreach	Summary of response/attendance	Summary of comments received	Summary of comments not accepted and reasons	URL (If applicable)
6	Public Meeting	Non-targeted/broad community	Two citizens provided public testimony	Comments stressed home repair and rental repair assistance programs to help keep residents in safe, decent and sanitary housing.	All comments or views received were accepted.	Please see <i>Appendix I</i>
7	Public Meeting	Non-targeted/broad community	Three citizens provided public testimony	Comments addressed several development policies, inclusion of federal and local funding within the action plan, the Renters' Rights Assistance Program and home repair.	All comments or views received were accepted.	Please see <i>Appendix I</i>

Table 4 – Citizen Participation Outreach

Expected Resources

AP-15 Expected Resources – 91.220(c) (1, 2)

Introduction

The City of Austin expects to receive the following resources for FY 2013-14

Priority Table

Program	Source of Funds	Uses of Funds	Expected Amount Available Year 1				Expected Amount Available Reminder of ConPlan \$	Narrative Description
			Annual Allocation: \$	Program Income: \$	Prior Year Resources: \$	Total: \$		
CDBG	public - federal	Acquisition Admin and Planning Economic Development Housing Public Improvements Public Services	7,185,072	590,000	0	7,775,072	0	<p>The Community Development Block Grant (CDBG) Program is authorized under Title I of the Housing and Community Development Act of 1974 as amended. The primary objective of CDBG is the development of viable communities by:</p> <ul style="list-style-type: none"> o Providing decent housing. o Providing a suitable living environment. o Expanding economic opportunities. <p>To achieve these goals, any activity funded with CDBG must meet one of three national objectives:</p> <ul style="list-style-type: none"> o Benefit low- and moderate-income persons. o Aid in the prevention of slums or blight. o Meet a particular urgent need.

Program	Source of Funds	Uses of Funds	Expected Amount Available Year 1				Expected Amount Available Reminder of ConPlan \$	Narrative Description
			Annual Allocation: \$	Program Income: \$	Prior Year Resources: \$	Total: \$		
HOME	public - federal	Acquisition Homebuyer assistance Homeowner rehab Multifamily rental new construction Multifamily rental rehab New construction for ownership TBRA	2,527,120	297,000	0	2,824,120	0	The HOME Program was created by the National Affordable Housing Act of 1990 (NAHA), and has been amended several times by subsequent legislation. The three objectives of the HOME Program are: o Expand the supply of decent, safe, sanitary, and affordable housing to very low and low-income individuals. o Mobilize and strengthen the ability of state and local governments to provide decent, safe, sanitary, and affordable housing to very low- and low-income individuals. o Leverage private sector participation and expand the capacity of non-profit housing providers.

Program	Source of Funds	Uses of Funds	Expected Amount Available Year 1				Expected Amount Available Reminder of ConPlan \$	Narrative Description
			Annual Allocation: \$	Program Income: \$	Prior Year Resources: \$	Total: \$		
HOPWA	public - federal	Permanent housing in facilities Permanent housing placement Short term or transitional housing facilities STRMU Supportive services TBRA	1,048,348	0	0	1,048,348	0	The Housing Opportunity for Persons with AIDS (HOPWA) Program was established by the U.S. Department of Housing and Urban Development (HUD) to address the specific needs of low-income persons living with HIV/AIDS and their families. HOPWA makes grants to local communities, states, and non-profit organizations. HOPWA funds provide housing assistance and related supportive services in partnership with communities and neighborhoods.

Program	Source of Funds	Uses of Funds	Expected Amount Available Year 1				Expected Amount Available Reminder of ConPlan \$	Narrative Description
			Annual Allocation: \$	Program Income: \$	Prior Year Resources: \$	Total: \$		
ESG	public - federal	Conversion and rehab for transitional housing Financial Assistance Overnight shelter Rapid re-housing (rental assistance) Rental Assistance Services Transitional housing	488,262	0	0	488,262	0	The Homeless Emergency Assistance and Rapid Transition to Housing Act of 2009 (HEARTH Act) became law on May 20, 2009, and consolidated several homeless assistance programs administered by the U.S. Department of Housing and Urban Development (HUD). It also renamed the Emergency Shelter Grants program to the Emergency Solutions Grants (ESG) program. The ESG program is designed to be the first step in a continuum of assistance to help clients quickly regain stability in permanent housing after experiencing a housing crisis and/or homelessness.

Table 5 - Expected Resources – Priority Table

Explain how federal funds will leverage those additional resources (private, state and local funds), including a description of how matching requirements will be satisfied

The U.S. Department of Housing and Urban Development (HUD) requires that the Participating Jurisdictions (PJs) that receive HOME funds match \$0.25 of every dollar. The matching requirement mobilizes community resources in support of affordable housing. However, HUD annually issues a HOME Match Reduction Notice. The City of Austin was placed on this list as of March 20, 2013 as a result of the City of Austin family poverty rate rising above 125% of the average national poverty rate. This listing results in a 50% reduction of the Austin HOME match requirement from \$0.25 to \$0.125 per dollar. The table below calculates the total required contribution of matching funds from the City of

Austin for FY 2013-14 HOME funding.

Calculation:

HOME Grant Allocation	\$2,527,120
Administration	\$252,712
Amount Incurring Repayment	\$0
Total Match Obligation	\$2,274,408

12.5% Matching Requirement: \$284,301

Sources:

Non-Federal Matching Funds	\$213,226
Bond Proceeds (25% Max.)	\$71,075
Total Sources of Match	<u>\$284,301</u>

The Emergency Solutions Grant (ESG) Program requires each local government grantee to match dollar-for-dollar the ESG funding provided by the U.S. Department of Housing and Urban Development (HUD). These matching funds must come from other public or private sources. The City of Austin's ESG Grant for FY 2013-14 is \$488,262 (an 18 percent cut from FY 2012-13) thus another \$488,262 is needed from the City and the sub-recipients/contractors for matching funds.

Any of the following may be included in calculating the matching funds requirement: 1) cash; 2) the value or fair rental value of any donated material or building; 3) the value of any lease on a building; 4) any salary paid to staff to carry out the program of the recipient, and; 5) the value of the time and services contributed by volunteers to carry out the program of the recipient at a current rate of five dollars per hour.

If appropriate, describe publically owned land or property located within the jurisdiction that may be used to address the needs identified in the plan

HUD's Integrated Disbursement and Information System (IDIS) is a nationwide database that provides current information regarding the program activities underway, including funding data for the four CPD formula grant programs: CDBG, HOME, ESG, and HOPWA. The system allows grantees to request their grant funding from HUD and report on what is accomplished with these funds. Grantees also use IDIS for Consolidated Planning.

There are several publically owned parcels that may be utilized to address the needs identified in the FY 2013-14 Action Plan:

- o 0.73 Acres on Linden Street, referenced in IDIS Activities 5866, 5869, 5870, 5871, 5872 - The city is planning to construct four new single-family homes.
- o 1.45 Acres on Astor Place, referenced in IDIS Activities 4002, 4004, and 5624 - Building permits have been issued. The estimated construction start date is on or before August 19, 2013 with construction to be completed on or before January 20, 2014.
- o 208.16 Acres on Loyola Lane (Colony Park), N/A in IDIS - Site of the HUD Community Challenge Planning Grant, development to be determined.
- o 5.15 Acres on Tillery Street and Henninger Street, referenced in IDIS Activities 2332, 2333, 2486, 2488, 2489, 4257, and 4272 - Pecan Grove development to be determined.
- o 0.50 Acres on Goodwin Avenue, referenced in IDIS Activities 5873, 5874, and 5868 - Construction of three new single-family homes is planned, currently processing the subdivision plat, once completed the filed subdivision plat building permit application will be submitted on or before September 30, 2013. The building permit is estimated to be issued on or before January 30, 2014. Construction start estimated to be on or before February 28, 2014 with construction completion estimated to be on or before July 30, 2014.
- o 44.45 Acres on Levander Loop, "Animal Shelter" Property, N/A in IDIS - Development to be determined, property has not been transferred to AHFC yet.
- o 1.50 Acres on E. 12th Street "Anderson Village," referenced in IDIS Activity 5863 - 24 rental units are under construction and are expected to be complete in October 2013.

Annual Goals and Objectives

AP-20 Annual Goals and Objectives - 91.420, 91.220(c)(3)&(e)

Goals Summary Information

Table 6 – Goals Summary

Goal Descriptions

1	Goal Name	Homeless/Special Needs
	Goal Description	Persons experiencing homelessness or with special needs are Austin's most vulnerable populations and therefore are a high priority for the Consolidated Plan. This decision was made based on feedback from the public process, including stakeholder meetings that included homeless and special needs providers, public hearings, and a Consolidated Plan survey.
2	Goal Name	Renter Assistance
	Goal Description	The City of Austin's 2009 Comprehensive Housing Market Study identifies the high need for affordable rental housing in Austin. This analysis was echoed in every aspect of the public input process from service providers, government partners, policy makers, and community members. Renter assistance is a high priority in the Consolidated Plan.
3	Goal Name	Homebuyer Assistance
	Goal Description	The City identified assistance to homebuyers as a high priority in the Consolidated Plan. The housing market analysis illustrates the difficulty for low- to moderate income households to transition from renting to buying a home with the rising real estate market in Austin. The public process also highlighted the need for financial literacy for new and current homebuyers to have the necessary tools to stay in their homes.
4	Goal Name	Homeowner Assistance
	Goal Description	Preserving the safety and livability of the housing of low-income homeowners, allowing owners to stay in their homes, improving the City's aging housing stock, and repairing the lives of existing homeowners were highlighted as high priority needs by stakeholders and community members. Homeowner assistance is a high priority in the Consolidated Plan.
5	Goal Name	Housing Developer Assistance
	Goal Description	The need for affordable housing for low-to-moderate income renters, including special needs populations and homebuyers was reflected in the housing market analysis and public input received from the community. The City's main tool to create affordable housing is through financing to non-profit and for-profit developers. In addition, the City encourages the development of affordable housing through developer incentives. The City therefore, makes Housing Developer Assistance a high priority for the Consolidated Plan.
6	Goal Name	Commercial Revitalization

	Goal Description	Provide funding and technical assistance to eligible organizations in order to improve the economic viability of neighborhoods and promote the creation of jobs.
7	Goal Name	Small Business Assistance
	Goal Description	Recognizing that small businesses are important drivers of the Austin economy, assistance to small businesses is a high priority for the City of Austin. Feedback from the Consolidated Plan survey identified job creation as the highest community development need.

Estimate the number of extremely low-income, low-income, and moderate-income families to whom the jurisdiction will provide affordable housing as defined by HOME 91.215(b):

Extremely low-income households : 151 (TBRA, RHDA, A&D and HRLP)

Low-income households : 49 (RHDA, A&D, HRLP, and DPA)

Moderate-income households: 8 (A&D and DPA)

Totals include the number of households for all HOME financed programs: Down Payment Assistance (DPA), Tenant Based Rental Assistance (TBRA), Homeowner Rehabilitation Loan Program (HRLP), Rental Housing Development Assistance (RHDA) and Acquisition and Development (A&D). Estimates were based on data from FY2012 and YTD FY2013 data reflecting the percent of households served by income category, when possible.

AP-35 Projects – 91.220(d)

Introduction

In accordance with the Federal Registrar Notice dated March 7, 2006 outcome measures are established for each activity as follows:

Objectives

1. Create Suitable Living Environment
2. Provide Decent Affordable Housing
3. Create Economic Opportunities

Outcomes

1. Availability/Accessibility
2. Affordability
3. Sustainability

The City of Austin plans to undertake the following projects throughout FY2013-14

#	Project Name
1	Child Care Services
2	Senior Services
3	Youth Support Services
4	Austin Resource Center for the Homeless (ARCH) - ESG Shelter Operation and Maintenance
5	Communicable Disease Unit - Rapid Re-Housing Program
6	Downtown Austin Community Court Rapid Re-Housing Program
7	Front Steps Rapid Re-Housing Program
8	Permanent Housing Placement (PHP)
9	Short-Term Supported Housing Assistance (STSH)
10	Short-Term Rent, Mortgage, and Utility (STRMU)
11	Supportive Services
12	HOPWA - TBRA
13	HOPWA Transitional Housing
14	Rental Tenant-Based Rental Assistance (TBRA)
15	Tenants' Rights Assistance
16	Down Payment Assistance (DPA)
17	Architectural Barrier Removal (ABR) Program - Owner
18	Emergency Home Repair (EHR) Program
19	Homeowner Rehabilitation Loan Program (HRLP)
20	Lead Hazard Control Grants - Healthy Homes
21	Rental Housing Development Assistance (RHDA)
22	Acquisition & Development
23	CHDO Operating Expense Grants
24	Microenterprise Technical Assistance
25	Community Development Bank
26	East 11th and 12th Street Revitalization Debt Service
27	CDBG Admin
28	HOME Admin
29	HOPWA Admin

Table 7 – Project Information

Describe the reasons for allocation priorities and any obstacles to addressing underserved needs

Allocation priorities are based on the Community Needs Assessment and feedback during the community needs assessment period. See *Appendix I* for a copy of the Community Needs Assessment and a summary of the public comments received during both the community needs assessment period and draft action plan comment period.

Projects

AP-38 Projects Summary

Project Summary Information

1	Project Name	Child Care Services
	Target Area	Throughout the City of Austin
	Goals Supported	Homeless/Special Needs
	Needs Addressed	Homeless/Special Needs
	Funding	CDBG: \$620,649
	Description	The Austin/Travis County Health and Human Services Department contracts with child care providers for services that increase the supply of quality child care, and with a social service agency that provides a child care voucher service for families in crisis such as homelessness. The programs provide services to children (ages: 0-13 years) from low-income families with gross incomes less than 200 percent of Federal Poverty Guidelines who reside within the Austin city limits.
	Planned Activities	Child Care Services will increase the supply of child care for low-income families. Social service contracts through HHSD will provide: 1) child care vouchers for families in crisis, including homeless and near homeless families, and parents enrolled in self-sufficiency programs; 2) direct child care services for teen parents who are attending school; and 3) direct child care services through the Early Head Start child development program. It is anticipated that 310 persons will be assisted through this project during FY 2013-14.
2	Project Name	Senior Services
	Target Area	Throughout the City of Austin
	Goals Supported	Homeless/Special Needs
	Needs Addressed	Homeless/Special Needs
	Funding	CDBG: \$21,029

	Description	The Austin/Travis County Health and Human Services Department contracts with a subrecipient to provide guardianship and bill payer services that help prevent and protect seniors from becoming victims of abuse, neglect, or financial exploitation. Persons must meet income, age, and residential eligibility requirements.
	Planned Activities	Senior Services will provide legal protection for low-income seniors who are at risk of abusive, neglectful, or financially exploitative situations. It is anticipated that 32 persons will be assisted through this project during FY 2013-14.
3	Project Name	Youth Support Services
	Target Area	Throughout the City of Austin
	Goals Supported	Homeless/Special Needs
	Needs Addressed	Homeless/Special Needs
	Funding	CDBG: \$194,502
	Description	The Youth Support Services program provides access to holistic, wraparound services and support to youth designated as at-risk and their families. The program's three components provide different levels of intervention: school-based intensive wraparound services, community-based wraparound services, and summer camps. The program, in partnership with the youth and their family, addresses the needs and challenges of the youth's situation to improve his or her functioning in school, the community, and home.
	Planned Activities	Youth Support Services will serve youth designated at-risk and their families. The services and support will be customized to the youth and family and will be delivered utilizing the wraparound model. The interventions will focus on the areas of basic needs, mental health services, educational support and social enrichment. Services will continue to be accessed through designated schools and community centers. It is anticipated that 149 persons will be assisted through this project during FY 2013-14.
4	Project Name	Austin Resource Center for the Homeless (ARCH) - ESG Shelter Operation and Maintenance
	Target Area	Throughout the City of Austin
	Goals Supported	Homeless/Special Needs
	Needs Addressed	Homeless/Special Needs
	Funding	ESG: \$240,132

	Description	The City of Austin/Travis County Health and Human Services Department (HHSD) contracts with a private nonprofit organization to operate the Austin Resource Center for the Homeless (ARCH.) All clients served in the ARCH have low- to moderate-incomes and are at or below 50 percent of MFI. Emergency Solutions Grant (ESG) funds are used to provide maintenance and operations for this program. The ARCH provides emergency shelter to homeless adult males through its Overnight Shelter program, and provides Day Sleeping to homeless adult males and females. The ARCH provides basic services such as showers, laundry facilities, mailing addresses, telephone use, and lockers through its Day Resource Center program. The Day Resource Center program also includes a number of services such as mental health care, legal assistance, and employment assistance provided by co-located agencies. In addition, ARCH also houses the Healthcare for the Homeless clinic.
	Planned Activities	The ARCH will serve individuals with its Night Sleeping, Day Sleeping and Day Resource Program. All clients will be entered into the Homeless Management Information Systems database. It is anticipated that 8,500 persons will be assisted through this project during FY 2013-14.
5	Project Name	Communicable Disease Unit - Rapid Re-Housing Program
	Target Area	Throughout the City of Austin
	Goals Supported	Homeless/Special Needs
	Needs Addressed	Homeless/Special Needs
	Funding	ESG: \$65,912
	Description	The Communicable Disease Unit of the Austin/Travis County Health and Human Services Department will provide Rapid Re-Housing - Housing Relocation and Stabilization Services to homeless persons with HIV/AIDS who are not utilizing shelter services. This service connects clients with safe and stable housing. This project uses Emergency Solutions Grants to provide Rapid Re-Housing Services. The Rapid Re-Housing Services will coordinate to receive direct financial assistance from the Rapid Re-Housing Program.
	Planned Activities	The Communicable Disease Unit will provide Housing Relocation and Stabilization services to persons experiencing homelessness living with HIV/AIDS and their families. It is anticipated that 40 households will be assisted through this project during FY 2013-14.
6	Project Name	Downtown Austin Community Court Rapid Re-Housing Program
	Target Area	Throughout the City of Austin

	Goals Supported	Homeless/Special Needs
	Needs Addressed	Homeless/Special Needs
	Funding	ESG: \$132,218
	Description	The City of Austin Downtown Austin Community Court has two FTEs who will provide Rapid Re-Housing Housing Location and Housing Stability Case Management to homeless persons who are frequent users of the Downtown Austin Community Court, frequent users of the shelter and HIV positive clients. They will work with the other ESG recipients to provide Housing Location Services.
	Planned Activities	Transitional Housing will provide eligible households with housing and supportive services to maintain stability and receive appropriate levels of care. It is anticipated that 72 households will be assisted through this project during FY 2013-14.
7	Project Name	Front Steps Rapid Re-Housing Program
	Target Area	Throughout the City of Austin
	Goals Supported	Homeless/Special Needs
	Needs Addressed	Homeless/Special Needs
	Funding	ESG: \$50,000
	Description	Front Steps Rapid Re-Housing program has one FTE who serves as the Rapid Re-Housing coordinator for all of the City ESG Rapid Re-Housing programs. The Coordinator provides Housing Stability Case Management and administers direct financial assistance and coordinates between the downtown shelters and service providers.
	Planned Activities	The Rapid Re-Housing program will provide housing location, case management and direct financial assistance to rapidly re-house homeless persons who are receiving services from ESG-funded programs at the Communicable Disease Unit, Austin Resource Center for the Homeless and Downtown Austin Community Court. It is anticipated that 65 households will be assisted through this project during FY 2013-14.
8	Project Name	Permanent Housing Placement (PHP)
	Target Area	Throughout the City of Austin
	Goals Supported	Homeless/Special Needs

	Needs Addressed	Homeless/Special Needs
	Funding	HOPWA: \$28,344
	Description	The City of Austin Health and Human Services Department contracts with AIDS Services of Austin, to manage the Permanent Housing Placement (PHP) program. PHP is designed to increase stability to reduce homelessness and increase access to care and support. The program may provide clients with first month's rent, security deposit, and utility connection fees to meet urgent needs of eligible persons living with HIV/AIDS and their families with a cap of "Fair Market Rent". The goal is to prevent homelessness and to support independent living for persons with HIV/AIDS who can access the program through HIV case management.
	Planned Activities	PHP will help prevent homelessness and will support independent living of persons with HIV/AIDS. Persons can access the program through HIV case management. PHP will assist eligible clients establish a new residence where on-going occupancy is expected to continue. Assistance will be provided to eligible clients and their families with payment of first month's rent to secure permanent housing and will complement other forms of HOPWA housing assistance. It is anticipated that 37 household housing units will be assisted through this project during FY 2013-14.
9	Project Name	Short-Term Supported Housing Assistance (STSH)
	Target Area	Throughout the City of Austin
	Goals Supported	Homeless/Special Needs
	Needs Addressed	Homeless/Special Needs
	Funding	HOPWA: \$60,327
	Description	The City of Austin Health and Human Services Department contracts with AIDS Services of Austin, to manage the Short-Term Supportive Housing (STSH) program. The STSH program provides short-term emergency shelter needs to persons living with HIV/AIDS. Short-term facilities provide temporary shelter (up to 60 days in a six month period) to prevent homelessness and allow an opportunity to develop an individualized housing and service plan to guide the client's linkage to permanent housing.
	Planned Activities	STSH will provide temporary shelter to eligible individuals to address immediate housing needs. Eligible clients will receive case management services to assist them in securing other types of long-term, permanent, and stable housing. It is anticipated that 53 household housing units will be assisted through this project during FY 2013-14.
10	Project Name	Short-Term Rent, Mortgage, and Utility (STRMU)

	Target Area	Throughout the City of Austin
	Goals Supported	Homeless/Special Needs
	Needs Addressed	Homeless/Special Needs
	Funding	HOPWA: \$104,098
	Description	The Austin/Travis County Health and Human Services Department contracts with AIDS Services of Austin (ASA) to manage the Short-Term Rent, Mortgage, and Utility Assistance program (STRMU). Both agencies work with four community-based organizations to provide essential financial help to persons living with HIV/AIDS and their families. Case managers assess client needs and submit requests for assistance. STRMU provides monthly payments to eligible clients who are at risk of becoming homeless. The service allows clients to remain in their current residences and limits support to three months, with a cap of \$500 per month. The time limit may be waived for clients based on medical needs. Eligibility is restricted to those with notices to vacate, evictions, and utility termination notices.
	Planned Activities	STRMU will provide short-term housing assistance to prevent homelessness of the renters or homeowners. It will help maintain a stable living environment for households who experience financial crisis and possible loss of their housing arrangement. It is anticipated that 119 household housing units will be assisted through this project during FY 2013-14.
11	Project Name	Supportive Services
	Target Area	Throughout the City of Austin
	Goals Supported	Homeless/Special Needs
	Needs Addressed	Homeless/Special Needs
	Funding	HOPWA: \$91,109
	Description	The Supportive Services program provides residential supportive services to help program participants stabilize their living situation and help address care needs of persons living with HIV/AIDS. The program is designed to increase stability, reduce homelessness and increase access to care and support. A variety of supportive services are offered to all clients including: facility-based meals, life skills management counseling, substance abuse relapse prevention support, client advocacy, transportation, and assistance with obtaining permanent housing. Case managers ensure that clients are informed of the availability of needed medical and supportive services. They also provide referrals and assistance in accessing those services. Project Transitions has 30 apartments located in two agency-owned facilities and other apartments are leased throughout the community.

	Planned Activities	Supportive Services will assist persons living with HIV/AIDS to stabilize their living situation and help address care needs. It is anticipated that 47 household housing units will be assisted through this project during FY 2013-14.
12	Project Name	HOPWA - TBRA
	Target Area	Throughout the City of Austin
	Goals Supported	Homeless/Special Needs
	Needs Addressed	Homeless/Special Needs
	Funding	HOPWA: \$537,498
	Description	The City of Austin Health and Human Services Department contracts with AIDS Services of Austin to manage Tenant-Based Rental Assistance (TBRA) program. The program provides rent, mortgage, utility assistance, and assistance with shared housing arrangements for income-eligible persons with HIV/AIDS and their families. Income eligibility is restricted to families earning an income at or below 10 percent of MFI and for households of one with zero income. The program goal is to prevent homelessness and support independent living of persons living with HIV/AIDS.
	Planned Activities	TBRA will provide rent, mortgage, utility assistance, and assistance with shared housing arrangements to meet the urgent needs of eligible persons with HIV/AIDS and their families. The goal is to prevent homelessness and to support independent living of persons living with HIV/AIDS who access the program through HIV case management. It is anticipated that 92 household housing units will be assisted through this project during FY 2013-14.
13	Project Name	HOPWA Transitional Housing
	Target Area	Throughout the City of Austin
	Goals Supported	Renter Assistance
	Needs Addressed	Renter Assistance
	Funding	HOPWA: \$195,522

	Description	The City of Austin Health and Human Services Department contracts with Project Transitions for Transitional Housing services. The program is designed to increased stability, to reduce homelessness and increase access to care and support. Transitional Housing provides facility-based and scattered-site housing with support services to persons living with HIV/AIDS. Transitional Housing may not provide housing for any individual for more than 24 months. A variety of supportive services are offered to all clients including: facility-based meals, life skills management counseling, substance abuse relapse prevention support, client advocacy, transportation and assistance with obtaining permanent housing. Case managers ensure that clients are informed of the availability of needed medical and supportive services and provide referrals and assistance in accessing those services. Project Transitions has 30 apartments located in two agency-owned facilities and other apartments that are leased throughout the community.
	Planned Activities	Transitional Housing will provide eligible households with housing and supportive services to maintain stability and receive appropriate levels of care. It is anticipated that 47 household housing units will be assisted through this project during FY 2013-14.
14	Project Name	Tenant-Based Rental Assistance (TBRA)
	Target Area	Throughout the City of Austin
	Goals Supported	Renter Assistance
	Needs Addressed	Renter Assistance
	Funding	HOME: \$510,300
	Description	The Tenant-Based Rental Assistance (TBRA) program provides rental housing subsidies and security deposits to eligible case-managed families working toward self-sufficiency. The City funds the TBRA program due to the lack of affordable rental housing identified in the housing market analysis.
	Planned Activities	The Austin Housing Finance Corporation (AHFC) will oversee the TBRA program and contracts with The Housing Authority of the City of Austin (HACA) and the Salvation Army to administer program services. It is anticipated that 115 households will be assisted by this project during FY 2013-14.
15	Project Name	Tenants' Rights Assistance
	Target Area	Throughout the City of Austin
	Goals Supported	Renter Assistance

	Needs Addressed	Renter Assistance
	Funding	CDBG: \$241,580
	Description	Tenants' Rights Assistance provides services to tenants residing in Austin city limits. Objectives of this program includes: 1) facilitate mediation services between landlords and low- to moderate-income tenants to complete health and safety related repairs in rental units, which will help maintain reasonable habitability standards; 2) provide direct counseling and technical assistance to low-income renters regarding tenant/landlord issues; 3) provide public education and information through workshops and public forums on landlord/tenant relationships and educate renters on their rights as well as their responsibilities under the law; and 4) identify fair housing complaints that can be investigated and may assist in resolving, reducing or minimizing discriminatory housing practices.
	Planned Activities	This program will provide mediation, counseling, public information, and assistance to help the community identify fair housing complaints. The program will also further fair housing in the elimination of discrimination, including the present effects of past discrimination, and the elimination of de facto residential segregation. It is anticipated that 539 low- and or moderate- income households will be assisted by this project during FY 2013-14.
16	Project Name	Down Payment Assistance (DPA)
	Target Area	Throughout the City of Austin
	Goals Supported	Homebuyer Assistance
	Needs Addressed	Homebuyer Assistance
	Funding	HOME: \$445,000
	Description	The purpose of the Down Payment Assistance (DPA) Program is to assist low- and moderate- income first-time homebuyers by providing down payment and closing cost assistance to purchase a home. The Program increases housing opportunities to eligible households. Eligible income is at or below 80 percent of MFI.
	Planned Activities	The DPA Program provides a Standard DPA in the form of a 0% interest, deferred-forgivable loan in an amount no less than \$1,000 and up to a maximum amount of \$14,999, with a minimum affordability period of 5 years. Shared Equity DPA provides assistance no less than \$15,000 and up to a maximum amount of \$40,000, with a minimum affordability period of 10 years. The shared-equity portion of the loan will be forgiven at 10 years, but the borrower will still need to pay the original assistance amount. A lien will be placed on the property. For Shared Equity there will be a Shared Equity, Purchase Option and Right of First Refusal component. It is anticipated that 15 households will be assisted by this project during FY 2013-14.

17	Project Name	Architectural Barrier Removal (ABR) Program - Owner
	Target Area	Throughout the City of Austin
	Goals Supported	Homeowner Assistance
	Needs Addressed	Homeowner Assistance
	Funding	CDBG: \$1,509,653
	Description	The Architectural Barrier Removal (ABR) Program-Owner modifies or retrofits the living quarters of eligible, low-income elderly and disabled homeowners. The Program increases the accessibility of the residences through the removal of architectural barriers in their homes. The results of the program will allow clients to remain in their homes and increase self-sufficiency. No more than \$15,000 per home per year can be provided to a single home through the Program. Eligible income is at or below 80 percent of MFI.
	Planned Activities	The ABR Program - Owner will install physical improvements in housing units that are limited to those improvements designed to remove the material and architectural barriers that restrict mobility and accessibility and are considered to be part of the structure and permanently fixed such as wheelchair ramps, handrails and more. It is anticipated that 111 household housing units will be rehabilitated through this project during FY 2013-14.
18	Project Name	Emergency Home Repair (EHR) Program
	Target Area	Throughout the City of Austin
	Goals Supported	Homeowner Assistance
	Needs Addressed	Homeowner Assistance
	Funding	CDBG: \$1,000,000
	Description	The Emergency Home Repair (EHR) Program makes repairs to alleviate life-threatening living conditions and health and safety hazards for low- and moderate-income homeowners. Households residing in Austin city limits and earning incomes at or below 80 percent of MFI are eligible. Eligible households can receive up to \$5,000 for home repairs per year.
	Planned Activities	Households that are owner-occupied and low- to moderate-income will receive home repairs to alleviate life-threatening conditions or health and safety hazards. It is anticipated that 475 household housing units will be rehabilitated through this project during FY 2013-14.

19	Project Name	Homeowner Rehabilitation Loan Program (HRLP)
	Target Area	Throughout the City of Austin
	Goals Supported	Homeowner Assistance
	Needs Addressed	Homeowner Assistance
	Funding	CDBG: \$400,000 HOME: \$898,634
	Description	The purpose of the Homeowner Rehabilitation and Reconstruction Loan Program (HRLP) is to assist low- and moderate-income homeowners bring their homes up to building code standards with repairs to the foundation, roof, plumbing, HVAC system, electrical work and other major interior and exterior repairs. The property must be located within the city limits of Austin. The Program provides financial assistance to address the substandard housing conditions that exist on a homeowner's property. The result is decent, safe and sanitary housing is restored. Eligible income is at or below 80 percent of MFI.
20	Planned Activities	The HRLP provides assistance in the form of a 0% interest, deferred-forgivable loan, in an amount not less than \$5,000 and up to a maximum amount of \$85,000 for Rehabilitation and \$100,000, for Historical. If it is determined that it is economically infeasible to rehabilitate a property, reconstruction is necessary. For Reconstruction, assistance is provided up to a maximum amount of \$130,000 or 100% loan-to-value based on the after-reconstruction appraised market value, whichever is the lesser amount. Liens will be placed on properties assisted. For Reconstruction there will be a Shared Equity, Purchase Option and Right of First Refusal component. It is anticipated that 10 household housing units will be rehabilitated through this project during FY 2013-14.
	Project Name	Lead Hazard Control Grants - Healthy Homes
	Target Area	Throughout the City of Austin
	Goals Supported	Renter Assistance Homeowner Assistance
	Needs Addressed	Renter Assistance Homeowner Assistance
	Funding	

	Description	HUD's office of Healthy Homes awarded a \$2.5M Lead Hazard Reduction Demonstration Grant to the City of Austin in the October 2011. The lead hazard demonstration grant provides services for 150 eligible households for the three-year grant period targeting homeowners and renters earning at or below 80 percent of MFI with children under the age of six and living in homes built prior to 1978. HUD's office of Healthy Homes awarded a \$2.5M Lead Hazard Control/Healthy Homes Grant to the City of Austin in May 2013. The Lead Hazard Control/Healthy Homes Grant provides services for 138 eligible households for the three-year grant period targeting homeowners and renters earning at or below 80 percent of MFI with children under the age of six and living in homes built prior to 1978.
	Planned Activities	The LHRDG proposes to provide lead hazard reduction, elevated blood lead level draws (EBLL), lead hazard education to clients and lead certification training to contractors and staff through fiscal year 2013-2014. It is anticipated that 82 household housing units will be rehabilitated through this project during FY 2013-14.
21	Project Name	Rental Housing Development Assistance (RHDA)
	Target Area	Throughout the City of Austin
	Goals Supported	Housing Developer Assistance
	Needs Addressed	Housing Developer Assistance
	Funding	CDBG: \$617,535 HOME: \$189,534
	Description	The Rental Housing Development Assistance (RHDA) program provides opportunities to create and retain affordable rental units for low- and moderate-income households and low-income persons with special needs. RHDA provides below-market-rate financing to for-profit and non-profit developers for the acquisition, new construction, or rehabilitation of affordable rental housing. RHDA serves households at or below 50 percent of MFI with a target of serving households at or below 30 percent of MFI. If the funding source allows, an exception can be made to serve households between 51 percent and 80 percent of MFI under extenuating circumstances. A portion of the RHDA program, the Anderson Hill Redevelopment will construct a rental development at 3101 East 12th Street. AHFC will be responsible for the construction of the units and will retain ownership of the property. The development will be leased back to the Anderson Community Development Corporation to operate and manage the rental units. This development will increase the supply of affordable units for income-eligible households.
	Planned Activities	RHDA will increase the supply of affordable rental units for income-eligible households. It is anticipated that 10 household housing units will be constructed and 22 household housing units will be rehabilitated through this project during FY 2013-14.

22	Project Name	Acquisition & Development
	Target Area	Throughout the City of Austin
	Goals Supported	Housing Developer Assistance
	Needs Addressed	Housing Developer Assistance
	Funding	CDBG: \$707,336 HOME: \$400,940
	Description	The Acquisition and Development (A&D) program works with lenders, and for-profit and non-profit developers to leverage City and federal funds to increase homeownership opportunities for low- to moderate-income buyers. Activities of the A&D program include: 1) the acquisition and development of land; 2) the acquisition and rehabilitation of residential structures; 3) the acquisition of new or existing housing units; and 4) the construction of new housing, all for sale to income-eligible households at or below 80 percent of MFI.
	Planned Activities	A&D will increase the supply of affordable homeownership units for income-eligible households. A&D activities using HOME funds that provide direct financial assistance to homebuyers will use the "recapture" method combined with a shared appreciation model, this ensures that HOME funds are returned for other HOME-eligible activities. For A&D activities using HOME funds that provide funding to a developer, the "resale" method will be used to ensure affordability throughout the affordability period. It is anticipated that 30 household housing units will be added through this project during FY 2013-14.
23	Project Name	CHDO Operating Expense Grants
	Target Area	Throughout the City of Austin
	Goals Supported	Housing Developer Assistance
	Needs Addressed	Housing Developer Assistance
	Funding	HOME: \$100,000
	Description	The CHDO Operating Expenses Grant program provides financial support to eligible, City-certified Community Housing Development Organizations (CHDOs) actively involved in housing production or expected to begin production within 24 months. Under the terms of the grant, CHDOs must access CHDO set-aside funds to produce affordable housing for the community. Funding can only be used for the organization's operating expenses and cannot be used on project-related expenses.

	Planned Activities	Eligible CHDOs will receive financial assistance to support their operations as affordable housing providers. Financial support to CHDOs allows them to maintain or increase their capacity to create affordable rental and homeownership units.
24	Project Name	Microenterprise Technical Assistance
	Target Area	Throughout the City of Austin
	Goals Supported	Small Business Assistance
	Needs Addressed	Small Business Assistance
	Funding	CDBG: \$200,000
	Description	The Microenterprise Technical Assistance program provides operational funds for the administration of training and technical assistance for qualified microenterprises in the City of Austin. HUD defines a Microenterprise as either: 1) a business with five or fewer employees, one being the owner, or 2) an individual who is actively working towards developing a business that is expected to be a Microenterprise.
	Planned Activities	The program will provide training and technical assistance to current and aspiring Microenterprises. It is anticipated that 33 businesses will be assisted through this project during FY 2013-14.
25	Project Name	Community Development Bank
	Target Area	Throughout the City of Austin
	Goals Supported	Small Business Assistance
	Needs Addressed	Small Business Assistance
	Funding	CDBG: \$150,000
	Description	The Community Development Bank (CDB) provides funds to a Community Development Financial Institution (CDFI) to administer loan programs offering flexible capital and technical assistance to small and minority businesses that are expanding or relocating to low-income areas. The performance goal for this program is job creation or retention for low- to moderate-income individuals.
	Planned Activities	The program will create or retain jobs for low- to moderate-income individuals. It is anticipated that 6 jobs will be created or retained through this project during FY 2013-14.
26	Project Name	East 11th and 12th Street Revitalization Debt Service

	Target Area	Throughout the City of Austin
	Goals Supported	Commercial Revitalization
	Needs Addressed	Commercial Revitalization
	Funding	CDBG: \$661,774
	Description	The City secured a \$9,350,000 HUD Section 108 Loan Guarantee to implement the East 11th and 12th Streets revitalization project. The source for repayment of the Section 108 Loan will be from small business loan repayments and current and future CDBG funds for a 20 year period ending in 2017.
	Planned Activities	Debt Servicing
27	Project Name	CDBG Admin
	Target Area	Throughout the City of Austin
	Goals Supported	Homeless/Special Needs Renter Assistance Homeowner Assistance Housing Developer Assistance Small Business Assistance
	Needs Addressed	Homeless/Special Needs Renter Assistance Homeowner Assistance Housing Developer Assistance Small Business Assistance
	Funding	CDBG: \$1,451,014
	Description	Funds provide administrative costs for programs
	Planned Activities	Funds provide administrative costs for programs.
28	Project Name	HOME Admin
	Target Area	Throughout the City of Austin

	Goals Supported	Renter Assistance Homebuyer Assistance Homeowner Assistance Housing Developer Assistance
	Needs Addressed	Renter Assistance Homebuyer Assistance Homeowner Assistance Housing Developer Assistance
	Funding	HOME: \$279,712
	Description	Funds provide administrative costs for programs
	Planned Activities	Administration of Federal Programs
29	Project Name	HOPWA Admin
	Target Area	Throughout the City of Austin
	Goals Supported	Homeless/Special Needs
	Needs Addressed	Homeless/Special Needs
	Funding	HOPWA: \$31,450
	Description	Funds provide administrative costs for programs.
	Planned Activities	Funds provide administrative costs for programs.

Table 8 – Project Summary

AP-50 Geographic Distribution – 91.220(f)

Description of the geographic areas of the entitlement (including areas of low-income and minority concentration) where assistance will be directed

The City of Austin does not currently direct its investments in specific target areas. Please see maps included in *Appendix II*.

Geographic Distribution

Target Area	Percentage of Funds
Throughout the City of Austin	100

Table 9 - Geographic Distribution

Rationale for the priorities for allocating investments geographically

The City of Austin does not currently direct its investments in specific target areas. Please see maps included in *Appendix II*.

Discussion

While the City of Austin does not currently target investments to specific geographic areas, it considers the geographic dispersion of affordable housing to be a key core value in the investment of affordable housing-related activities with federal and local funds. The City supports providing affordable housing in areas outside of low-income neighborhoods, thereby reducing racial and ethnic segregation, de-concentrating poverty, and providing for more economic opportunities for low-income households. NHCD currently provides funding preference through a scoring matrix system to projects that assist in the dispersion of affordable housing stock throughout the community, to focus on areas in Austin where there is a shortage of affordable housing. As a result of this focus, NHCD has achieved greater geographic dispersion in the units it has funded in recent years.

Affordable Housing

AP-55 Affordable Housing – 91.220(g)

Introduction

Affordable housing is a critical priority for the City of Austin. The need for affordable housing for extremely low-, low-, and moderate- income renters, special needs populations and homebuyers was reflected in the housing market analysis and public input received from the community in the FY 2009-14 Consolidated Plan. The FY 2013-14 Action Plan Community Needs Assessment period makes clear that this trend has continued. Housing affordability in Austin has continued to decline among many segments of the population but particularly among very low-income households making between 30% and 50% MFI (between \$21,950 and \$36,600 for a household of 4 persons) and extremely low-income households making between 0 and 30% MFI (less than \$21,950 for a household of 4 persons). No other theme came up as frequently as affordable housing throughout the needs assessment process. Many service providers cited the lack of affordable housing as having a ripple effect impacting the ability to provide a stable foundation of opportunity for the clients they serve.

One Year Goals for the Number of Households to be Supported	
Homeless	9,629
Non-Homeless	700
Special-Needs	618
Total	10,947

Table 10 - One Year Goals for Affordable Housing by Support Requirement

One Year Goals for the Number of Households Supported Through	
Rental Assistance	384
The Production of New Units	8
Rehab of Existing Units	37
Acquisition of Existing Units	0
Total	429

Table 11 - One Year Goals for Affordable Housing by Support Type

Discussion

The City of Austin promotes affordable housing by addressing three core values:

Long Term Affordability

Shared Equity Tools

The City of Austin through NHCD and AHFC, uses a shared equity ownership model to preserve affordable housing. The shared equity model allows income eligible homebuyers and homeowners to obtain substantial mortgage assistance or housing reconstruction services in exchange for two provisions that preserve affordability in Austin by recapturing funds to assist another low- to moderate-income buyer to purchase the home.

Community Land Trust (CLT)

A CLT is a tool to preserve public investment in affordability, allowing preservation of affordable units in

perpetuity. The CLT will retain ownership of the land, while the homeowner owns the improvements. The CLT limits the sales price of the home and requires that subsequent buyers be income-eligible. CLT homeowners will receive a share of the appreciation when the affordable unit is re-sold. This model provides future opportunities for low- to moderate-income households to buy the home at an affordable price. NHCD staff is working with the City's Law Department on developing criteria for obtaining CLT designation and the associated ordinances necessary to implement a process for evaluation and consideration for designation.

Publicly-Owned and/Public Property Tax Exemption

AHFC, as a tax-exempt public entity, receives a 100 percent tax exemption on all land it owns. AHFC occasionally chooses to partner with an affordable housing developer through purchase of the land and a long-term leasehold deed of trust held by AHFC. The benefit of AHFC's property tax exemption helps sustain the project's viability and affordability. This structure is typically used when the affordable housing development meets several key criteria, among them: location on/near a transit-oriented development or core transit corridor, near critical services and amenities, in a high-opportunity area, and serving very low-income residents.

Preservation of Affordable Housing

NHCD regularly examines the loss of existing affordable housing stock in the community. The City will continue to follow recommendations of the most recent reports by:

- 1) Developing and sharing data to strengthen intergovernmental coordination to increase opportunities for preservation in high opportunity areas.
- 2) Maximizing the use of partnerships by promoting existing programs and services to affordable housing targeted for preservation.
- 3) Exploring educational and outreach initiatives to help ensure low-income residents have reasonable avenues through education to remain in affordable housing.
- 4) Pursuing new strategies to bring forward alternative resources and incentives, expanding efforts to increase long-term, permanent affordability.
- 5) Developing data regarding the condition of Austin's housing units, including unit counts for subsidized properties.

Geographic Dispersion

The City supports providing affordable housing in areas outside of low-income neighborhoods, thereby reducing racial and ethnic segregation, deconstructing poverty, and providing more economic opportunities for low-income households.

Deeper Levels of Affordability

The Comprehensive Housing Market Study (2009) showed a gap of 27,600 units of affordable housing for households making less than \$20,000 a year. To assist in closing that gap, the City will continue to prioritize resources to affordable housing projects that serve very-low income households.

AP-60 Public Housing – 91.220(h)

Introduction

The City of Austin boundaries are served by two Public Housing Authorities (PHAs): the Housing Authority of the City of Austin (HACA) and the Housing Authority of Travis County (HATC). The agencies are not departments of the City or County, respectively, but work independently of the City of Austin and Travis County. Both HACA and HATC share updates on agency progress through regular contacts and meetings with City staff.

Actions planned during the next year to address the needs to public housing

Housing Authority of the City of Austin (HACA)

HACA continues to be successful in moving families toward self-sufficiency with 82 families who have become homeowners through its down payment assistance program. The program provides qualified families participating in the Public Housing or Housing Choice Voucher programs with a \$10,000 forgivable loan to be applied towards the down payment on a new or existing home. If the applicant meets all program criteria for the first five years, then the loan is forgiven. Through its subsidiary, Austin Affordable Housing Corporation (AAHC), Equity CLT (Community Land Trust) and HACA's Six Star program provide other alternatives for those who are ready to move out of public housing, but have not met all the qualifications to purchase a home. Equity CLT provides affordable homeownership to Public Housing residents that meet income and credit qualifications, who would otherwise be priced out of the housing market. The CLT Program permanently retains ownership of the land on which homes are built, while individuals own the home on the land pursuant to a 99-year renewable ground lease. Additional subsidies are not needed when the house sells; permanent affordability is perpetually built into the lease. The Six-Star program allows residents to reside in AAHC housing below the fair market rent temporarily as rents increase to fair market rent over the 3-year program. This allows participants to continue to learn financial management and work toward goals that will support sustainable economic and housing self-sufficiency.

HACA continuously seeks HUD and other grants to support social service programming, capital improvements and to grow the range of services it can offer to residents. In 2012, HUD awarded HACA a \$300,000 Choice Neighborhoods Planning Grant to target the Rosewood Courts public housing property and the Rosewood neighborhood. The Austin Housing Finance Corporation (AHFC) supported the application as a co-applicant and Camiros was selected as the planning coordinator. It will create a plan to transform public or assisted housing into mixed-income, -use and -finance housing including a neighborhood transformation plan that focuses on investments in neighborhood assets: early childhood education, education, workforce development and employment, transportation, parks and social services. For more information please see www.rosewoodchoice.com.

Housing Authority of Travis County (HATC)

HATC administers eight housing services programs, the largest of which is 566 units of Housing Choice Vouchers, with approximately 800 individuals and families on a waiting list to receive a voucher. HATC receives a Shelter Plus Care grant for 95 units to provide assistance for homeless individuals and families in the Austin Travis County Metropolitan area, as well as inter-local agreements with two other counties that allow for services in those areas. HATC is a partner in the Permanent Supportive Housing (PSH) Leadership Council to assist in developing a financial model for a multi-jurisdictional solution to fund

PSH in Austin. The City of Austin is committed to continuing the support of partnership and efforts that will improve public housing and resident initiatives, and will continue coordinating with both HACA and HATC in FY 2013-14 to inform public housing residents of affordable housing programs and opportunities.

Actions to encourage public housing residents to become more involved in management and participate in homeownership

The City of Austin collaborates closely with local PHA officials to ensure that City housing programs are linked to the needs of public housing residents.

If the PHA is designated as troubled, describe the manner in which financial assistance will be provided or other assistance

Neither the Travis County Housing Authority nor the Housing Authority of the City of Austin (HACA) is designated as troubled.

AP-65 Homeless and Other Special Needs Activities – 91.220(i)

Introduction

The City of Austin coordinates the administration of the Emergency Solutions Grant (ESG) funding with local and state funding of homeless services. ESG funds serve primarily the downtown single adult homeless population, many of whom are chronically homeless. ESG funds provide emergency shelter, Rapid Rehousing Housing Location and Housing Stabilization Case Management.

The Ending Community Homelessness Coalition (ECHO) serves as the lead planning entity on homeless issues in Austin/Travis County. As part of this responsibility, ECHO coordinates and completes Austin's Continuum of Care (CoC) application and Community Plan to End Homelessness. ECHO also administers Austin's homeless count and survey, which is a HUD prerequisite for CoC funding, and the Homeless Management Information System (HMIS). The City of Austin allocates General Fund dollars to support an HMIS Director position.

A Roof Over Austin is an initiative of the City of Austin to provide Permanent Supportive Housing (PSH) and other deeply affordable housing options to the lowest-income residents of the City, with a focus on the chronically homeless. In 2010, the Austin City Council passed a resolution to create 350 new PSH units in the City by 2014. As of July 1, 2013, there have been 286 units of PSH committed, with 181 of them occupied. The City's goal is to have the remaining 64 units committed by 2014. The City has dedicated two planner positions, one in NHCD and one in HHSD to work with ECHO in promoting this PSH initiative and appointed a Leadership Committee to identify funding for PSH. The Committee includes representatives (staff and elected officials) from the City and County, PHAs, healthcare, criminal justice, private philanthropy and social service entities. ECHO's former Board Chair presides over the committee. The City and ECHO are developing financing plans for development of more PSH through federal, state and local funding.

Describe the jurisdictions one-year goals and actions for reducing and ending homelessness including

Reaching out to homeless persons (especially unsheltered persons) and assessing their individual needs

The City of Austin funds two outreach case managers at the Downtown Austin Community Court (DACC) to provide outreach and case management to mostly unsheltered frequent offenders of the court, and other frequent users of the shelter system. The City also allocates ESG funds to support two employees at DACC who provide Rapid Rehousing Housing Search and Placement and Housing Stability Case Management, and work with the outreach case managers. The ESG-funded staff members are one part of a two-person team and primarily work to find housing for these hard-to-serve populations. The City is partnering with ECHO to develop the community Coordinated Assessment to ensure that once outreach workers identify unsheltered persons they have opportunities for equal access, assessment and assignment to permanent housing.

Addressing the emergency shelter and transitional housing needs of homeless persons

The City of Austin Health and Human Services Department (HHSD) funds a private non-profit organization, to operate the Austin Resource Center for the Homeless (ARCH.) The ARCH provides

emergency shelter to homeless adult males through its Overnight Shelter program, and provides Day Sleeping to homeless adult males and females. The ARCH provides basic services such as showers, laundry facilities, mailing addresses, telephone use, and lockers through its Day Resource Center program. ~~The Day Resource Center program also includes a number of services such as mental health care, legal assistance, and employment assistance provided by co-located agencies.~~ In addition, ARCH also houses the Healthcare for the Homeless clinic operated by CommunityCare/Central Health. Over the course of a year, the ARCH will serve 8500 individuals with its Night Sleeping, Day Sleeping and Day Resource Program. All clients are entered into the Homeless Management Information Systems database. While the City also funds other shelters, transitional housing and homeless services including a shelter for women and children, it does not utilize ESG funds to do so. All clients served in the ARCH have low- to moderate-incomes and are at or below 50 percent of MFI. Emergency Solutions Grant (ESG) funds are used to provide maintenance and operations for this program.

Helping homeless persons (especially chronically homeless individuals and families, families with children, veterans and their families, and unaccompanied youth) make the transition to permanent housing and independent living, including shortening the period of time that individuals and families experience homelessness, facilitating access for homeless individuals and families to affordable housing units, and preventing individuals and families who were recently homeless from becoming homeless again

Front Steps, Inc., City of Austin Downtown Austin Community Court, and the City of Austin Health and Human Services Department Communicable Disease Unit will all administer ESG Rapid Rehousing funds in coordination to move homeless, particularly chronically homeless, from the streets and shelter into permanent housing. The ESG Rapid Rehousing Coordinator is housed at Front Steps, at the Austin Resource Center for the Homeless. The Rapid Rehousing program serves frequent users of the shelter, frequent offenders at the Community Court and HIV positive homeless individuals. Many of these program clients are the hardest to serve and chronically homeless. This program brings together financial assistance, case management and housing location, and coordinates with other funding sources like the City of Austin General Fund dollars, to bring housing resources to this hard-to-serve population.

As a community, Austin has exceeded HUD goals for moving clients to permanent housing with 77% in 2010, 83% in 2011 and 91% in 2012. Anticipating additional measures on length of homelessness, ECHO and the City are looking for efficiencies through the coordinated assessment redesign, landlord outreach and case management specialization to reduce the number of days before securing permanent housing.

Helping low-income individuals and families avoid becoming homeless, especially extremely low-income individuals and families and those who are: being discharged from publicly funded institutions and systems of care (such as health care facilities, mental health facilities, foster care and other youth facilities, and corrections programs and institutions); or, receiving assistance from public or private agencies that address housing, health, social services, employment, education, or youth needs.

The Ending Community Homelessness Coalition (ECHO) coordinates the Continuum of Care funded projects and submits the annual application to HUD. ECHO works with the Reentry Roundtable, Travis

County Criminal Justice, Central Health's Psychiatric Stakeholders, ATCIC leadership and other community planning organizations. ECHO coordinate Discharge Planning from hospitals, treatment facilities and jails to assist persons leaving mental/physical health facilities to locate support services and housing, and persons with mental/physical health challenges leaving other institutions to do the same. Central Health, the local healthcare taxing district has identified Permanent Supportive Housing as a critical strategy for improving mental health in Travis County.

Discussion

The City of Austin ESG funds are not allocated to Homelessness Prevention. However, the ESG Rapid Rehousing program and the ESG-funded Emergency Shelter do serve persons exiting an institution where they have resided for 90 days or less and who resided in an emergency shelter or place not meant for human habitation immediately before entering that institution.

The City of Austin HHSD uses City General Fund dollars for a homelessness prevention program which provides financial assistance and case management to families who are at risk of homelessness.

AP-70 HOPWA Goals – 91.220 (I)(3)

One year goals for the number of households to be provided housing through the use of HOPWA for:	
Short-term rent, mortgage, and utility assistance to prevent homelessness of the individual or family	125
Tenant-based rental assistance	96
Units provided in permanent housing facilities developed, leased, or operated with HOPWA funds	0
Units provided in transitional short-term housing facilities developed, leased, or operated with HOPWA funds	49
Total	270

AP-75 Barriers to affordable housing – 91.220(j)

Introduction

The City of Austin conducts a number of initiatives that aim to remove barriers to affordable housing, including regularly reviewing the City's Analysis of Impediments to Fair Housing Choice (AI). The City of Austin's last AI was completed in 2009 and will be revised during FY 2013-14 as the City prepares to revise its Consolidated Plan. The following is a summary of the impediments identified in the AI. The Discussion section offers a summary of the actions taken by the City to affirmatively further fair housing choices and overcome the effects of these impediments.

Impediments to Fair Housing Choice

Lack of action by residents experiencing discrimination

A discrepancy exists between the number of surveyed residents citing housing discrimination and the number of complaints received by the City of Austin Equal Employment and Fair Housing Office and the Austin Tenant's Council and the number of survey respondents citing discrimination in Austin. Although some respondents cited discrimination for reasons not protected under fair housing ordinances, many respondents cited race as the reason for their housing discrimination.

NIMBYism

There is no strong, comprehensive guiding document for development in Austin. This has allowed neighborhood groups to play a very strong role in guiding the development process in Austin. Although neighborhood groups contribute to the unique fabric of Austin and help encourage a participatory and engaging public process, it also provides an opportunity for neighborhood groups to discourage the development of certain types of housing that are necessary to ensure housing for all of Austin's residents. This is often referred to as Not in my Backyard, or, NIMBYism.

Geographic concentration of loan denials

HMDA data suggests that residents in east Austin receive a higher proportion of loan denials than in other portions of the city. These neighborhoods also have traditionally contained higher proportions of African American and Hispanic residents. A lack of capital in these neighborhoods could result in a disinvestment in certain parts of Austin.

Policy barriers to affordable housing development

Stakeholders identified a number of policy and procedural barriers to fair housing, and, developing affordable housing in particular. The development process is made difficult in Austin by a number of city ordinances passed within the last two years, site development costs, inconsistent neighborhood zoning, a city approval process that is not streamlined and a lack of multifamily zoning.

Affordability

Stakeholders and affordable housing developers alike identified affordability as an impediment to fair housing. As a result, stakeholders said affordable housing stock is limited for those who need it, which means that many low income individuals may be living in substandard housing or tolerating discriminatory situations, such as apartments with little to no accessibility, for fear of not finding another affordable unit.

Actions it planned to remove or ameliorate the negative effects of public policies that serve as barriers to affordable housing such as land use controls, tax policies affecting land, zoning ordinances, building codes, fees and charges, growth limitations, and policies affecting the return on residential investment

On June 15, 2012, the City Council voted unanimously to adopt Imagine Austin, the City's comprehensive plan for Austin's future. NHCD is lead in implementing the Household Affordability Priority Program which contains a number of short- and long-term implementation steps focusing on addressing barriers to affordable housing.

In addition, another Imagine Austin Priority Program focuses on revising Austin's development regulations and processes to promote a compact and connected city. As a key step in implementing this priority program, the City of Austin is beginning a long-term project where the City's Land Development Code - an over 800-page document that regulates new development will be holistically revised for the first time since 1984, ensuring the code is consistent with the Imagine Austin Plan. A number of elements in the code can increase the cost of development and create barriers to realizing the community's shared vision for household affordability in Austin. NHCD is closely working with PDR and private consultants to address these concerns as the code is revised.

SMART Housing™

The City Council adopted the SMART Housing™ Ordinance in April 2000 to encourage the development of reasonably priced, mixed-income housing units that meet accessibility standards. The SMART Housing™ Ordinance ensures that new homes are Safe, Mixed-Income, Accessible, Reasonably Priced, and Transit-Oriented and meet the City's Green Building minimum-energy efficiency rating. All multi-family developments must comply with federal, state and local accessibility standards, and at least 10 percent of the multi-family housing units must be accessible. Developments that meet these and other prerequisites are given expedited review under the City's development process and reductions waivers for certain development and construction fees. SMART Housing™ provides a method to achieve neighborhood support for housing that serves low- and moderate-income residents by requiring applicants to meet with neighborhood organizations prior to filing an application for a zoning change. In addition, downtown developments may receive a density bonus without a zoning change by providing a percentage of affordable housing units or pay a fee-in-lieu to fund affordable housing in or near the downtown area.

Affordability Impact Statements

Chapter 25-1, Article 15 of the City of Austin's SMART Housing™ Ordinance requires an Affordability Impact Statement (AIS) on proposed ordinances, rules or processes that could impact housing affordability. As part of the SMART Housing™ Ordinance, staff prepares an AIS for all proposed city code amendments, ordinances and other proposed changes to identify any potential impacts on housing affordability. This analysis ensures that the City Council and the community are informed on an amendment's potential impact on housing affordability. To date, the City of Austin has issued more than 150 Affordability Impact Statements (AIS).

Discussion

Below is a summary of the actions identified in the AI to affirmatively further fair housing choices and overcome the effects of the impediments listed previously:

Recommended Action #1: Raise the visibility and resolution process of fair housing.

Recommended Action #2: Conduct targeted education and programming in minority neighborhoods.

Recommended Action #3: Continue leading affordable housing development efforts.

Recommended Action #4: Continue educating the public about fair housing involving neighborhood groups.

The City of Austin addresses these actions through the following activities:

City of Austin Fair Housing Office and the Neighborhood Housing and Community Development (NHCD) Office Collaboration

The City of Austin's Fair Housing Office and the Neighborhood Housing and Community Development (NHCD) Office partner to raise the visibility and resolution process of fair housing. In FY 2011, the Fair Housing Office elevated the visibility of its office, fair housing resources, and customer service for residents, by relocating its office to East 11th Street. The relocation of its offices to a more centralized area has brought the agency in closer proximity to NHCD and is more easily accessible to low-income residents. In order to raise online visibility and improve the City's resolution process to fair housing complaints, the Fair Housing Office maintains an informational web site (www.austintexas.gov/department/equal-employment-and-fair-housing-office). In addition, the Fair Housing Office and NHCD require staff to attend annual trainings, seminars, and conferences to receive education about federal and local fair housing regulations and initiatives.

Tenants' Rights Assistance

The City continues its investment in ATC to support fair housing initiatives. A recipient of HUD's Fair Housing Initiative Program (FHIP) funds, the Austin Tenants' Council provides tenant-landlord fair housing education/outreach, counseling, documentation, and investigation of housing discrimination complaints. The agency also provides advice about remedies under fair housing laws and coordinates legal services to assist victims of housing discrimination. ATC carries out testing and enforcement activities to prevent or eliminate discriminatory housing practices.

Housing Smarts Housing Counseling

The City of Austin through the Austin Housing Finance Corporation (AHFC) currently offers Housing Smarts, a housing counseling program that provides financial literacy skills, lending education, homebuyer education and foreclosure prevention, available in targeted locations and neighborhoods. In addition, the City contracts with two non-profit organizations to further financial literacy related to foreclosure prevention and offer the Housing Smarts program in Spanish. In addition, the City of Austin discourages predatory lending and requires that all households participating in the Down Payment Assistance Program secure a fixed-rate mortgage at prevailing interest rates.

Affordable Housing Development and Siting

Through the Acquisition and Development (A&D) and Rental Housing and Development Assistance (RHDA) programs, the City creates affordable housing in addressing its core values: deeper levels of affordability, units that will remain affordable over long-term, and affordable housing that is

geographically dispersed throughout the City. City Council Resolution No. 20111215-058 (Dec. 2011) directed the City Manager to work with stakeholders to make recommendations regarding the siting of affordable housing throughout the city. The Affordable Housing Siting Policy Working Group offered recommendations to the City of Austin Community Development Commission (CDC) in 2012. The City of Austin will continue to examine potential affordable housing siting approaches in FY 2013-14 as a part of the FY 2014-19 Consolidated Planning process.

AP-85 Other Actions – 91.220(k)

Introduction

Federal regulations require that Participating Jurisdictions (PJs) include in their annual Action Plans how they will use HUD grant funds in conjunction with other HUD funding and local resources in order to improve the lives of low- and moderate-income households. Federally mandated guidelines are outlined below, along with a brief description of a best practice or an initiative underway or planned to begin in FY 2013-14 to meet the specific directive.

Actions planned to address obstacles to meeting underserved needs

Affordable housing remains an underserved need with the City of Austin. The Comprehensive Housing Market Study (2009) showed a gap of 37,600 units of affordable housing units for renters. To assist in closing that gap, the City will continue to prioritize resources to affordable housing projects. Through the City of Austin's Acquisition and Development (A&D) and Rental Housing Development Assistance (RHDA) programs, NHCD has partnered with various lenders and non-profit and for-profit developers to increase and preserve the supply of affordable rental and homeownership opportunities that will benefit low- and moderate- income households.

Actions planned to foster and maintain affordable housing

Expand Alternate Funding Sources

NHCD continues to strategically seek opportunities to increase and expand funding sources in an effort to foster and maintain affordable housing. NHCD's programs and services rely on federal and local funding sources to deliver many of the activities in response to community priorities. The City of Austin is considering strategic alternatives to increasing local revenues as a result of Proposition 15 not approved by Austin voters in November 2012. The proposition would have provided \$78 million in General Obligation bonds for affordable housing initiatives to help create, preserve, and retain renter and ownership opportunities throughout the community. NHCD is working closely with the City Manager's Office and the Finance and Administration Department to plan how the department will operate for a long-term with a sustained funding strategy in the future. This includes ongoing actions the department will take to address its No. 1 Horizon Issue, which is to diversify its revenue to increase and promote opportunities for Austin's low-income community. These discussions also will include an evaluation as to where and how the department will invest federal funding, including competing federal dollars that have previously been designated to sub-recipients.

NHCD identified the Demand for Services & Limited Funding as a horizon issue for FY 2013-14. To address this horizon issue, NHCD will continue its pursuit of competitive and non-competitive, federal and state grant opportunities in an effort to increase its financial capacity to address the needs of low-income residents.

Create and Retain Affordable Housing

Through the City of Austin's Acquisition and Development (A&D) and Rental Housing Development Assistance (RHDA) programs, NHCD has partnered with various lenders and non-profit and for-profit developers to increase and preserve the supply of affordable rental and homeownership opportunities that will benefit low- and moderate-income households.

Community Housing Development Organizations (CHDOs)

Community Housing Development Organizations (CHDOs) are non-profit housing providers whose organizational mission includes the development of affordable housing for low- and moderate-income households. The City is able to work closely with CHDOs to help them meet their housing development goals by coordinating with the CHDO Roundtable, an organization comprised of local, non-profit affordable housing providers. The City meets with the CHDO Roundtable to discuss policy matters and provides CHDO Operating Expenses Grants to help increase organizational capacity. NHCD will continue to work closely and support CHDOs in FY 2013-14 to increase opportunities that will foster and maintain affordable housing.

Home Repair Activities

Home Repair activities are a high priority for the City of Austin. These activities make units more accessible by alleviating life-threatening living conditions and health and safety hazards for low- and moderate-income homeowners. NHCD administers the following home repair programs: Architectural Barrier Removal (ABR) - Rental and Owner, Emergency Home Repair (EHR), Homeowner Rehabilitation Loan Program (HRLP), and the G.O. Repair! Program. In addition, NHCD collaborates with Austin Energy (AE), Austin Water Utility (AWU) and the City's Code Compliance department to offer comprehensive services promoting healthier homes.

Actions planned to reduce lead-based paint hazards

HUD's office of Healthy Homes awarded a \$2.5M Lead Hazard Reduction Demonstration Grant to the City of Austin in the October 2011. The lead hazard demonstration grant provides services for 150 eligible households for the three-year grant period targeting homeowners and renters earning at or below 80 percent of MFI with children under the age of six and living in homes built prior to 1978. HUD's office of Healthy Homes awarded a \$2.5M Lead Hazard Control/Healthy Homes Grant to the City of Austin in May 2013. The Lead Hazard Control/Healthy Homes Grant provides services for 138 eligible households for the three-year grant period targeting homeowners and renters earning at or below 80 percent of MFI with children under the age of six and living in homes built prior to 1978.

Actions planned to reduce the number of poverty-level families

All programs administered by the City of Austin aim to address critical needs through housing, community development, and public services to benefit eligible residents so they can increase their opportunities for self-sufficiency which includes persons in poverty. HOPWA, ESG, and CDBG activities in particular assist households that fall under the special populations category outlined in the FY 2009-14 Consolidated Plan.

Housing Opportunities for People with AIDS (HOPWA) Activities

The Austin/Travis County Health and Human Services Department (HHSD) administers all HOPWA activities for the City of Austin. These programs provide housing assistance for income-eligible persons living with HIV/AIDS and their families. The goals of these programs are to prevent homelessness and to support independent, self-sufficient living among persons living with HIV/AIDS. The services ensure clients have improved access to primary medical care and other supportive services.

Emergency Solutions Grant (ESG) Activities

The Austin/Travis County Health and Human Services Department (HHSD) administers all ESG activities for the City of Austin. These programs are designed to be the first step in a continuum of assistance to help clients quickly regain stability in permanent housing after experiencing a housing crisis and/or homelessness. ESG can also assist with the operational costs of the shelter facility, and for the administration of the grant.

Public Service Activities

The Austin/Travis County Health and Human Services Department (HHSD) and NHCD administer the public services contracts funding with CDBG funds. Public services offer supportive services to households with gross incomes less than 200 percent of Federal Poverty Guidelines. Childcare Services provides child care vouchers for homeless and near-homeless families and direct child care services for teen parents who are attending school. Youth Services provides access to holistic, wraparound services and support to youth designated as at-risk and their families. Senior Services offers services that prevent and protect seniors in becoming victims of abuse, neglect, and/or financial exploitation. Austin Tenants' Council educates tenants on what their rights are and how to ensure landlords make the proper repairs to ensure safe, decent and sanitary housing is sustained.

Actions planned to develop institutional structure

City of Austin - Interdepartmental Coordination

NHCD administers housing, community and economic development, programs which require interdepartmental coordination. Many City of Austin departments coordinate efforts to provide program services and projects outlined in the annual Action Plan.

The City of Austin contracts with the Austin Housing Finance Corporation (AHFC) to develop affordable rental and homeownership opportunities and housing rehabilitation of owner-occupied homes. HHSD provides support to Austin residents living with HIV/AIDS and their families through the use of HOPWA grant funds. HHSD also provides assistance to help clients quickly regain stability in permanent housing after experiencing a housing crisis and/or homelessness using Emergency Solutions Grant (ESG) funds. HHSD and NHCD jointly administer several public service programs. The Economic Growth and Redevelopment Services Office (EGRSO) will foster small business expansions in low- and moderate-income neighborhoods to stimulate job creation through the Family Business Loan Program (FBLP). Numerous non-federally funded housing programs and activities offered by NHCD rely on the coordination of other City departments including: Austin Energy, Austin Water Utility, Budget Office, City Manager's Office, Code Compliance Department, Contract and Land Management Department, Government Relations, HHSD, Law Department, Office of Sustainability, Parks and Recreation Department, Planning and Development Review Department (PDR), Public Works, Solid Waste Services, and Watershed Protection Review.

Below are initiatives and programs that require interdepartmental coordination and will be underway in FY 2013-14:

Development Incentive Programs

The following regulating activities provide incentives for the inclusion of affordable housing or community/economic development.

- o East 11th & 12th Streets Revitalization,
- o Coordination with multiple departments on Imagine Austin Comprehensive Plan, Household Affordability Priority Program and implementation,

Redevelopment of Publicly-Owned Land

- o Colony Park Sustainable Communities Initiative,
- o Agreements between the City of Austin and developers including affordable housing as a community benefit

Home Repair and Other Initiatives

- o Coordination with Austin Energy (AE) to administer the Holly Good Neighbor Program,
- o Coordination with Austin Water Utility (AWU) to administer the private lateral Program,
- o Collaboration with Code Compliance utilizing a referral system to identify and address homes needing substantial and costly repairs, and
- o Coordination with Austin/Travis County Health and Human Services Department (HHSD), Ending Community Homelessness Coalition (ECHO) and other key agencies for activities supporting the Community Plan to End Homelessness.

Actions planned to enhance coordination between public and private housing and social service agencies

NHCD will continue to work closely with the following organizations to overcome gaps and enhance coordination efforts: African American Resource Advisory Commission (AARAC), Community Development Commission (CDC), Community Action Network (CAN), Community Housing Development Organizations (CHDOs), Ending Community Homelessness Coalition (ECHO), Housing Authority of the City of Austin (HACA), Housing Authority of Travis County (HATC), HousingWorks, the Urban Renewal Agency as well as other key stakeholders and organizations. NHCD will also remain engaged with housing finance agencies, the National Association of Local Housing Finance Agencies (NALHFA) and the Texas Association of Local Housing Finance Agency (TALHFA), to connect with other agencies whose missions address critical housing needs.

In FY 2013-14, NHCD will continue to participate in the Opportunity Mapping: 2013-14 Steering Committee, which is comprised of representatives from Ohio State University's Kirwan Institute, City of Austin, Travis County, and local and regional planning agencies to determine key indicators the Kirwan Institute will utilize to update the current regional Opportunity Map. Opportunity mapping is a research tool used to understand the dynamics of opportunity within geographic areas. The purpose of opportunity mapping is to illustrate where opportunity-rich communities exist (and assess who has access to these communities) and to focus on areas of need in underserved or opportunity-poor communities. Key indicators include: areas with sustainable employment, high performing schools, access to high-quality healthcare, adequate transportation, quality child care, safe neighborhoods, and institutions that facilitate civic and political engagement. As NHCD moves forward in implementing a geographic dispersion/siting policy ensuring affordable housing in all parts of Austin, staff anticipates utilizing the Kirwan Opportunity Map to further the City's housing and community development goals.

Discussion

Section 108 Loan Guarantee/Family Business Loan Program (FBLP)

City of Austin
FY 2013-14 Annual Action Plan

67

Family Business Loan Program's (FBLP) purpose is to make low-interest loans to qualified Austin small business owners who are ready to expand their business and create jobs. The FBLP is a public-private partnership between the City of Austin, U.S. Small Business Administration (SBA) certified community lenders, and private banks. The City's portion of the funding is provided by a U.S. Department of Housing and Urban Development (HUD) Section 108 loan guarantee.

During FY2012, the Economic Growth and Redevelopment Services Office (EGRSO) developed the FBLP program guidelines, and the guidelines were approved by HUD, the Texas Attorney General's Office, and the Austin City Council. The Austin City Council and Texas Attorney General's Office also approved acceptance of a \$3 million Section 108 HUD loan guarantee to provide funding for the FBLP.

EGRSO made extensive efforts to inform businesses about the FBLP during FY2012. EGRSO staff has met with individual business owners and presentations were made to the Greater Austin Hispanic Chamber of Commerce, the Capital City African American Chamber of Commerce, and the Austin Gay and Lesbian Chamber of Commerce. FBLP presentations were also made to the City of Austin's Community Development Commission, the African American Resource Commission, and to eleven neighborhood and community associations that represent East Austin.

EGRSO has so far identified five potential FBLP loans. EGRSO received Council approval for the first FBLP loan in May 2013, which will create 12 new low- to moderate-income jobs within five years in the Saltillo neighborhood. EGRSO anticipates approving a loan that will create 33 new low- to moderate-income jobs within five years in the Saltillo neighborhood in 2013.

Program Specific Requirements

AP-90 Program Specific Requirements – 91.220(I)(1,2,4)

Introduction

The following information is being included in response to the Annual Action Plan Review Checklist that has been provided by HUD. Additional program related information can be found in *Appendix III*.

Monitoring

The goal of the City of Austin's monitoring process is to assess subrecipient/contractor performance in the areas of program, financial and administrative compliance with applicable federal, state and municipal regulations and current program guidelines. The City of Austin's monitoring plan consists of active contract monitoring and long-term monitoring for closed projects. For more information including a copy of the City of Austin's Monitoring Plan please see *Appendix III-C*.

20% CDBG Administrative Cap

CDBG Entitlement: \$7,185,072

CDBG Administrative Expense: \$1,437,014 = 19.99%

15% CDBG Public Service Cap

CDBG Entitlement: \$7,185,072

Public Service Expense: \$836,180 = 11.64%

10% HOME Administrative Cap

HOME Entitlement: \$2,527,120

HOME Administrative Expense: \$252,712 = 10.00%

15% CHDO Set Aside

HOME Entitlement: \$2,527,120

CHDO Set Aside: \$379,068 = 15.00%

3% HOPWA Administrative Cap

HOPWA Entitlement: \$1,048,348

HOPWA Administrative Expense: \$31,450 = 2.99%

HOPWA

Selection of Project Sponsors

The Austin/Travis County Health and Human Services Department (HHSD) has contracted with two agencies, AIDS Services of Austin (ASA) and Project Transitions (PT) since 1995. These two agencies have been the sole respondents to Notifications of Funding Availability (NOFA) for HOPWA services. They also were selected to provide these services via a Request for Applications (RFA) process in August of 2002 and have been the designated subrecipients for these services. These agencies carry out activities independently or collaboratively with other housing case management providers in the area and have a history of satisfactory service performance and delivery.

Community Development Block Grant Program (CDBG)

Reference 24 CFR 91.220(l)(1)

Projects planned with all CDBG funds expected to be available during the year are identified in the Projects Table. The following identifies program income that is available for use that is included in projects to be carried out.

- | | |
|--|----------|
| 1. The total amount of program income that will have been received before the start of the next program year and that has not yet been reprogrammed | 0 |
| 2. The amount of proceeds from section 108 loan guarantees that will be used during the year to address the priority needs and specific objectives identified in the grantee's strategic plan. | 0 |
| 3. The amount of surplus funds from urban renewal settlements | 0 |
| 4. The amount of any grant funds returned to the line of credit for which the planned use has not been included in a prior statement or plan | 0 |
| 5. The amount of income from float-funded activities | 0 |
| Total Program Income: | 0 |

Other CDBG Requirements

- | | |
|---|--------|
| 1. The amount of urgent need activities | 0 |
| 2. The estimated percentage of CDBG funds that will be used for activities that benefit persons of low and moderate income. Overall Benefit - A consecutive period of one, two or three years may be used to determine that a minimum overall benefit of 70% of CDBG funds is used to benefit persons of low and moderate income. Specify the years covered that include this Annual Action Plan. | 75.00% |

HOME Investment Partnership Program (HOME)

Reference 24 CFR 91.220(l)(2)

1. **A description of other forms of investment being used beyond those identified in Section 92.205 is as follows:**
The City does not anticipate utilizing any other forms of investment beyond those identified in Section 92.205.
2. **A description of the guidelines that will be used for resale or recapture of HOME funds when used for homebuyer activities as required in 92.254, is as follows:**
To view the City's Resale and Recapture Policy, please see *Appendix II*.
3. **A description of the guidelines for resale or recapture that ensures the affordability of units acquired with HOME funds? See 24 CFR 92.254(a)(4) are as follows:**
Cities receiving HOME funds are required to comply with a designated affordability period. The affordability period of any project is contingent upon the amount per unit subsidy received and may be five, ten, or fifteen years long. Participating Jurisdictions are required to utilize the recapture or resale provisions to ensure continued affordability and the wise stewardship of federal funds. The following NHCD programs use HOME funds to assist homebuyers, developers, or homeowners; thus, recapture and resale provisions are incorporated in its program guidelines: Down Payment

Assistance (DPA), Homeowner Rehabilitation Loan Program (HRLP), and the Acquisition and Development (A&D).

Resale

In cases where HOME funding was provided to the developer but not directly to the homebuyer, the resale method is used. The affordability period is enforced through a Restrictive Covenant signed by the homebuyer at closing and is recorded in the County Clerk's Official Public Records. The Restrictive Covenant spells out the length of the affordability period and the specific resale requirements that would have to be satisfied should the owner wish to sell the property prior to the end of the affordability period. Both recapture and resale options have distinct advantages; the decision of which option to use is a matter of weighing factors such as trends in the marketplace, the availability of homeownership opportunities for lower-income households in the community, and the homebuyer program's local objectives.

Recapture

Under a recapture provision, the HOME financial assistance generally must be repaid. This option allows the seller to sell to any willing buyer at any price; PJs can decide what proportion of net proceeds from sale, if any, will go to the homebuyer and what proceeds will go to the PJ. Once the HOME funds are repaid, the property is no longer subject to any HOME restrictions. The funds may then be used for any other HOME-eligible activity. The City's Resale/Recapture Policy can be found in *Appendix III-A*.

- 4. Plans for using HOME funds to refinance existing debt secured by multifamily housing that is rehabilitated with HOME funds along with a description of the refinancing guidelines required that will be used under 24 CFR 92.206(b), are as follows:**

The City has no plans to utilize HOME funds to refinance existing debt secured by multifamily housing rehabilitated with HOME funds.

Emergency Solutions Grant (ESG)

Reference 91.220(l)(4)

- 1. Include written standards for providing ESG assistance (may include as attachment)**

To view the City's ESG program standards, please see *Appendix III-B*.

- 2. If the Continuum of Care has established centralized or coordinated assessment system that meets HUD requirements, describe that centralized or coordinated assessment system.**

The Continuum of Care, through the Ending Community Homelessness Coalition (ECHO), is in the community assessment and planning stages for a coordinated assessment system.

In 2012, HUD awarded ECHO with Technical Assistance (TA) funding, and ECHO is working with Corporation for Supportive Housing (CSH) to help create a coordinated assessment process. There is an agreement with CSH and a Coordinated Assessment Steering Committee (CASC) has been selected to oversee the process comprised of local service providers, funders and other community partners. Work began in January 2013 with a target completion date of December 2013.

Throughout 2012, work was done to prepare for the TA, including an assessment of all intake forms used by CoC organizations & discussions with providers about the opportunities & concerns created by coordinated assessment. ECHO leadership has reviewed best practices and is communicating with providers about potential improvements. ECHO and the City of Austin have also begun discussions about creating a more robust role in ESG coordination. Currently, the City uses the Homeless Management Information System (HMIS) data to monitor ESG projects and shares the results of its funding decisions with ECHO. In 2012, ECHO was included as a sub-recipient of City ESG funding to improve HMIS and both parties have committed to identify clear roles, and further integrate ECHO into the ESG coordination process.

The CASC has met numerous times to understand the current system, opportunities for improvement and options for including a coordinated process for access, assessment and assignment of people needing housing stability. The Committee is moving towards a framework for discussion with decisions in mind that involve:

- Multiple but limited front doors into the system, at which
 - An independent team of experienced problem solvers administer a common assessment tool that determines the appropriate, minimum intervention need for housing stability.
- Another team will work to maximize resources by specializing functions in two areas, housing placements and case management

Work to date has included the following discussions:

Prioritizing Access to PSH

- May 15 PSH experts from Salt Lake City and Philadelphia discussed their programs and challenges. Phone Call: Michelle Flynn, Associate Executive Director at The Road Home (SLC), Melanie Zamora, Director of Housing Programs at The Road Home (SLC), Marcella Maguire, Director of DBH Homeless Services at City of Philadelphia

Rapid Rehousing Meetings

- April 17 Best Practices and Local implementation
- May 17 RRH Webinar - Compiling a list of resources and program requirements, benefits and limitations, identifying ways to best use these resources to divert and rehouse people at risk or already experiencing homelessness.
- May 20 Phone Call, Speakers: Michelle Flynn, Associate Executive Director at The Road Home (SLC) and Marge Wherley (Hennepin County, MN) discussing innovative HPRP ideas and ways to continue their program by braiding together a variety of Federal, state, and local funding sources.
- UT School of Social Work graduate students—project to help line up funding sources to streamline and maximize funding costs related to housing interventions

Funders Meeting

- April 18 With the City of Austin & Travis County

Integrated System of Care Steering Committee Meetings

- March 21
- April 19

- June 12

Other Meetings

- June 18 The use of data and HMIS with Coordinated Assessment
- June 28 Housing Specialists –debrief
- June 28 CASC

3. Identify the process for making sub-awards and describe how the ESG allocation available to private nonprofit organizations (including community and faith-based organizations).

In 2012, the City of Austin HHSD competed the funding for the Rapid Rehousing program through a Request for Applications process. There was one applicant, Front Steps, and the agency received the award for the Rapid Rehousing Coordinator and direct financial assistance.

See table below for details on all programs:

<u>Agency</u>	<u>Program</u>	<u>Renewal or Competitive Process?</u>
Front Steps	Shelter Operations: ARCH	Renewal
Front Steps	Rapid Rehousing	Renewal/Completed in 2012
HHSD Communicable Disease Unit	Rapid Rehousing	Renewal
Downtown Community Court	Rapid Rehousing	Renewal/Part of Substantial Amendment from Second Allocation 2012
HHSD Administration	Administration	N/A

4. If the jurisdiction is unable to meet the homeless participation requirement in 24 CFR 576.405(a), the jurisdiction must specify its plan for reaching out to and consulting with homeless or formerly homeless individuals in considering policies and funding decisions regarding facilities and services funded under ESG.

HHSD works with the Ending Community Homelessness Coalition (ECHO) to develop the ESG program and ECHO has persons who are homeless or formerly homeless as members.

5. Describe performance standards for evaluating ESG.

All City of Austin homeless contracts have the following performance measures:

- Number of unduplicated clients served.
- Number of households provided homeless services that transition from homelessness into housing.

In addition, all ESG recipients must provide demographic information to reflect the IDIS report screens. In the future, the City of Austin is considering how to include measures that are a part of the HUD Annual Performance Reports (APR).

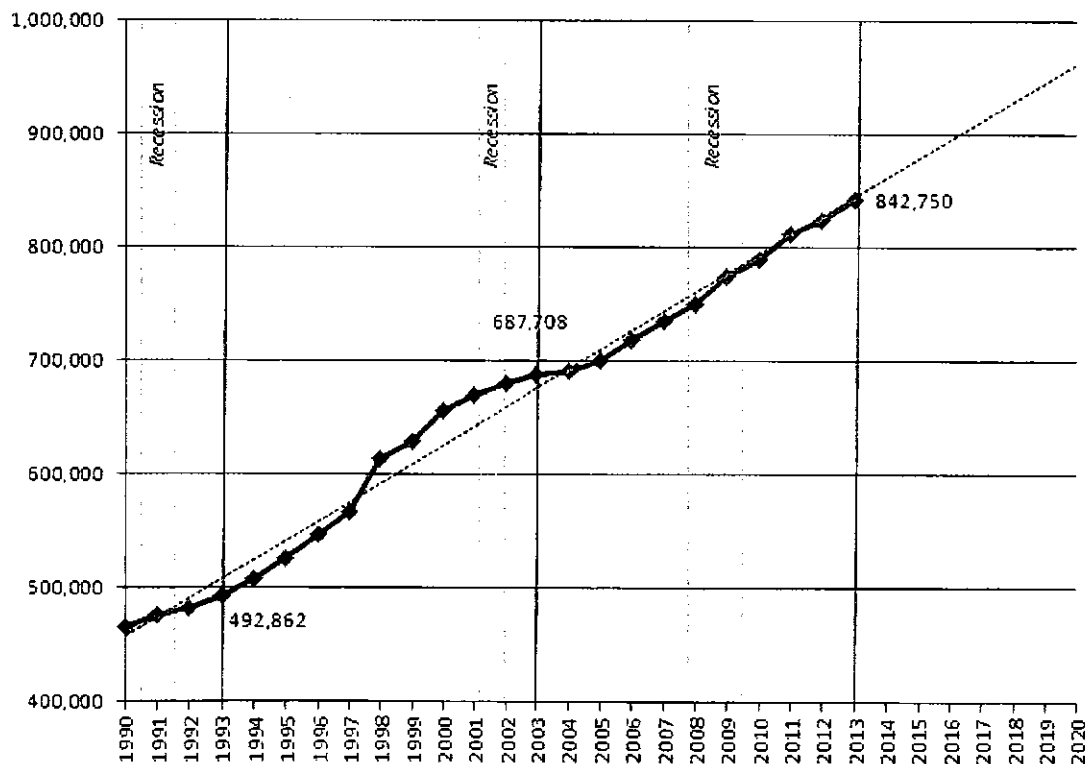
Appendix I: Community Needs Assessment and
Public Comments

FY 2013-2014 Action Plan COMMUNITY NEEDS ASSESSMENT

Austin's Citizen Participation Plan directs NHCD staff to gather community input and statistical data to prepare the draft Action Plan. The Community Needs Assessment Phase of the Action Plan development process includes two public hearings, one before the Community Development Commission, and one before the Austin City Council in which the City receives citizen input on the community's needs and service gaps. This information coupled with current data is critical to establishing priority needs and funding allocations among projects and programs within NHCD's Annual Investment Plan.

I. Population

As illustrated in *Graph 1*, the City of Austin's population has continued to grow at a steady and rapid pace. In 1990, Austin's population was 465,622. As of 2013 it is estimated that 842,750 people now reside in Austin.¹ It is noteworthy that Austin has also maintained its strong population growth, even through the course of national economic recessions.² Population forecasts show Austin's population exceeding one million residents by 2025.³



Graph 1: Austin's Population Growth 1990-2013

Source: U.S. Census Bureau, American Community Survey 1-Year Estimates, 1990-2013

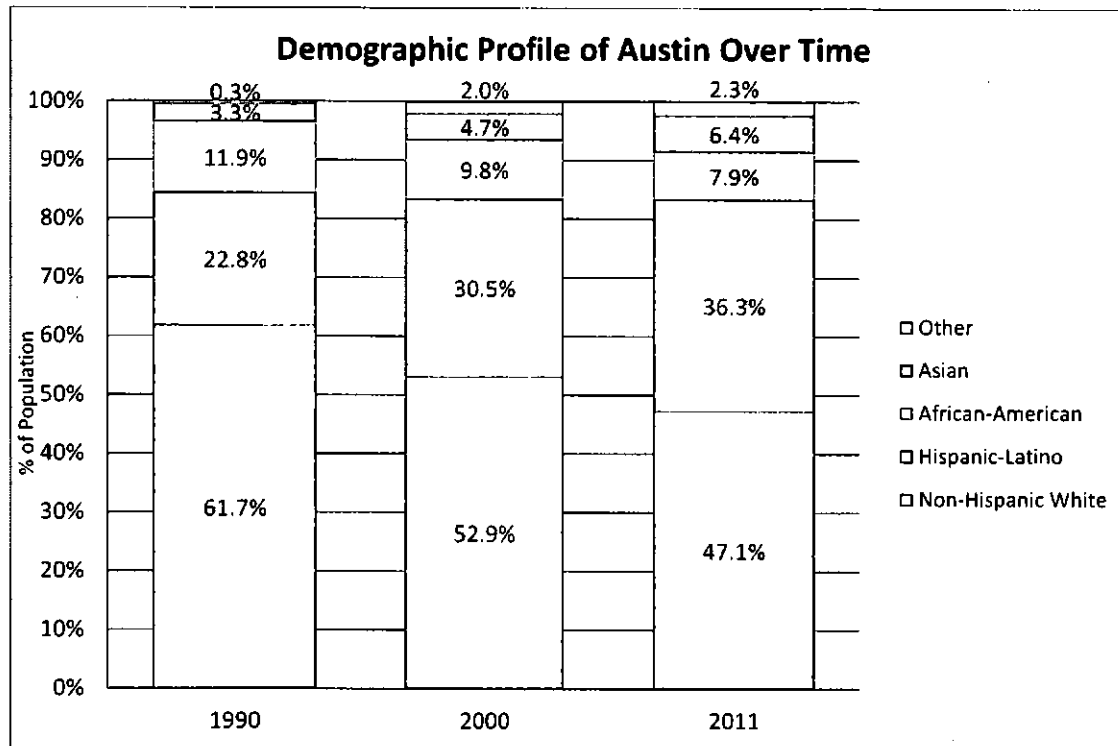
¹ City of Austin Planning and Development Review Department. Demographics: *Population & Land Area Summary, 2013* URL: <http://austintexas.gov/demographics>.

² The National Bureau of Economic Research. U.S. Business Cycle Expansions and Contractions URL: <http://www.nber.org/cycles.html>

³ Robinson, Ryan. City of Austin Planning and Development Review Department. *Austin Area Population Histories and Forecasts* URL: <http://austintexas.gov/demographics>

II. Demographic Trends

As with population, demographically the City of Austin is also changing, as depicted in *Graph 2*. The Anglo (non-Hispanic white) share represents 47.1 percent of the population in 2011, a 14.6 percent decrease from 1990 levels. Meanwhile the Hispanic (Latino) share has steadily increased to 36.3 percent of the population in 2011. The Asian community has also grown considerably in the last ten years. In 1990, the Asian community represented about 3.3 percent of the population - in 2011 this share has grown to 6.4 percent of the population. African Americans comprised about 12 percent of Austin's population in 1990, but the African American percentage has dropped to just under eight percent and is expected to continue to decrease as the city continues to increase in population.⁴ African Americans as well as other demographic groups have migrated to surrounding areas outside the city limits - the suburbs and neighboring communities. The geographical dispersion of affordable housing has also moved into the suburbs as the Austin housing market has become more expensive. This also accounts for the migration of residents to the suburbs.

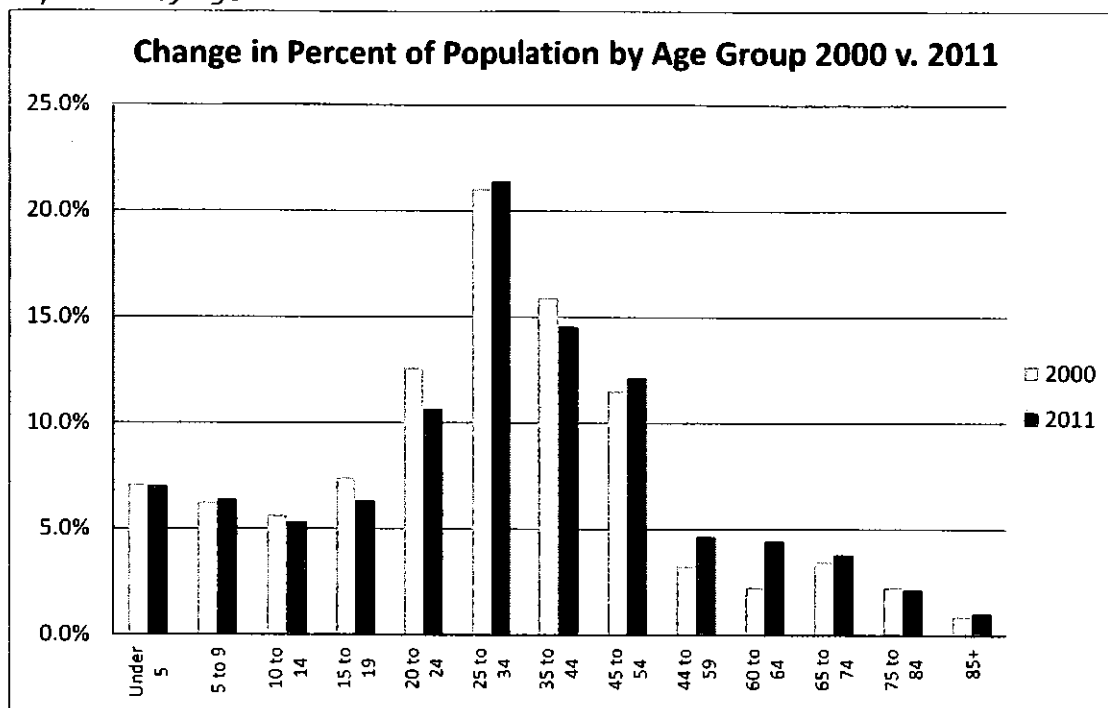


Graph 2: Demographic Profile of Austin over Time

Source: U.S. Census Bureau, American Community Survey 1-Year Estimates, 1990, 2000, and 2011

⁴ U.S. Census Bureau, American Community Survey 1-Year Estimates, 1990, 2000, and 2011 URL: <http://www.census.gov/acs/www/>

Population by Age



Graph 3: Change in Percent of Population by Age Group 2000 v. 2011

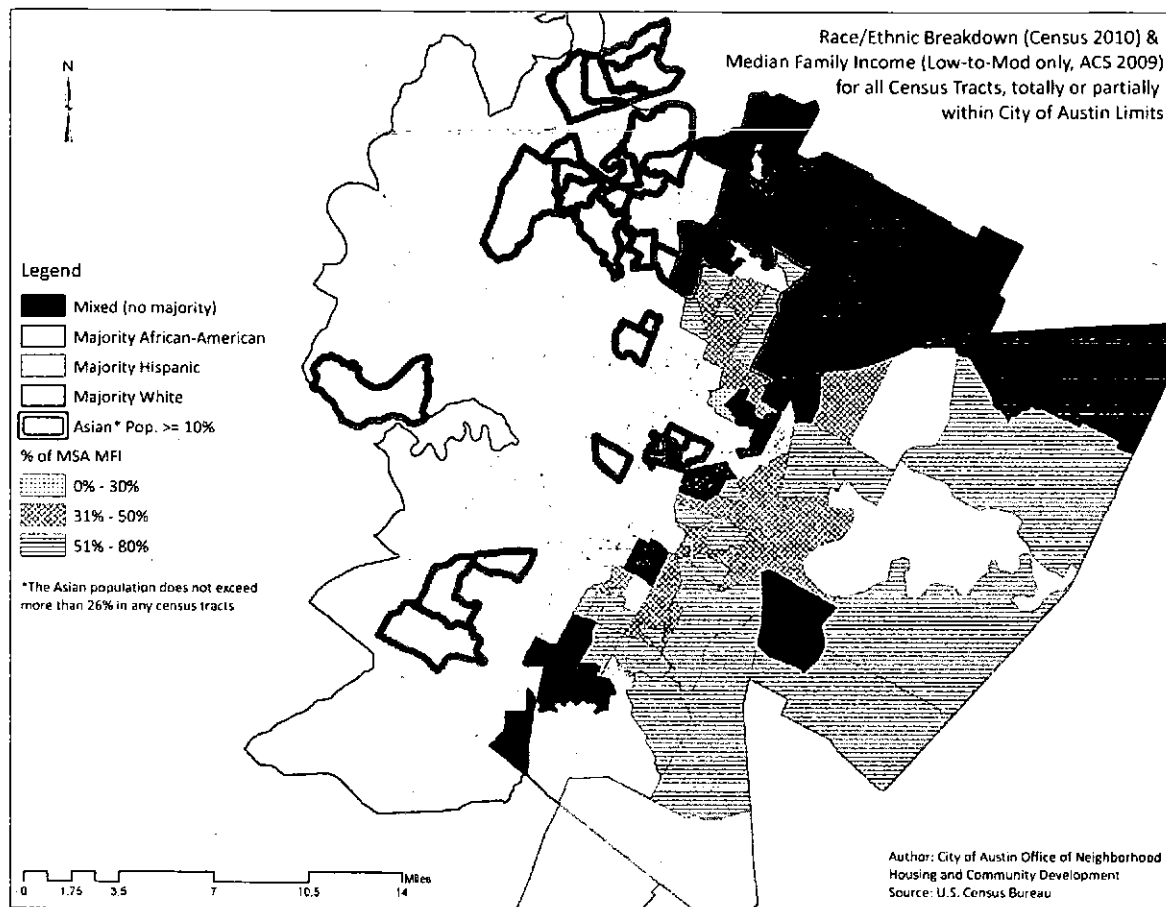
Source: U.S. Census Bureau, American Community Survey 1-Year Estimates, 2000 and 2011

Data indicates that Austin is aging and while some age groups are seeing reductions in the percent of the city population they comprise, others are growing as seen in *Graph 3*. Among age groups between 2000 and 2011, the greatest percent increases were among the 60-64, 44-59, and 45-54 age groups with 2.2 percent, 1.4 percent and 0.6 percent increases, respectively. The greatest percent decreases were among the 20-24, 35-44 and 15-19 age groups with -1.9 percent, -1.4 percent and -1.1 percent decreases, respectively.⁵

Racial and Ethnic Dispersion

The racial and ethnic dispersion throughout the City is illustrated in *Map 1*, which also identifies the concentrations of low- and moderate-income households based on Median Family Income (MFI) for all census tracts, totally or partially within the Austin city limits. The Neighborhood Housing and Community Development (NHCD) Office uses this map to manage the City's CDBG and HOME entitlement grant funding, by mapping proposed projects and funding sources.

⁵ U.S. Census Bureau, American Community Survey 1-Year Estimates, 2000, 2011 URL: <http://www.census.gov/acs/www/>

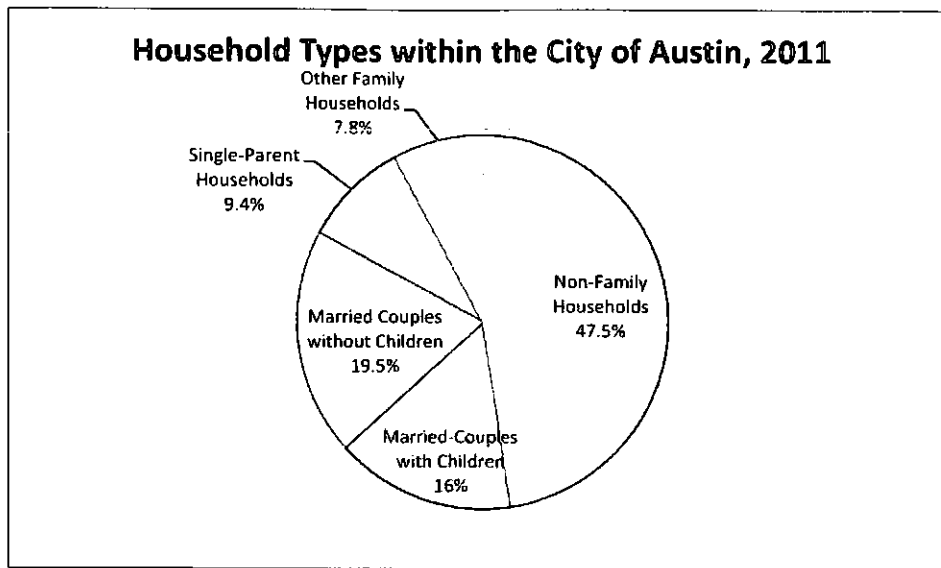


Map 1: Racial, Ethnic and Low- to Moderate Income Concentration by Census Tract
Source: U.S. Census Bureau

Household Types

47.5 percent of Austin households are considered non-family households. These are persons living together that are un-related - for instance, they may be un-related roommates or other persons who reside together but are not related by blood or marriage. Austin's large student population contributes to the non-family household share. The remaining 52.5 percent of Austin's households are comprised of: married couples without children (19.5 percent); married couples with children (16 percent); single parents (9.4 percent) and; 7.8 percent are categorized as other family households.⁶ The breakdown of household types in Austin is illustrated in *Graph 4*.

⁶ U.S. Census Bureau, American Community Survey 1-Year Estimates, 2011 URL: <http://www.census.gov/acs/www/>

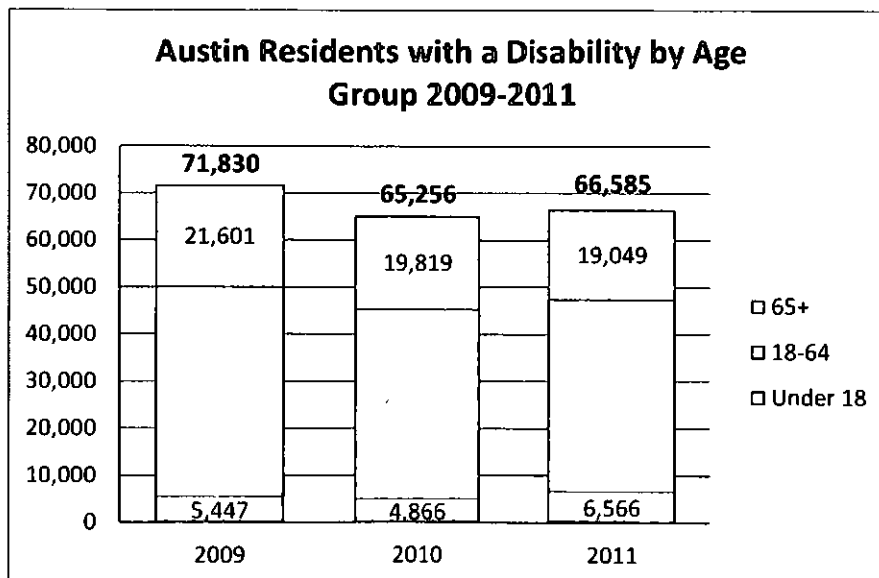


Graph 4: Household Types within the City of Austin, 2011

Source: U.S. Census Bureau, American Community Survey 1-Year Estimates, 2011

Persons with Disabilities

Data indicates there were 66,585 persons living with disabilities within the City of Austin in 2011. This is a 7.3 percent decrease from two years ago. As illustrated in *Graph 5* the breakdown by age reveals decreases in both the 65 and older demographic as well the 18-64 age groups over the two year period. Meanwhile, the population of those under 18 years old with disabilities has increased by 20.5 percent over the same period.⁷



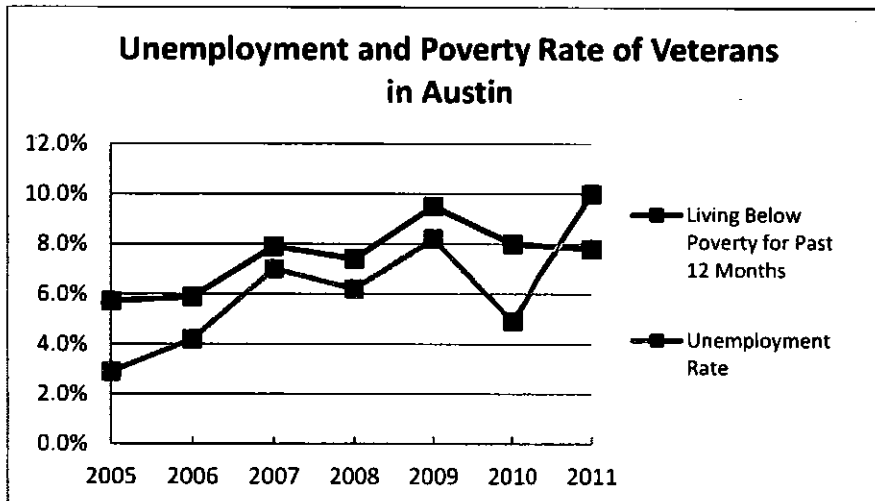
Graph 5: Austin Residents with a Disability by Age Group, 2009-2011

Source: U.S. Census Bureau, American Community Survey 1-Year Estimates, 2009-2011

⁷ U.S. Census Bureau, American Community Survey 1-Year Estimates, 2009-2011 URL: <http://www.census.gov/acs/www/>

Veterans

In 2011, there were 37,717 veterans living within the City of Austin, a 5.8 percent decrease from two years ago. The percentage of veterans within Austin living below the poverty level was stable 8 percent as of 2011, however concurrently there was a jump in unemployment among veterans in Austin as the rate has doubled from 4.9 percent in 2010 to 10.0 percent in 2011 as seen in *Graph 6*.⁸ This is most likely due to the national economic recession, coupled with an increase in military personnel returning from active duty.



Graph 6: Unemployment and Poverty Rate of Veterans in Austin, 2005-2011

Source: U.S. Census Bureau, American Community Survey 1-Year Estimates, 2005-2011

III. Economic Profile

Income – Data Sources

Sources for income data include the U.S. Census Bureau's American Community Survey (ACS) as well as by the U.S. Department of Housing and Urban Development's (HUD) Income Limits documentation system. The ACS defines median household income as including the income of the householder and all other individuals 15 years old and over in the household, whether they are related to the householder or not. Because many households consist of only one person, median household income is usually a smaller value than median family income.

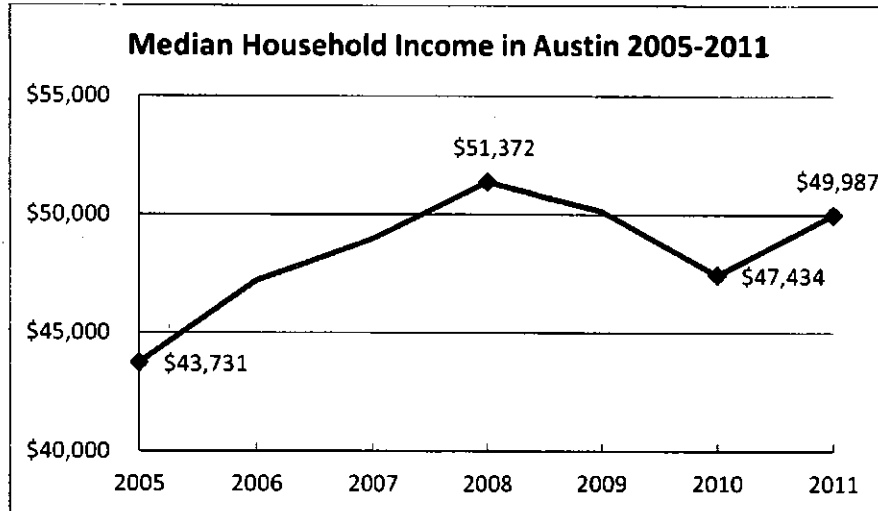
The FY2013 HUD Income Limits Documentation System⁹ is the source of median family income (MFI) data which is an annual estimate utilized by HUD to set income limits for a variety of housing programs. HUD uses the ACS median income as a baseline and then factors in the national consumer price index and other variables to establish an area MFI. Thus, MFI is generally a much higher figure than the median household income or median income figure from the ACS.

Median Household Income

⁸ U.S. Census Bureau, American Community Survey 1-Year Estimates, 2005-2011 URL: <http://www.census.gov/acs/www/>

⁹ U.S. Department of Housing and Urban Development FY2013 Income Limits Documentation System, Median Family Income Calculation Methodology for Austin-Round Rock-San Marcos MSA . URL: http://www.huduser.org/portal/datasets/il/il2013/2013MedCalc.odn?inputname=Austin-Round+Rock-San+Marcos%2C+TX+MSA&area_id=METRO12420M12420&fips=%24fips%24&type=hmf&year=2013&yy=13&stname=%24stname%24&stusps=%24stusps%24&statefp=99&incpath=C%3A\huduser\wwwMain\datasets\il\il2012

The median household income in Austin increased between 2005 through 2008, decreased from 2008 to 2011, and increased 5.4 percent from 2010 to 2011. *Graph 7* reflects the overall change in median household income over the past eight years.



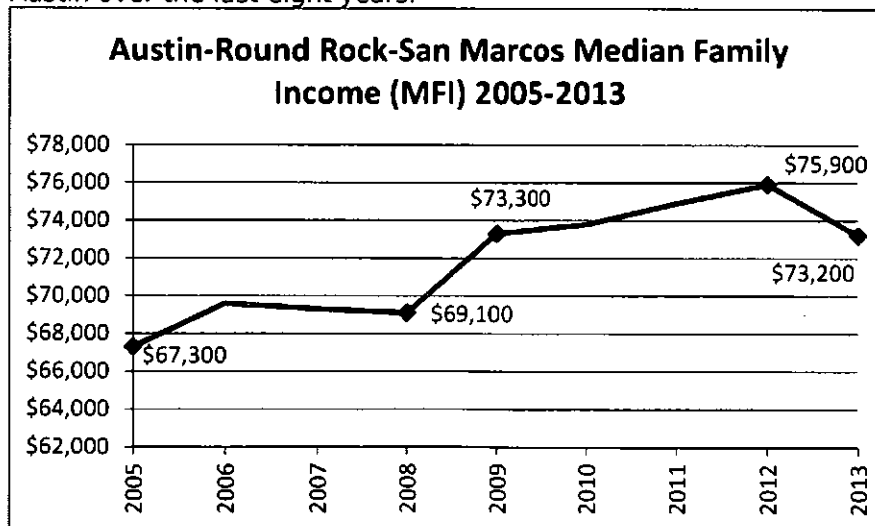
Graph 7: Median Household Income in Austin 2005-2011

Source: U.S. Census Bureau, American Community Survey 1-Year Estimates, 2005-2011

Median Family Income

The trend in median family income, as calculated by HUD, illustrates a slightly different picture over the past eight years, increased by 8.8 percent overall since 2005, although decreasing slightly from 2012 to 2013.

Overall, both *Graph 7* and *Graph 8* help to illustrate that incomes have remained relatively static in Austin over the last eight years.¹¹



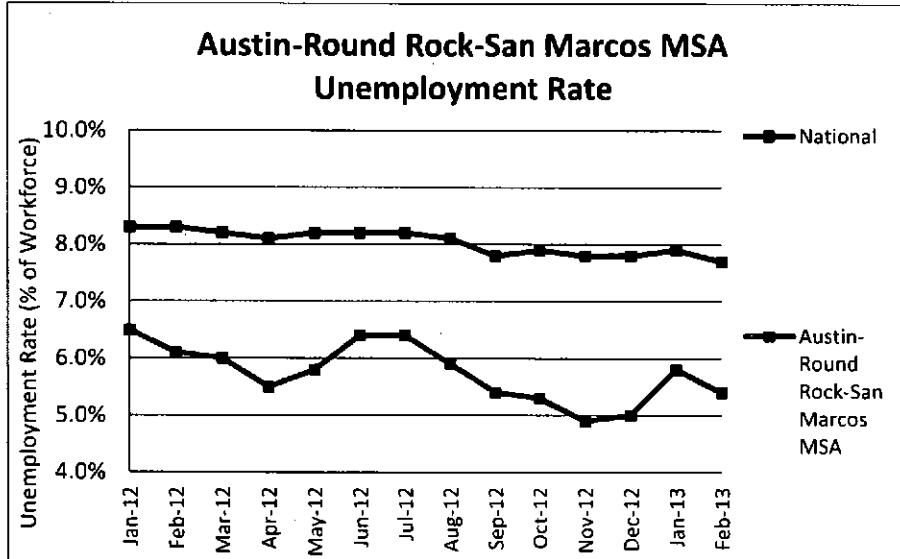
Graph 8: Median Family Income in Austin 2005-2013

Source: U.S. Department of Housing and Urban Development

¹¹ Bureau of Labor Statistics CPI Inflation Calculator URL: www.bls.gov/data/inflation_calculator.htm

Unemployment

The Austin-Round-Rock-San Marcos MSA has had a lower unemployment rate than the nation as a whole for over a year as seen in *Graph 9*. As the national economy continues to improve the City will continue to monitor economic indicators relating to unemployment.

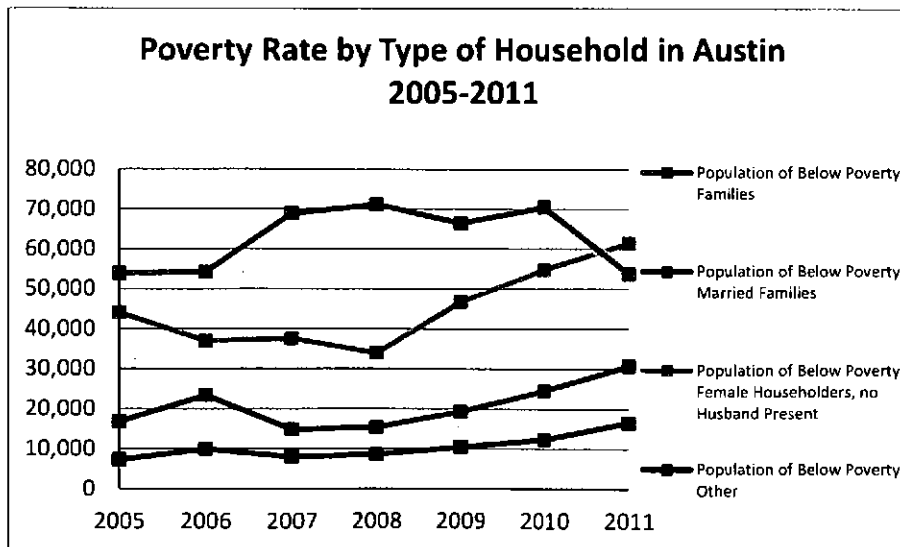


Graph 9: Austin-Round Rock-San Marcos MSA Unemployment Rate

Source: U.S. Bureau of Labor Statistics

Poverty

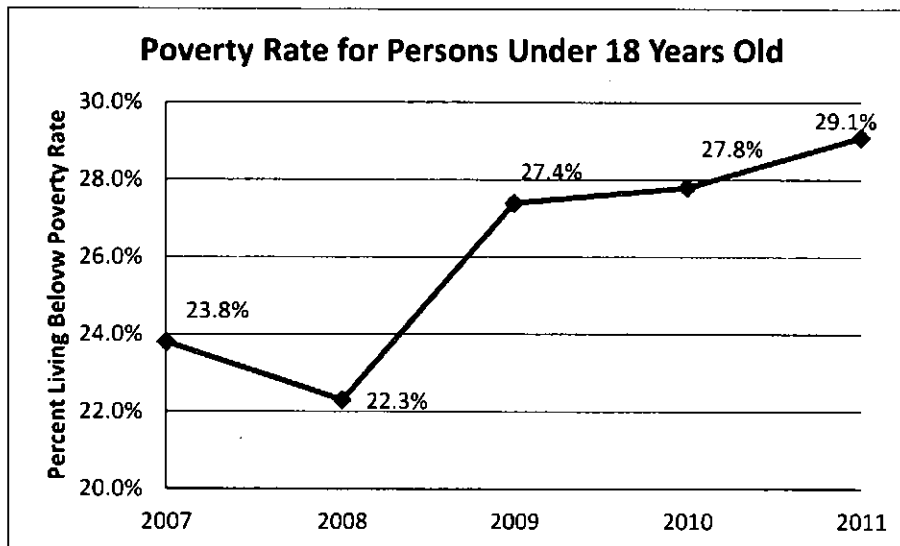
Poverty levels in Austin have steadily increased as illustrated in *Graph 10*. In 2005, the poverty rate for individuals was slightly above 18 percent. Beginning in 2009, the rate began to increase to 18.4 percent in 2009 and 20.8 percent by 2010. It is noteworthy that female householders with no husband present represented the largest driver of this increase. The population comprising this subgroup increased by 81.1 percent from 33,911 in 2008 to 61,421 in 2011.



Graph 10: Poverty Rate by Type of Household in Austin 2005-2011

Source: U.S. Census Bureau, American Community Survey 1-Year Estimates, 2005-2011

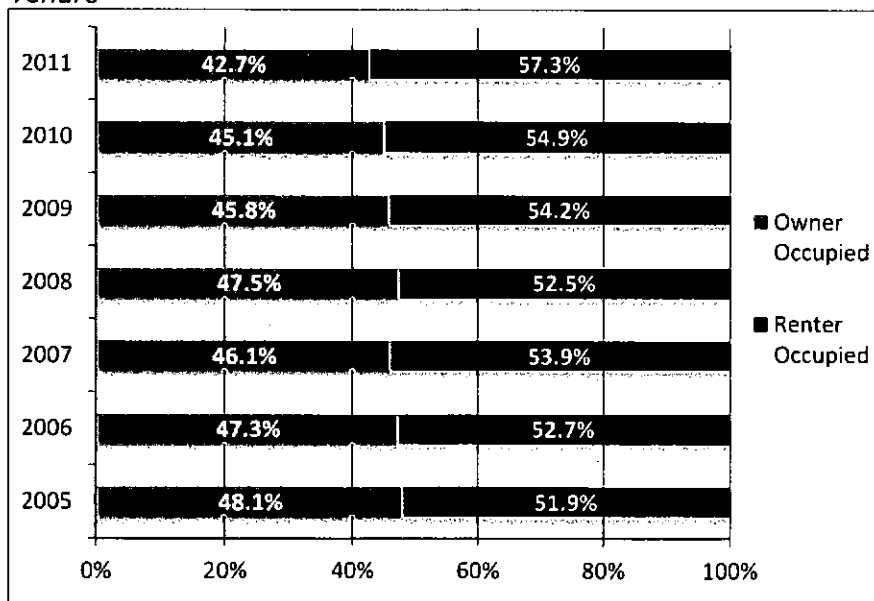
Poverty levels for persons under 18 years old have increased 3 of the past 4 years in Austin as seen in *Graph 11*. In 2005, the poverty rate for individuals was 23.8 percent. There was a decrease of 1.5 percent in 2008 that followed with a substantial increase of 5.1 percent in 2009. If this rate of increase were to continue as early as 2014 one in three persons under the age of 18 could be living below the poverty rate in Austin.



Graph 11: Poverty Rate for Individuals under 18 Years Old

Source: U.S. Census Bureau, American Community Survey 1-Year Estimates, 2007-2011

IV. Housing Tenure



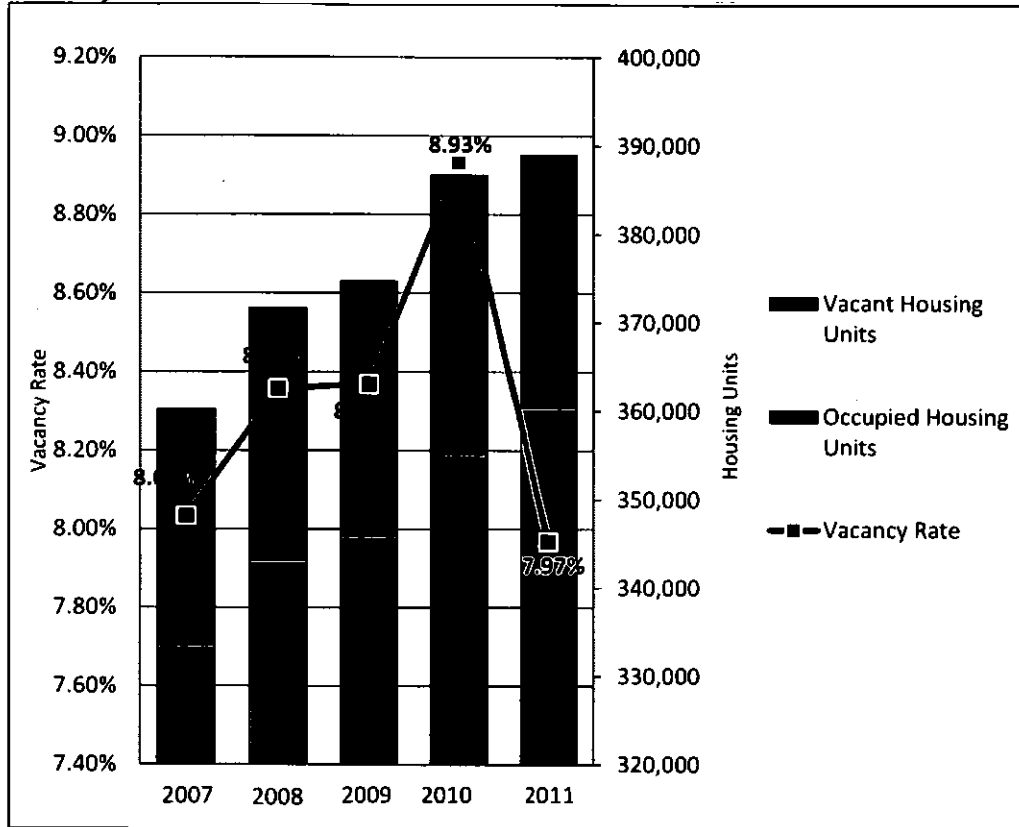
Graph 12: Housing Tenure in Austin 2005-2011

Source: U.S. Census Bureau, American Community Survey 1-Year Estimates, 2005-2011

As a result of the housing bubble that began in 2006 and the following credit crunch that continues to present challenges, homeownership continues to decrease across the country. This trend is

pronounced in Austin as well as seen in *Graph 12*. Since 2005, the proportion of households that are renter-occupied has grown from 51.9 percent to 57.3 percent.¹²

Vacancy



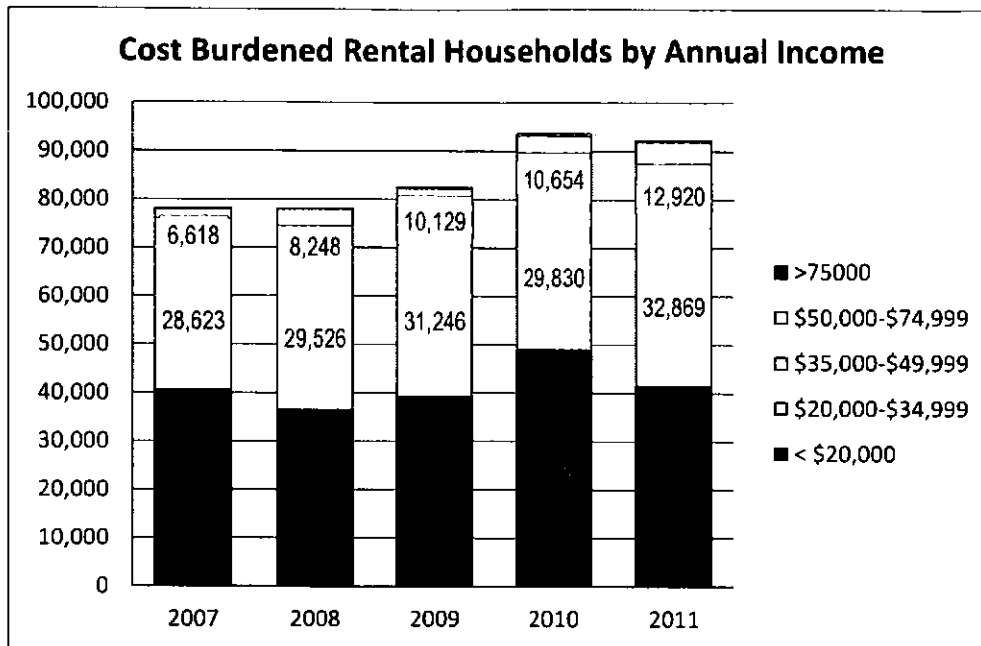
Graph 13: Vacant and Occupied Housing Units in Austin 2007-2011

Source: U.S. Census Bureau, American Community Survey 1-Year Estimates, 2007-2011

Housing Vacancy in Austin fell to below 8% in 2011. As *Graph 13* illustrates there was a 2.7 percent increase in the number of housing units from 2009 to 2010. In 2011 however the increase in units was not as large, only 5,303 units were added, nearly half as many as in the year before, leading to a nearly 1 percent decline in the vacancy rate.

Cost Burdened Households

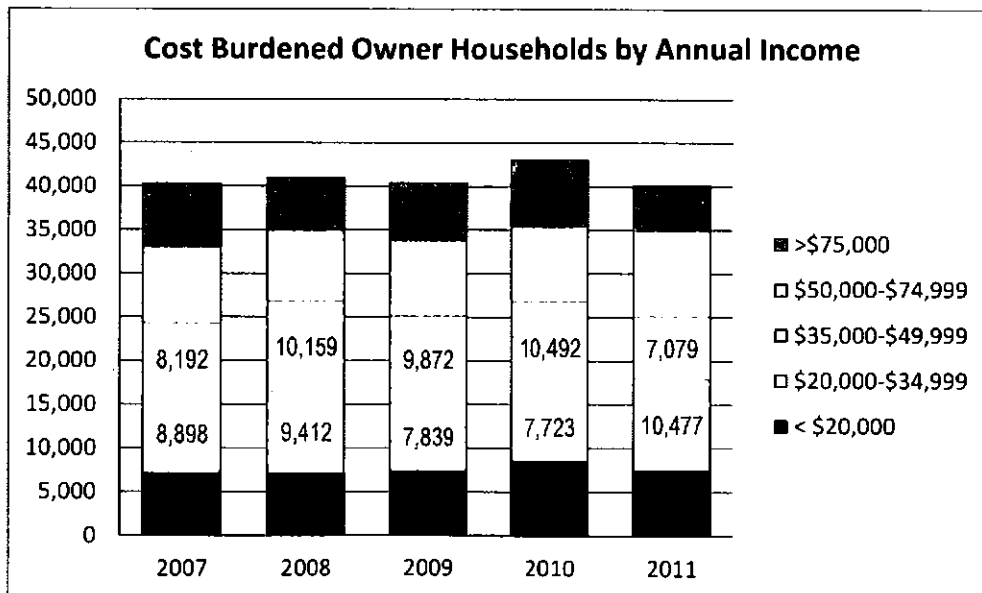
¹² U.S. Census Bureau, American Community Survey 1-Year Estimates, 2005-2011 URL: <http://www.census.gov/acs/www/>



Graph 14: Cost Burdened Rental Households by Annual Income in Austin, 2007-2011

Source: U.S. Census Bureau, American Community Survey 1-Year Estimates, 2007-2011

The number of rental households that are cost burdened, expending more than 30 percent of their household income on housing costs in Austin was 92,339 representing 48.6 percent of all occupied rental households. The number of cost burdened rental households has remained roughly the same in 2011 as in 2010.¹³ Graph 14 illustrates the change in cost burdened rental households.



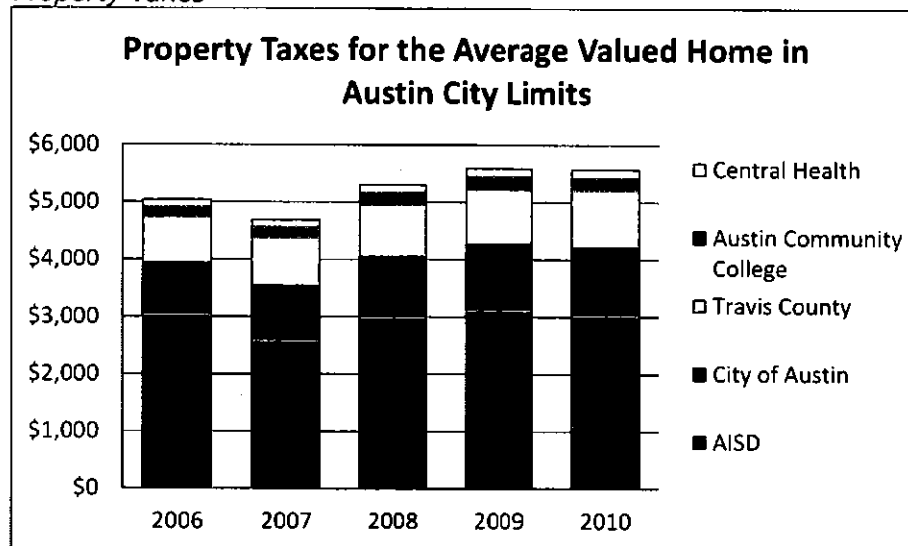
Graph 15: Cost Burdened Owner Households by Annual Income in Austin, 2007-2011

Source: U.S. Census Bureau, American Community Survey 1-Year Estimates, 2007-2011

¹³ U.S. Census Bureau, American Community Survey 1-Year Estimates, 2007-2011 URL: <http://www.census.gov/acs/www/>

The number of owner households that are cost burdened, expending more than 30 percent of their household income on housing costs in Austin was 40,210, representing 28.4 percent of all occupied owner households.¹⁴ These figures are illustrated in *Graph 15*.

Property Taxes



Graph 16: Change in Property Tax Amounts for an Average Priced House in Austin, 2006-2010

Source: Travis County Appraisal District (TCAD)

Property taxes were cited numerous times in the feedback that was received at both the public hearings and through the City's online forum SpeakUp! Austin. Property tax liability has increased by approximately 10 percent, or \$531 for the average homeowner, during the period from 2006 to 2010.¹⁵ This year over year change is illustrated in *Graph 16*.

Housing Gap Analysis

Many local reports build upon data and conclusions released in the City's Comprehensive Housing Market Study (2009), particularly the housing gap analysis completed as a component of the study. Table 1 below outlines the estimated housing gap by income level and housing continuum category. Tables 2 and 3 outline the projected housing production necessary to serve future projected growth for the estimated gaps in rental and homeownership products. This analysis was published in the FY 2011-12 Action Plan. The statistical data continues to serve as a basis in identifying and addressing community needs for FY 2012-13. NHCD used this data along with feedback received during the community needs assessment period to develop long-term goals and strategies outlined in this plan. An updated 2013 Housing Market Study is underway and will assist in re-evaluating housing gaps for residents of the City of Austin, it is slated to be released in early 2014.

¹⁴ U.S. Census Bureau, American Community Survey 1-Year Estimates, 2007-2011 URL: <http://www.census.gov/acs/www/>

¹⁵ Travis County Tax Assessor

Housing Type	Income Level Served	Number of Occupants	Number of Units	Estimated Housing Gap ¹⁶	Notes
Rental Housing	0-30% MFI	48,287	9,375	39,912 units	Supportive housing units are included as a portion of the total estimated housing need for rental housing units serving households at or below 30% MFI. For more information on needs for specific types of supportive housing, see Exhibit 8 below.
Rental Housing	31-50% MFI	37,140	88,392	N/A	While there is no estimated housing gap at this income level, households at this income level are likely to experience difficulty finding adequate rental housing due to the demand placed upon the market renters in other income categories (primarily <30% MFI).
Rental Housing	51-80% MFI	35,543	68,956	N/A	While there is no estimated housing gap at this income level, households at this income level are likely to experience difficulty finding adequate rental housing due to the demand placed upon the market renters in other categories (primarily >80% MFI)
Rental Housing	81-120% MFI	26,788	11,840	14,948 units	
Rental Housing	>120% MFI	17,893	1,443	16,450 units	
Home-ownership	0 - 50% MFI	24,590	9,568	15,022 homes	
Home-ownership	51-80% MFI	21,872	30,877	N/A	No estimated housing gap at this income level.
Home-ownership	81-120% MFI	27,319	40,212	N/A	No estimated housing gap at this income level.
Home-ownership	>120% MFI	67,628	65,551	2,077 homes	
Home Repair	<50% MFI	N/A	N/A	13,286 homes	Imputed figure based on the analysis conducted in the <i>Housing Repair Needs Assessment (2011)</i>

¹⁶ Based on gap analysis conducted in the Comprehensive Housing Market Study (2009). The gap analysis was conducted by comparing the number of renters/homeowners from the American Community Survey data (2007/3-year estimates) with the number of available renter or homeownership units available at a price that does not exceed 30% of the individual's imputed income. Because the number of extremely low income persons at or below 30% MFI vastly exceeds the number of rental units available to that population, it is reasonable to expect that a majority of those renters are indeed renting but are spending an amount greater than 30% of their income for housing. In other words, low-income renters who are cost-burdened are competing with other households in higher income brackets for available rental housing, increasing demand on the overall rental housing market. A portion of the individuals in the extremely low-income category may also be homeless, precariously housed, or living in substandard housing.

					report.
--	--	--	--	--	---------

Table 1: Austin Housing Gap Analysis

Sources: Austin Comprehensive Housing Market Study (2009), Housing Repair Needs Assessment (2011).

	Units per year	Total units needed by 2020
Units to meet forecasted demand ¹⁷	1,045	12,540
Units to meet forecasted demand + achieve 10% reduction in gap ¹⁸	1,370	16,440

Table 2: Estimated Production to Meet Forecasted Demand for Extremely Low-Income Renters (Units Renting at \$425 and Less)

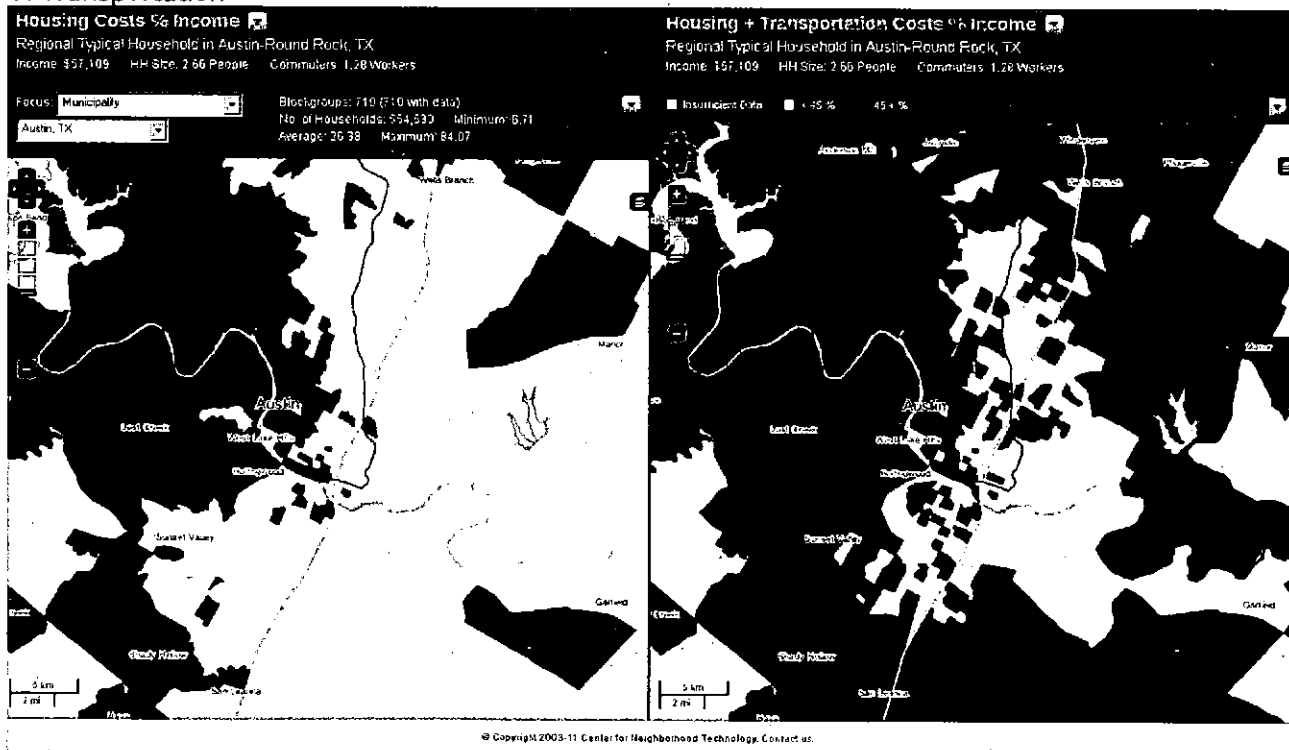
Source: Comprehensive Housing Market Study (2009).

	Units per year	Total units needed by 2020
8% at \$113,000 and less (likely small condos)	264	3,200
13% at \$113,000 - \$160,500 (mix of condos and townhomes)	428	5,200
21% at \$160,500 - \$240,400 (range of housing options)	692	8,400

Table 3: Estimated Production to Meet Forecasted Demand for Homeownership at Affordable Levels

Source: Comprehensive Housing Market Study (2009).

V. Transportation



Map 2: Housing Costs as a % of Income and Housing + Transportation Costs as a % of Income
Source: Center for Neighborhood Technology

¹⁷ Assumptions for this estimate include twelve years of City growth projections (2008-2020) and no change in the homeownership rate.

¹⁸ Ibid.

The Imagine Austin Priority Program on Household Affordability (Priority Program #6) defines Household Affordability as being about the costs of housing, utilities, taxes and transportation. Transportation is an important consideration when evaluating housing's true cost to a household. Map 2 illustrates areas of the City of Austin in which combined housing and transportation costs exceed 45% (blue), as well as areas in which those combined costs are less than 45% (yellow) of annual household income. The City of Austin will begin to evaluate transportation costs as a component of household affordability.

Public Hearing
Community Development Commission
FY 2013-14 Action Plan - Community Needs Assessment
April 4, 2013

The following does not represent a complete transcript of public testimony, and is a summary of the public testimony by NHCD staff.

Deep Affordability	
Name	Statement
Jennifer McPhail, ADAPT of Texas	ADAPT is very concerned about the lack of affordable housing for those who are extremely low income. People with disabilities tend to make up this group. There is a 70% unemployment rate for those who are disabled. These members of our community have been and continue to be forced out of Austin as a result of housing affordability. We urge you to invest in very low income projects with an emphasis on those serving persons with disabilities. We urge you to support making existing housing accessible through the ABR program. We need to allow people to age in place, whether they are in a single family home or an apartment. It is cost prohibitive for a person with less than 15% MFI to widen a doorway. We need to aggressively concentrate our funds on the growing underserved groups in the future.
Isabelle Headrick, Accessible Housing Austin	Assessing Housing Austin is a non-profit and CHDO that provides affordable housing to low and extremely low income persons with disabilities and their families. We receive many calls from people who seek to find affordable housing, are in very stressful situations, and are very discouraged with the lack of availability.
Stephanie Thomas, ADAPT of Texas, Accessible Austin CHDO	The measurements that are utilized by NHCD and HUD do not address those of us with disabilities. There needs to be a redefinition of those categories. We need to focus on the very lowest income people and evaluate the policies of the City. Home repair and ABR are critical programs and need to be funded. Housing discrimination needs to be enforced, it is a severe problem in our community. Austin is aging, as people get older they acquire more disabilities on a fixed income. I think we need housing for old and young people with disabilities.
David Clauss, American YouthWorks	The affordable housing needs of youth, ages 17-24 year olds who are out of work, underemployed, out of school with incomes less than \$15,000/year are great. There are thousands of these households today, couch surfing, doubling up in Austin, this practice will cost the taxpayers millions of dollars in the future if we don't intervene now. Lack of stable housing is one of the biggest causes of school drop out. The biggest need is for rental housing for the low and extremely low income. Affordable rent for these groups is \$300/month. If we want these young people to succeed, affordable housing is a key component. Focus as many resources as possible on this need.
Fair Housing	
Name	Statement
Kathy Stark, Austin Tenant's Council (ATC)	ATC's mission is safe, decent, fair affordable housing through rental repair assistance programs, and a fair housing enforcement and education program. If anyone has looked at lease they are 20 pages or more and very complex. We must continue to work to ensure that existing affordable housing is maintained and does not become substandard. The City has a huge bedbug program in rental properties, we need to look at doing something systemic to address this problem. Focus the resources for <50% and <30% MFI.

Public Hearing
Community Development Commission
FY 2013-14 Action Plan - Community Needs Assessment
April 4, 2013

The following does not represent a complete transcript of public testimony, and is a summary of the public testimony by NHCD staff.

General Obligation Bonds/SMART Housing	
Name	Statement
Stewart Hersh, Consultant	The 2006 G.O. Bonds were marketed as a supplement to Federal Funds, but they supplanted it. The voters approved the bonds for the poorest among us including women and children who were homeless. The voters did not approve the bonds for housing that lacked specific performance measures and a commitment to geographic dispersion of the funding. Please recommend funding to poorest among us who need their homes repaired, as well as safe ownership and rental opportunities, in mixed income communities, accessible for persons with disabilities, reasonably priced, transit oriented and meets Austin Energy's Green Building Standards. It seems like we are not trying to keep affordable, we are trying to become affordable. Austin is much less affordable today than it ever has been in the past 40 years.
Home Repair	
Name	Statement
Charles Cloutman, Meals on Wheels and More, and Chair of Austin Home Repair Coalition	Home repair is the cheapest way of ensuring housing affordability and keeping residents in their homes, keeping them safe, decent and sanitary. The Home Repair Coalition respectfully requests \$3M annually to repair the homes that need to be repaired, the capacity to do this is well within our capacity. We need to start doing a neighborhood approach, right now we are "shot gunning" the problem. We need to look at things block, by block. Preserve opportunities for low income homeowners that are already in these neighborhoods.
Homelessness	
Name	Statement
Jo Kathryn Quinn, Caritas of Austin	We should provide housing for people who are extremely poor. Communities across the country that are making the most progress to end homelessness are following their data and concentrating their very limited resources on the most vulnerable populations. It is politically hard to do, but it has the best results. We need to create housing first in this community for those who allow people who have experienced long term homelessness to obtain housing with very few requirements. I would also urge better collaborative planning around the ESG funds.
Ann Howard, Ending Community Homelessness Coalition (ECHO)	Everybody who has spoken tonight has requested that you focus on the poorest among us, the <30% MFI it is where we will make the biggest impact, helping those who are on the bubble. I think it is so exciting when we are all on the same page. We need to be aggressive, bold and put our money where our mouth is. The number one core value is deep affordability. Let's end homelessness together.
Transitional Housing	
Name	Statement
Shannon Moody, Jeremiah Program	The Jeremiah Program addresses generational poverty by serving determined single parents and their children under the age of 5. There is a need for transitional housing for families, we ask that you reaffirm funding this type of housing for the very poorest among us.

Public Hearing
Austin City Council
FY 2013-14 Action Plan - Community Needs Assessment
April 11, 2013

The following does not represent a complete transcript of public testimony, and is a summary of the public testimony by NHCD staff.

Community Development	
Name	Statement
Rev. Al Lewis, Minister	Federal dollars are to provide resources to black community, in regards to E. 12th St. Missionary Baptist Church.
Deep Affordability	
Name	Statement
Jennifer McPhail, ADAPT of Texas	Urge to dedicate funds to serve people at or below 15% of the MFI, that is the level for someone that receive SSI. Realize this is a deep level of subsidy. Poverty isn't going away, not everyone is going to be able to increase their income, when on a fixed income. Believe housing that you can afford is a civil right. ABR program helps those with disabilities become self-sufficient. Not enough accessible housing stock. We need to ensure enforcement to prevent violations. We can do a lot of creative things, we have to find a way to ensure local funds are invested.
Albert "Sparky" Metz, ADAPT of Texas	We need more accessible housing, when I was looking for a home I would call up people and I would ask them if they were accessible and they would say yes, but when I got there I found out it was not accessible. A lot of times people do not know what you are talking about when you say accessible.
Highwa Salivetz, ADAPT of Texas	Affordable, accessible, integrated housing is a necessary thing. It is sad that in the year 2013 it is so rare. I am lucky to have a Section 8 voucher, but many are not. We need creative options to provide housing. We should keep Austin weird and accessible.
David Whitty, ADAPT of Texas	Lives in accessible housing but have lived in substandard housing for many years. Took about 3 years for the list to open up, looked every day for 60 days and every day it was gone. Fortunate that it was finally available. The 30% MFI is a reasonable figure, it should be available to those who truly need it, not those who do not. I'm glad about the ABR program, we are glad Austin does that.
General Obligation Bonds/SMART™ Housing	
Name	Statement
Stuart Hersh, Consultant	The 2006 G.O. Bonds were marketed as a supplement to Federal Funds, but they supplanted it. The voters approved the bonds for the poorest among us including women and children who were homeless. The voters did not approve the bonds for housing that lacked specific performance measures and a commitment to geographic dispersion of the funding. Please recommend funding to poorest among us who need their homes repaired, as well as safe ownership and rental opportunities, in mixed income communities, accessible for persons with disabilities, reasonably priced, transit oriented and meets Austin Energy's Green Building Standards. It seems like we are not trying to keep affordable, we are trying to become affordable. Austin is much less affordable today than it ever has been in the past 40 years.

Public Hearing
Austin City Council
FY 2013-14 Action Plan - Community Needs Assessment
April 11, 2013

The following does not represent a complete transcript of public testimony, and is a summary of the public testimony by NHCD staff.

Homelessness	
Name	Statement
Ann Howard, Ending Community Homelessness Coalition (ECHO)	I receive emails from people that need housing every day. We need Housing! Recently Austin/Travis County was awarded \$5.1M for many different organizations and a little comes to ECHO to run the HMIS database system. HUD wants to see more coordination and collaboration. We are using this directive as an opportunity to evaluate what we're doing and see how we can improve. It is exciting to see the response from everyone. Let's figure out what we need to do to end homelessness and drive investment for the very needy, 30% MFI and below. We can make a difference of who can actually afford housing, not help those who already have housing get into better housing.
PSH	
Name	Statement
Shelly Ryan, Safe Place	Thank you for efforts to create PSH, it is crucial that it continue, but ultimately increase, especially for families that are experiencing violence in their homes and/or in their relationships. Providing this type of housing provides a safe environment for the family but also an environment for healing. Healing takes safety and basic stability in order to work. City of Austin would be giving those families the basic right to live in a violence free environment. TBRA and Child Care support services such as the Bridge Program, are important so victims can have a safe caregiver in order to make ends meet. These services are necessary in order to move forward. Most PSH units have been directed toward individuals, we encourage an increase in directing them toward families with children.
TBRA	
Name	Statement
Jay Felderman, Salvation Army	Partnership between COA, HACA and Salvation Army to provide TBRA since 1996 is funded by HOME funds, TBRA is key to keep clients out of shelters and in housing. The 12 month of housing subsidy gives clients time to work towards self-sufficiency. Currently households PIT is about 55-60 hh, # in 2012 124 households helped, 327 people 59% children. During time in TBRA reduce debt and increase skills and income. Thank city for TBRA in amount \$567,000 and like to continue.

Written Comments Received
FY 2013-14 Action Plan - Community Needs Assessment
April 4, 2013
March 20, 2013 - April 26, 2013

The following does not represent a complete transcript of public testimony, and is a summary of the public testimony by NHCD staff.

General Obligation Bonds/SMART™ Housing	
Name	Statement
Stuart Hersh, Consultant	The 2006 G.O. Bonds were marketed as a supplement to Federal Funds, but they supplanted it. The voters approved the bonds for the poorest among us including women and children who were homeless. The voters did not approve the bonds for housing that lacked specific performance measures and a commitment to geographic dispersion of the funding. Please recommend funding to poorest among us who need their homes repaired, as well as safe ownership and rental opportunities, in mixed income communities, accessible for persons with disabilities, reasonably priced, transit oriented and meets Austin Energy's Green Building Standards. It seems like we are not trying to keep affordable, we are trying to become affordable. Austin is much less affordable today than it ever has been in the past 40 years.
PSH	
Name	Statement
Marilyn Hartman, National Alliance on Mental Illness - Austin Affiliate	Writing to encourage NHCD and to continue support for Permanent Supportive Housing (PSH). The alternatives, as we have seen, are expensive to taxpayers and detrimental to the ill individuals; those include jails, prisons, ERs, mental hospitals, and homelessness itself. We have not yet reached our goal of 350 units intended to be operational by 2014, and the growing need suggests as many as 2,000 units more are necessary.

SpeakUp! Austin - Is Austin Affordable?
FY 2013-14 Action Plan - Community Needs Assessment
March 20, 2013 - April 26, 2013

The following does not represent a complete transcript of public testimony, and is a summary of the public testimony by NHCD staff.

Name	Statement
Roger L. Cauvin	It is unfortunate to see "household affordability" be followed by discussion almost exclusively focusing on affordable housing. Household affordability refers to the combined cost of housing, transportation, utilities, and core living expenses. Focusing only on affordable housing encourages sprawl, which ultimately makes the city less efficient, less prosperous, and less affordable when all factors are considered.
Tom Davis	Make it an ABSOLUTE requirement on developers - with NO ways to wiggle out of it in any way, or by any means. ALL new developments MUST meet the affordable housing requirements. The city has for too long let developers buy their way out of the affordability requirements. THIS HAS TO STOP!
Stacia Bowley	The city's down payment assistance program helped many people whom I knew afford housing. So far as I know, that program has been shuttered, but I think that would bring stability back to many neighborhoods where a substantial amount of long-time renters are being evicted in favor of a tear-down or remodel that gets flipped a few times.
Shelly	Rapidly increasing rent makes it difficult to save money to move from renting into home ownership.
Dan Keshet	Housing costs are too high for everybody in this city because more people want to live here than there are homes. Programs to give individuals money for a down payment, reduced rent, etc... make a huge difference for those individuals, but only at the cost of higher prices for everybody else. The way to keep prices down is to make sure there are enough homes to go around. This will require further speeding up the permitting process, liberalizing regulations against building multi-family homes, offering more room for building by right, especially in high-demand areas like downtown, and allowing more cheaper styles of homes, such as no-parking condos. In addition, the city should reduce its focus on converting renters into homeowners. If people have the desire and financial means to become homeowners, it's a valid choice, but renters are every bit as much a part of our city, and special resources don't need to be spent to change one into the other. Especially considering that it will always be the case that those most in need of housing assistance are not good candidates for home ownership financially.
Ann Teich	For retired people, many middle class residents, many professionals (teachers, firefighters, police officers, probation officers, state workers, etc...), blue collar workers, working poor, immigrants, refugees, residents over 65, and the homeless, Austin is definitely not affordable.

SpeakUp! Austin - Is Austin Affordable?
FY 2013-14 Action Plan - Community Needs Assessment
March 20, 2013 - April 26, 2013

The following does not represent a complete transcript of public testimony, and is a summary of the public testimony by NHCD staff.

Name	Statement
Jenn G.	I bought in East Riverside in 2007 when the area was in very rough shape, because it was what I could afford as a single person working as a public sector employee, and I absolutely did not want to have a long commute. It is very difficult and distressing to me to watch the neighborhood get bulldozed on a near-daily basis right now, pushing out all of the low-income people living in the apartments, as well as their shopping and restaurants and be replaced with very high end housing that prices the long time residents of the neighborhood out. For instance, there are rents at the new Riverview Apts. up to \$7,000 per month. I bought my condo for \$63K just 6 years ago, and it is less than 1/4 mile away. Now my family is bigger and I am completely priced out of buying anything else in this neighborhood. This style of development lets all the wealthy people that can afford high rent, nice cars, high commuting costs, to live in the close-in neighborhoods and pushes everyone else further and further out of town, and it's creating a homogeneous Austin and erasing the culture that existed in this formerly working-class area. It would be SO NICE to see Austin work HARD to raise up the standard of living in the very poor neighborhoods, rather than just erase them and let new people with more money move in and take them over.
CS Symington	So much money has come into Austin from other parts of the country. People with cash, apparently lots of it, to pay for houses/real estate have driven out the locals who can no longer afford the rising taxes on our own aging properties. Developers and "flippers" add to the mix, making housing in Austin affordable only for those who haven't lived here very long at all.
Golivas	Interesting, I was looking up Artist Relocation programs in other cities around the country when this came into my email box! I work a full time job and try to work as much as I can as an artist. There is nothing affordable anywhere in town for me to be able to do my art full time. I think my only option may be to go to a town that is providing incentives for artists.
Angela Sonora	I can't really afford Austin any more and am just hanging on until I get a job some place less expensive.
Zanner	Austin IS affordable to people interested in moving here from less-affordable places (Cali, NYC, Seattle, etc...) which gives incentive to developers to build at price points beyond most people in Austin. Those high prices (along with the development/improvement) drive up the prices of ALL property in the same area, making even modest homes in central Austin unattainable for average families. We would all love to live in and enjoy central Austin, but for most people it's just not a reality. So, we push north or south to find affordable homes and spend all day burning fuel to get to and from work. Meanwhile central Austin schools are half-empty, and the people who drive the core of the city enjoy it least. I don't want to live in Cedar Park or Circle C. I'm sure it's lovely for some people. But, I moved to Austin to live IN AUSTIN.
Stacia Bowley	No, Austin is not affordable. When I bought my house two years ago, I paid just over \$100k for a "tiny house" in 78702, and my mortgage was around \$700/month. This felt like a stretch--I had friends who had established leases where \$600-\$800 paid for a 2/1. My taxes this year were so high that I considered looking for a roommate to share my house with. Shockingly my mortgage is the most affordable monthly expense for shelter. I am a teacher, and I can barely hold down my mortgage. So many people who live in central Austin work in service and non-profits, or lower-level administrative jobs at UT. These "ordinary" people can't afford to live close to where they work.

SpeakUp! Austin - Is Austin Affordable?
FY 2013-14 Action Plan - Community Needs Assessment
March 20, 2013 - April 26, 2013

The following does not represent a complete transcript of public testimony, and is a summary of the public testimony by NHCD staff.

Name	Statement
Waleska	It is becoming increasingly expensive to live in Austin. It seems that rent goes up every year; it is pretty much a standard practice of all property management companies. In order to afford housing people have to move further away from the city adding to the commuting nightmare. In the meantime, real estate in Austin is snatched up by wealthy investors building expensive condos and restaurants. Downtown Austin a place for the wealthy and tourists.
Gramamakm	Austin is not affordable to the poor and near poor. Better services & home repair programs would help stabilize marginal neighborhoods increase the number of families who could stay in their homes. More affordable housing throughout intown neighborhoods would balance the gentrification that is occurring downtown and on the East and South sides.
Delwin Goss	I moved to Austin from the Dallas area 34 years ago. Even then Austin's housing prices were shocking and it's only gotten worse. Unfortunately there is not an easy answer. As long as people are pouring into this City the demand for housing will increase and for any one who's had even an introductory course in economics; rising demand equals rising prices. Then I look at all the issues with "affordable housing". 1) being placed in high crime, low opportunity parts of the City 2) rental as opposed to owners with roots in the neighborhood 3) investors making a guaranteed income from subsidized housing by renting instead of home ownership which everyone knows is the foundation of a livable community. As long as Austin continues to be a draw families and individuals; there aren't any easy answers. It's been this way for almost any growing and popular City for over 50 years. I don't expect things to change that much; at least not in my lifetime.
Lee Sherman	There is little to no affordable housing outside of the "crescent" where it has historically been concentrated. Focus on creating affordable housing in areas like Old West Austin, Clarksville, Tarrytown, Hyde Park, etc... which always support affordable housing as long as it is not in their back yards. Stop concentrating poverty in the crescent of inequality. Find other ways to make "housing that is affordable" instead of throwing millions of dollars at "artificially affordable housing" or subsidized housing, which is not economically sustainable.
Lee Sherman	Housing is over 50% of my income and this makes it tough to raise a family in the urban core. The property tax burden is disproportionately carried by homeowners compared to downtown property owners.
Dave Sullivan	Remove barriers to garage apartments & secondary units. Work with TCAD to provide for reduced property taxes on units used to provide below-market cost housing. Allow higher impervious cover for affordable units if there is onsite storm water capture. Allow reduced setback standards or alternative compliance to compatibility standards for affordable multifamily housing.
Roger L. Cauvin	The irony is that attaching conditions to new development discourages it, which affects the supply and demand equation. The most effective way to drive down the cost of living in Austin would be build tons of housing in the urban core - so much that the developers would have to "give it away". Concentrating it in the urban core would drive down transportation costs as well.

SpeakUp! Austin - Is Austin Affordable?
FY 2013-14 Action Plan - Community Needs Assessment
March 20, 2013 - April 26, 2013

The following does not represent a complete transcript of public testimony, and is a summary of the public testimony by NHCD staff.

Name	Statement
Grace	My taxes will soon be more than my mortgage and I bought affordable housing. My income does not keep up with these increases. I pay half my income on housing and the other fees such as water, etc... keep going up. What are we getting for these increases? I can't fix the rotting trim, worn out carpet, termite damage etc.. because of the increasing tax burden.
Jenny Meadows	We're almost being taxed out of the home we've lived in for 30 years. While our house valuation has plummeted, the land value has skyrocketed. We can't sell, and those around us can't sell. Empty lots big enough for one house are being subdivided into lots for 3-4 houses, with no yards. Urban crowding is not fun.
Zanner	Consider property tax write-offs for people who work in core city service jobs: police, AFD, teachers, non-profit staff and others so that they have a better chance of buying AND STAYING in central Austin homes.
Shelly	Tax incentives for landlords that keep renter housing more affordable?

SpeakUp! Austin - What Community Needs are You Seeing in Your Neighborhood?
FY 2013-14 Action Plan - Community Needs Assessment
March 20, 2013 - April 26, 2013

The following does not represent a complete transcript of public testimony, and is a summary of the public testimony by NHCD staff.

Jenn G.	Better schools in East Austin. If the schools were equalized all across Austin, there would not be such a huge disparity from East Austin to West Austin. It is so unbelievably hard to live in East Austin and try to find a good public or affordable private school to send a child to without driving to West Austin every day. Equalize education.
Ann Teich	In the North Lamar/Rundberg/Metric/183 area, one of our challenges is to KEEP our affordable housing stock. Our area is being gentrified. The second challenge is to keep that affordable housing stock safe, healthy and attractive. We have many absentee landlords who do not maintain their rental properties (single-family dwellings, duplexes, fourplexes, eightplexes, small apartment complexes). Their property managers are often residents who are too afraid to complain about safety and health issues. Our best-kept affordable housing belongs to federally-funded organizations and nonprofits like the Housing Authority of the City of Austin (Thurmond Heights, Northgate), the San Antonio Alternative Housing Corporation (Runnymede Apartments), and the Mulholland Group (The Palms on N. Lamar). The third challenge is to have a Code Compliance department that can be proactive rather than reactive and a way to process ticketed properties in a timely fashion.
Zanner	Affordable housing for families to encourage use of the great central Austin public schools; sidewalks; rental property availability that is large enough (and affordable) for families.
Gramamakm	I live downtown. The Waller Creek Project and adjacent park and Wooldridge park closings have displaced the many homeless people that called those locations home in Austin. As a result they are much more visible than previously. Downtown residents, entertainment district participants, tourists and businesses are confronted daily with our failure to address issue of not only more temporary shelters and additional support services but affordable housing for this growing part of our population. Austin planners should look at San Antonio, Portland, Seattle and other cities who have been more proactive in addressing their homeless populations.
Dan	A place for homeless people!!
Shelly	More sidewalks are needed to increase walkability in the area There is an increasing presence of homeless people
Jenn G.	Better sidewalk and bike infrastructure in East Austin, most especially the E. Riverside area. These areas are very unsafe on foot on and on bike today, even riding or walking on the sidewalks, where they exist. The East Riverside area is heavily transit dependent, yet there are many areas lacking complete sidewalks to be able to walk to the bus.
Jenny Meadows	Street repairs. Noise abatement from highways where traffic has multiplied by a factor of 5-10 in the last 10 years. The City Council members are not listening to the citizenry's cries to stop cramming more and more people into the city. Edwards Aquifer is suffering, and Austin will end up the less for the Council's short term vision.

SpeakUp! Austin - What Community Needs are You Seeing in Your Neighborhood?
FY 2013-14 Action Plan - Community Needs Assessment
March 20, 2013 - April 26, 2013

The following does not represent a complete transcript of public testimony, and is a summary of the public testimony by NHCD staff.

Jenn G.	Better schools in East Austin. If the schools were equalized all across Austin, there would not be such a huge disparity from East Austin to West Austin. It is so unbelievably hard to live in East Austin and try to find a good public or affordable private school to send a child to without driving to West Austin every day. Equalize education.
Alex	In 78704, sidewalks are a major issue. The neighborhoods themselves have very poor sidewalks, or none at all. And busy streets like South First have narrow, craggy, sidewalks and speeding drivers. Once we have sidewalks, we can start the dialog about how to encourage development that contributes to walkable neighborhoods. It would be nice to have more first-rate groceries, restaurants, bars, and retail all within a few blocks walk.
Tim Thomas	We need better sidewalks and bike routes. We have far too many traffic fatalities. And East Riverside at Pleasant Valley still doesn't have proper ADA sidewalks. I saw a gentleman in a wheelchair just the other day sitting in the yield lane waiting for the light to change because there was no where else for him to go. Once it changed he had to drive his wheelchair on the shoulder because there's no sidewalk.
Delwin Goss	Montopolis is in need of the normal services neighborhoods West of IH 25 receive on a daily basis. We need major infrastructure improvements; sidewalks, cross walks, traffic calming devices, replacing ageing sewer lines, water lines electrical lines. Since the bonds have passed we hope to see a new community/recreation center soon. We need code compliance to shut down the back yard wrecking yards, auto repair shops, auto body shops , appliance repair shops and people operating construction companies who store and park their equipment in the residential streets and their front and back yards. We have been working with APD and TCSO but we need to keep on hammering the drug dealers, their customers and al the other criminals who come with it. We need programs to address the almost over whelming problems of domestic violence and assaults. We need an expansion of job opportunities and educational opportunities for our children and families. We need self esteem programs for children from at risk families.
Stacia Bowley	A decent grocery store in 78702. The HEB on 7th has come a long way, but the neighborhood is very much a land of little produce.
Dan	Look at Google map and see the disparity of services between West of IH 35 and East of IH 35. Search for: auto inspection stations, dog parks, etc., etc.
Lee Sherman	Property tax assistance and home repair assistance would help people remain in their homes without relinquishing ownership of their land.
Grace	Drug users need rehab and dealers need a better way to make a living and police should not get bonus \$ for arresting so many drug users while there are violent crimes being committed.

**SpeakUp! Austin - What are the Barriers to Affordable Housing?
FY 2013-14 Action Plan - Community Needs Assessment
March 20, 2013 - April 26, 2013**

The following does not represent a complete transcript of public testimony, and is a summary of the public testimony by NHCD staff.

Tim Thomas	Anti-development sentiments and especially homeowners who are seeing massive increases in the values of their homes by opposing new development. We don't simply need affordable housing at the low end. We need tons more housing at all levels to bring prices down for everyone.
Tim Thomas	Saying "No" to developers would just make more demand for the existing housing, pricing out those very people who you're trying to protect. Look at the neighborhoods that have done a good job saying "No" to developers (like Hyde Park). You'll find there are almost no poor people living there. Look at the neighborhoods that don't say "No" to Developers like East Riverside - tons of working class housing.
Delwin Goss	The biggest problem is the free market. The cheapest land to developed is going to be in the lowest opportunity neighborhoods of Austin. There is no easy answer. As long as people are pouring into this City the demand for housing will increase and for any one who's had even an introductory course in economics; rising demand equals rising prices. Then I look at all the issues with "affordable housing". 1) being placed in high crime, low opportunity parts of the City 2) rental as opposed to owners with roots in the neighborhood 3) investors making a guaranteed income from subsidized housing by renting instead of home ownership which every one knows is the foundation of a livable community As long as Austin draws more and more families and individuals; there aren't any easy answers. It's been this way for almost any growing and popular City for over 50 years. I don't expect things to change that much; at least not in my life time.
Jenn G.	The city's focus is on economic development and growth instead of providing basic needs to the residents who are already here. We all LOVE Austin, but Austin is doing very well economically and we should focus less on the people that we're trying to attract to the city and more on the people (and children) who are already here. The city could say no to developers, and preserve the housing that is in place and put their efforts into providing high quality education for ALL children, and for access to healthcare for ALL residents and children. Long-term, we need to educate the kids that are here, so they can be the ones to fill the city's high tech jobs in the future, rather than importing most of our tech workers from other states and countries. Those kids can make money for us as they grow and contribute to society or cost us money in police and prison services later. The all-powerful development community in Austin should be much less powerful.
Lee Sherman	Without a strong siting policy ensuring equitable dispersion of affordable housing, people living in the "crescent" will oppose further concentration of poverty in their areas.

SpeakUp! Austin - What are the Barriers to Affordable Housing?
FY 2013-14 Action Plan - Community Needs Assessment
March 20, 2013 - April 26, 2013

The following does not represent a complete transcript of public testimony, and is a summary of the public testimony by NHCD staff.

Delwin Goss	The biggest problem is the free market. The cheapest land to developed is going to be in the lowest opportunity neighborhoods of Austin. There is no easy answer. As long as people are pouring into this City the demand for housing will increase and for any one who's had even an introductory course in economics; rising demand equals rising prices. Then I look at all the issues with "affordable housing". 1) being placed in high crime, low opportunity parts of the City 2) rental as opposed to owners with roots in the neighborhood 3) investors making a guaranteed income from subsidized housing by renting instead of home ownership which every one knows is the foundation of a livable community As long as Austin draws more and more families and individuals; there aren't any easy answers. It's been this way for almost any growing and popular City for over 50 years. I don't expect things to change that much; at least not in my life time.
Angela Sonora	Where does the City want developers to build? Make it easy to put lots of housing in targeted places, instead of making development an unpredictable nightmare everywhere except out in open country. Imagine Austin says we want to be a compact and connected city with compete neighborhoods, but that is not what the codes or the development process says. Instead, neighborhoods are threatened by random developments that don't belong, because there aren't enough places to build inside the city.
Tim Thomas	The biggest barrier to affordable housing is regulation. The McMansion ordinance prevents building garage apartments, duplexes, and four-plexes where there were once single family homes. We allow neighborhoods to exempt themselves from vertical mixed use, and to oppose apartments. We need to pass legislation allowing dense housing at all costs. Allow automatic exemptions to McMansion if it will double or quadruple the number of housing units. We need to make it easier to up zone to multifamily in our neighborhoods. We can either preserve Austin's suburban-like urban neighborhoods or have affordable housing, but not both.
Gramamakm	1. Suburban voters who don't feel a community responsibility to provide affordable housing in Austin 2. The price of land in areas where city services are already available to residents of affordable housing 3. "Not in my backyard" attitudes which are sometimes justified when affordable housing is poorly executed and result in higher crime rates and neighborhood deterioration.
Ann Teich	Barriers to affordable housing: The perception on the part of many Austinites that affordable housing is unsafe, unsightly, and unhealthy. The perception that people who live in "affordable housing" are second-class citizens, undesirables, criminals, etc. Criminal backgrounds Lack of employment Unwillingness to have "affordable housing" in certain parts of town, i.e., west of Lamar and Burnet Road because of the above-noted perceptions Unwillingness on the part of some City Council members to preserve affordable housing stock because they support developers who see monetary opportunities in razing said housing and building something expensive in its place Unwillingness on the part of some City Council members to use affordable housing tools to provide incentives to developers to include affordable housing in their building projects

SpeakUp! Austin - What are the Barriers to Affordable Housing?
FY 2013-14 Action Plan - Community Needs Assessment
March 20, 2013 - April 26, 2013

The following does not represent a complete transcript of public testimony, and is a summary of the public testimony by NHCD staff.

Alex	Neighborhood associations are the primary barrier. These groups categorically oppose dense urban development because it is seen as ruining the "ambience" of their established urban neighborhoods. It's ironic considering that they often claim to be proponents of affordable housing. But the truth of the matter is that supply and demand are intractably interconnected. Where demand is high, like in central neighborhoods, and supply is low, then prices will be high. If you want lower prices, then you have to increase housing stock. The only other option is to reduce demand, and I'm not sure how you'd go about doing that...
Grace	Tax increases. Those who bought affordable housing need a cap on the rate they pay.
Jenny Meadows	High cost of housing in safe neighborhoods, high cost of living in non-safe neighborhoods (crime and even food and fuel costs are higher), high cost of utilities, high taxes, municipal laws that benefit the City but not the homeowner.

SpeakUp! Austin - Where Should we Invest?
FY 2013-14 Action Plan - Community Needs Assessment
March 20, 2013 - April 26, 2013

The following does not represent a complete transcript of public testimony, and is a summary of the public testimony by NHCD staff.

Angela Sonora	Homelessness is growing and not being addressed: Affordable housing on school and library properties everywhere in Austin.
Ann Teich	All of the above are worthy of investment.
Gramamakm	I don't think that anyone could argue that these are not all worthy areas of investment and I am aware that the City is involved in getting more bang for our buck through collaboration with various community groups, churches and non-profit organizations. That said, there are not enough "bucks" being directed toward those issues which directly affect our most vulnerable communities and neighborhoods. Trickle down theory says that all the new tax \$ obtained through economic development adds to the quality of life in our city. And I think it does, to a point. I question the amount being directed and its impact on those at the lower end of our economic scale.
Jenny Meadows	I did not know that you did this, so my first suggestion would be to educate the entire Austin community about what you do. Make it an ongoing campaign BUT make sure it contains the facts and not fantasy. With social media being at everyone's fingertips, any wool the City tries to pull over citizens' eyes will be talked about in a heartbeat. I've had intermittent experience with the City Council over the last 30 years, and rarely have they taken time to really hear the citizens. In the last 10 years, those of us protesting something were relegated to laaaaaate in the evening, and then told the session was over. That's NOT a Council that listens. Lately I've had a lot to protest, but I don't bother attending anymore. I do talk about my experience, though, and funny thing (not!), almost 100% of the people I talk with have had the same experience. Council, wake up! Listen!
Zanner	Affordable housing/increased density in the city core; assistance for critical city & nonprofit workers to offset property taxes so that they can afford to live and stay in central Austin; invest in infrastructure for the quickly growing senior population (invest now or pay later); shelter & "leg up" support for working homeless and mental health/drug treatment for homeless who need that support.
Shelly	Homelessness, Healthy Affordable Housing
Lee Sherman	We should invest in reintroducing affordable housing and economic diversity in high opportunity areas currently lacking such options.
Delwin Goss	We should quit giving away tens of millions of dollars to subsidize companies that would move here any way and instead invest that money into providing low cost, quality, energy efficient, owned housing. We need to put more money into public safety in our higher crime neighborhoods along with diversion programs for the children growing up in at risk families. Austin needs to quit it's unspoken policy of concentrating poverty and all that comes with it in certain sections of the City. Those housing properties need to be spread out through out the City. Children growing up in a low crime, high opportunity neighborhood will hopefully break that endless cycle of crime and poverty we continue to perpetuate today...

SpeakUp! Austin - Where Should we Invest?
FY 2013-14 Action Plan - Community Needs Assessment
March 20, 2013 - April 26, 2013

The following does not represent a complete transcript of public testimony, and is a summary of the public testimony by NHCD staff.

Tim Thomas	We should invest in making permitting and zoning easier and faster. The only way to truly fix this problem is by creating tons of supply. We need to remove McMansion, especially in East Riverside. There are many large lots (many 1/2 acre and 1 acre lots) in the Riverside area that could add garage apartments with ease. Make it easier to subdivide lots. There are also many houses, duplexes, and four-plexes that have been owned by slum lords and are in need of heavy remediation or tear down. We should offer automatic up zoning from single-family to multi-family. We should also allow projects to jump to the head of the permitting line that double the capacity of the previous home/multi-family. We are never going to have enough money to subsidize apartments for all the people who need them. And subsidies don't address the people in the median income range who are finding Austin unaffordable. The fairest thing to do is encourage tons of new supply so that prices can stabilize.
Jenn G.	I think all of these services are great, but I think the larger issue is a policy one. Austinites are being priced out of Austin because of the type of development that is occurring. I think focusing more on changing the way Austin is developed has more "bang for the buck".
Bridget	Bus stops should be made attractive, clean, and well-lit--- and should become the location of any new community services such as farmer's markets-- so that public transit will be more welcoming to both those who depend on it as well as "choice riders", thus creating a more diverse and accommodating public life within the neighborhood.

Tomko, Jonathan

From: Dukes, Ateja
Sent: Wednesday, April 10, 2013 11:12 AM
To: Tomko, Jonathan
Subject: FW: Community Needs Assessment Input

FYI

-----Original Message-----

From: Marilyn Hartman [<mailto:marilyn.hartman@earthlink.net>]
Sent: Wednesday, April 10, 2013 12:06 AM
To: NHCD
Subject: Community Needs Assessment Input

I am writing to encourage NHCD and the Austin City Council to continue Permanent Supportive Housing (PSH) as a priority in its Community Needs Assessment.

In November 2011, 100 of the most vulnerable homeless in Austin were identified with the goal of providing housing and supports for them; they were deemed to be individuals that would most likely be dead within 5 years if they were not housed. Many had mental or physical illnesses or substance use disorder, or a combination of those. A year and a half later, only 14 of the 100 have been housed and given support services, and 4 have died waiting, all because we do not have housing stock that is affordable. Typically, these are citizens that need a lot of support and consistency in their daily routines if they are to be successful living in the community, thus PSH. The alternatives, as we have seen, are expensive to taxpayers and detrimental to the ill individuals; these include jails, prisons, ERs, mental hospitals, and homelessness itself.

What is possible with PSH was demonstrated by a joint project of the Community Court and the non-profit organizations Caritas and Foundation Communities. Twenty homeless individuals who had each been arrested 25 or more times in 2 years, many with mental illness and/or substance use disorder, were housed and given intensive case management. At last report, all but 2 had maintained their housing.

Unfortunately, the need for PSH far outstrips these 125 individuals. We have not yet reached our goal of creating 350 units, intended to be operational by 2014, and the growing need suggests as many as 2,000 units more are necessary. In the meantime, homeless people are at risk.

Austin must persevere in creating PSH! Thank you for your support in this effort!

Marilyn Hartman
Housing Chair, NAMI Austin (National Alliance on Mental Illness, Austin affiliate) marilyn.hartman@earthlink.net
512-333-4375

City of Austin
APR 10 2013
NHCD / AHFC

My name is Stuart Hersh, and like most in Austin I rent. I worked for the City of Austin for over 30 years, and have been a paid or unpaid consultant with a few not-for-profit organizations for the past 4 years. I help these not-for-profit organizations create S.M.A.R.T. Housing under very trying circumstances.

I am speaking tonight about the Needs Assessment for the Action Plan. I am speaking for myself and am not speaking for any of the organizations that I provide support on either a pro-bono or fee basis.

I work with organizations that provide affordable rental housing for some people who can afford rents in the \$135 - \$350 range. Those organizations who otherwise could serve these extremely low income renters will be unable to do so if there is a city decision to decrease its commitment to housing affordability.

The GO Bonds were marketed in 2006 as a supplement to existing investment in housing affordability, not a tool to supplant federal and local investment. But supplant is what they did.

The voters in 2012 approved affordable housing bonds for some of the poorest among us, women and children who were homeless. The voters did not approve bonds for housing that lacked specific performance measures and a commitment to geographic dispersion.

Please recommend funding at a level that shows Austin's commitment to the poorest among us who need their homes repaired as well as more opportunities to rent or own housing that is safe, in mixed-income neighborhoods, accessible for people with disabilities, reasonably-priced, and transit-oriented and meeting Austin Energy's internationally recognized Green Building standards. We used to call this S.M.A.R.T. Housing at the beginning of this century, and hopefully we will invest in S.M.A.R.T. Housing once again.

Stuart Hersh, 1307 Kinney Av #117 78704
shersh@austin.rr.com (512) 587-5093 (cell)

City of Austin

APR 04 2013

NHCD / AHFC

**Public Hearing
Community Development Commission
FY 2013-14 Action Plan - Draft Action Plan
June 13, 2013**

The following does not represent a complete transcript of public testimony, and is a summary of the public testimony by NHCD staff.

Name	Statement
Charles Cloutman, Meals on Wheels and More, and Austin Home Repair Coalition	Would like to ask for local funding for the Home Repair Program. We would like the CDC to make a recommendation to Council to fully fund the G.O. Repair Program, if we could adequately fund it. If it is funded with City funds it has less strings attached than federal. The program works really well, people need help now. There are 13,000 low income homeowners that need their homes repaired right now. We help fix about 200 of them every year. We've fixed roughly 800 houses since we've been doing this. \$3M would adequately fund the 5 agencies that utilize the G.O. Repair Funding.
Kathy Stark, Austin Tenant's Council (ATC)	We are recommended for funding for rental repair assistance program, educating tenants on what their rights are and how to ensure landlords make repairs. Thank you staff for recommending continued funding. Any support that the CDC can provide us to ensure City Council understands the importance of this program would be helpful to ensure we do not lose any valuable funding. As a City I have heard that we are now approaching close to 72% renters as more people move to Austin most are opting to become renters instead of homeowners.

Public Hearing
City Council
FY 2013-14 Action Plan - Draft Action Plan
June 20, 2013

The following does not represent a complete transcript of public testimony, and is a summary of the public testimony by NHCD staff.

Name	Statement
Stuart Hersh, Consultant	I'm here to support the staff recommendation for the action plan for they've once again done a masterful job of balancing community priorities in an era of decreasing federal investment. We are not allowed to plan for strategic use of local funds as part of the action plan process, so I'm asking you to consider the following questions and my proposed answers: 1.) Can we change the downtown density bonus program so that we I density in private investment and generate revenue affordability in the neighbors near downtown? 2.) Can we change the planned unit development ordinance in the coming months so that we achieve superior development and additional revenue for housing affordability? 3.) Can we reestablish a code enforcement budget goal of 90% of cited properties are in compliance within 90 days or subject to orders and penalties from the building and standards commission? 4.) Can we reestablish goals for timely processing of smart housing zoning, subdivision, site plan and building permit reviews and inspections while maintaining acceptable review and inspection standards for market rate development? 5.) Can we ask voters for less bond money in an election that may occur one year after most who voted said no to housing affordability bonds but yes to a women's and children's shelter and all other proposed bond items?
Kathy Stark, Austin Tenant's Council (ATC)	I'm in support of the action plan, and as Stewart just said, it makes planning very difficult when the federal dollars and the city dollars are separated. We used to go through the process where if the city was going to put some funds into it, it was done at the time of the action plan. Now the action plan happens and months later the city budget happens. And it makes planning much more difficult, so I would request that you consider that. The renters' rights assistance program is scheduled to get \$241,580 this year, and I'm requesting that the city put as much -- I think it was the enterprise fund, I'm in fact not sure which fund it comes out of. The \$16,483 additionally into the budget. It would give us a slight increase if you kept the city funding the same as it was last year because the HUD money went up. As you know, we have over 70% renters in town now. We have a big push by code enforcement to go after substandard housing. On the flyer code enforcement hangs is the austin's tenants council number to call for assistance, so we are being inundated by people that are having housing problems, on top of the fact that we're probably 98% rented right now, which makes housing very, very difficult. So I'm requesting that you consider that in the budget process. Thank you.
Charles Cloutman, Meals on Wheels and More, and Austin Home Repair Coalition	I want to let you know we're for the draft action plan. Once again housing has done a great job, as Stewart just said. What's in not in there obviously is the local part of this, and the discussion tends to get segmented with two parts to this budget. The home repair program needs to be funded, again, I've been up here many years now asking for \$3 million every year. To date the best we've been financed is \$1.1 to \$1.4 million. So we would ask that we be adequately funded during the budget.

**Written Comments Recieved
FY 2013-14 Action Plan - Draft Action Plan
May 31, 2013 - July 1, 2013**

The following does not represent a complete transcript of public testimony, and is a summary of the public testimony by NHCD staff.

Name	Statement
Reverend Ira L. Lewis	The Federal Grant that the City of Austin is applying for from HUD for the fiscal year 2013-2014 cycle must include dollars for the African American East Austin area. Our community is must be developed for Black business opportunity, affordable housing in the original and expanded area of Black East Austin. Redevelopment of the Black entertainment district, civic facilities, restoration of public schooling, a new digital marque sign and redevelopment improvement of Doris Miller Auditorium, grant dollars to further Black historical art facility to show accomplishment of the African American in the original East Austin from I35(west boundary) to Airport Blvd (east boundary), etc...

-----Original Message-----

From: Reverend Ira L Lewis (native born and native raised in the original East Austin area) (<mailto:trirason@gmail.com>)

Sent: Monday, June 17, 2013 11:02 PM

To: AustinGO

Subject: Form submission: AustinTexas.gov Feedback

Submitted on June 17, 2013 - 23:02

Submitted by user:

Submitted values are:

Please provide your suggestions or comments here.: The Federal Grant that the City of Austin is applying for from HUD for the fiscal year 2013-2014 cycle must include dollars for the African American East Austin area. Our community is must be developed for Black business opportunity, affordable housing in the original and expanded area of Black East Austin. Redevelopment of the Black entertainment district, civic facilities, restoration of public schooling, a new digital marque sign and redevelopment improvement of Doris Miller Auditorium, grant dollars to further Black historical art facility to show accomplishment of the African American in the original East Austin from I35(west boundary) to Airport Blvd (east boundary), etc..

--Your Contact Information--

Contact name: Reverend Ira L Lewis (native born and native raised in the original East Austin area)

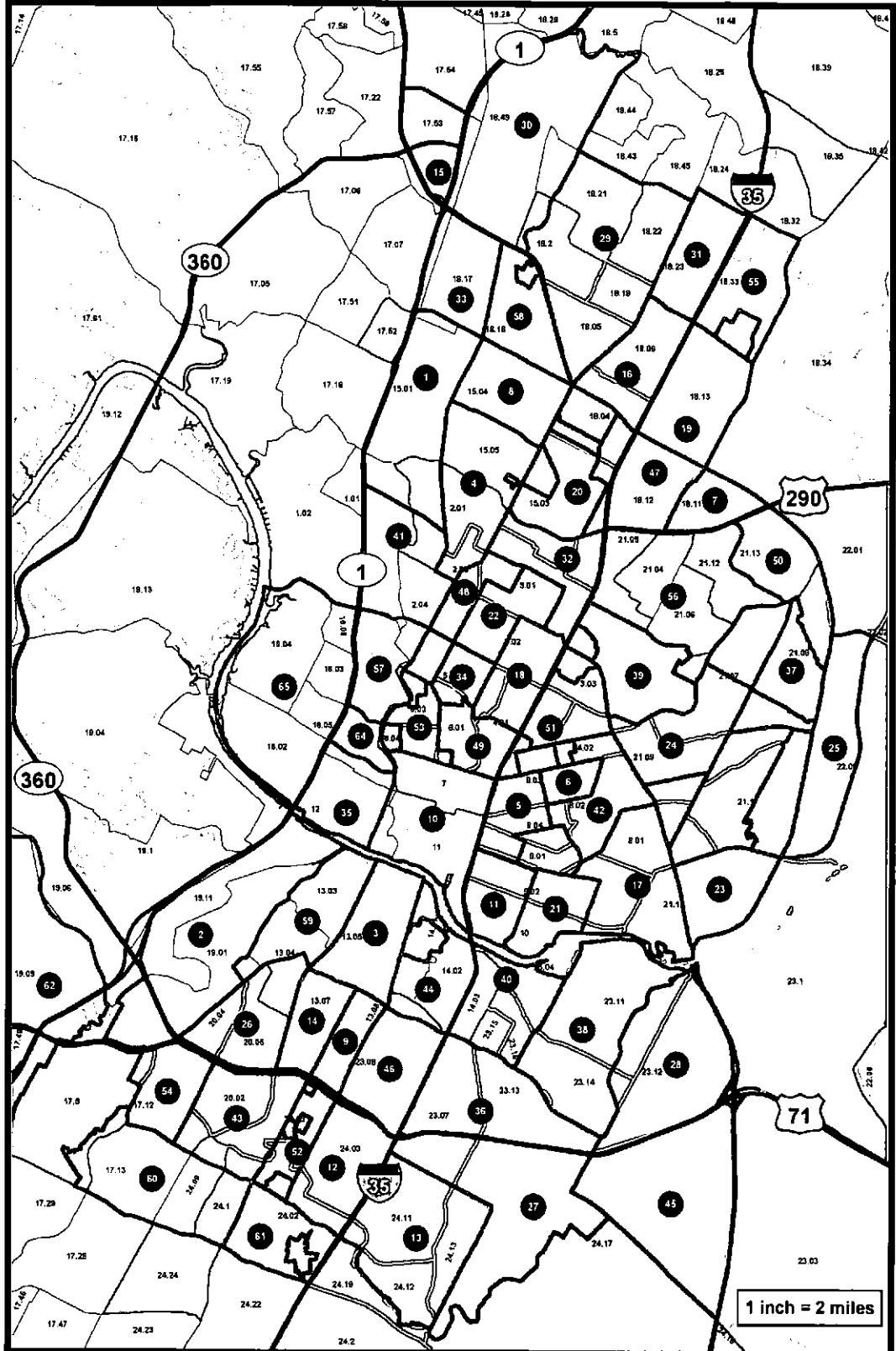
Mailing address: 2009B Conestoga Trail, Austin, Texas 78744

Email address: trirason@gmail.com

Phone number: 512-501-6662

Appendix II: Maps

ID	Neighborhood Plan
1	ALLANDALE
2	BARTON HILLS
3	BOULDIN CREEK
4	BRENTWOOD
6	CENTRAL EAST AUSTIN
6	CHESTNUT
7	CORONADO HILLS
8	CRESTVIEW
9	DAWSON
10	DOWNTOWN
11	EAST CESAR CHAVEZ
12	EAST CONGRESS
13	FRANKLIN PARK
14	GALINDO
16	GATEWAY
16	GEORGIAN ACRES
17	GOVALLE
18	HANCOCK
19	HERITAGE HILLS
20	HIGHLAND
21	HOLLY
22	HYDE PARK
23	JOHNSTON TERRACE
24	MLK
26	MLK-183
26	SOUTH LAMAR
27	MCKINNEY
28	MONTOPOLIS
29	NORTH AUSTIN CIVIC ASSOCIATION
30	NORTH BURNET
31	NORTH LAMAR
32	NORTH LOOP
33	NORTH SHOAL CREEK
34	NORTH UNIVERSITY
36	OLD WEST AUSTIN
36	PARKER LANE
37	PECAN SPRINGS-SPRINGDALE
38	PLEASANT VALLEY
39	RMMA
40	RIVERSIDE
41	ROSEDALE
42	ROSEWOOD
43	SOUTH MANCHACA
44	SOUTH RIVER CITY
46	SOUTHEAST
48	ST. EDWARDS
47	ST. JOHNS
48	TRIANGLE STATE
49	UT
50	UNIVERSITY HILLS
51	UPPER BOGGY CREEK
52	WEST CONGRESS
53	WEST UNIVERSITY
54	WESTGATE
56	WINDSOR HILLS
56	WINDSOR PARK
57	WINDSOR ROAD
58	WOOTEN
59	ZILKER
60	GARRISON PARK
61	SWEETBRIAR
62	EAST OAK HILL
63	WEST OAK HILL
64	OLD ENFIELD
66	WEST AUSTIN NEIGHBORHOOD GROUP



Census Tract	
AVG of Low-Mod %	
	0 - 50.99 %
	> = 51.00%

City of Austin Neighborhood Planning Areas FY 2013-14









This map has been produced by the City of Austin's Neighborhood Housing
Community Development Office for the sole purpose of geographic
reference. No warranty is made by the City of Austin regarding specific accuracy or completeness.
Created May 2013

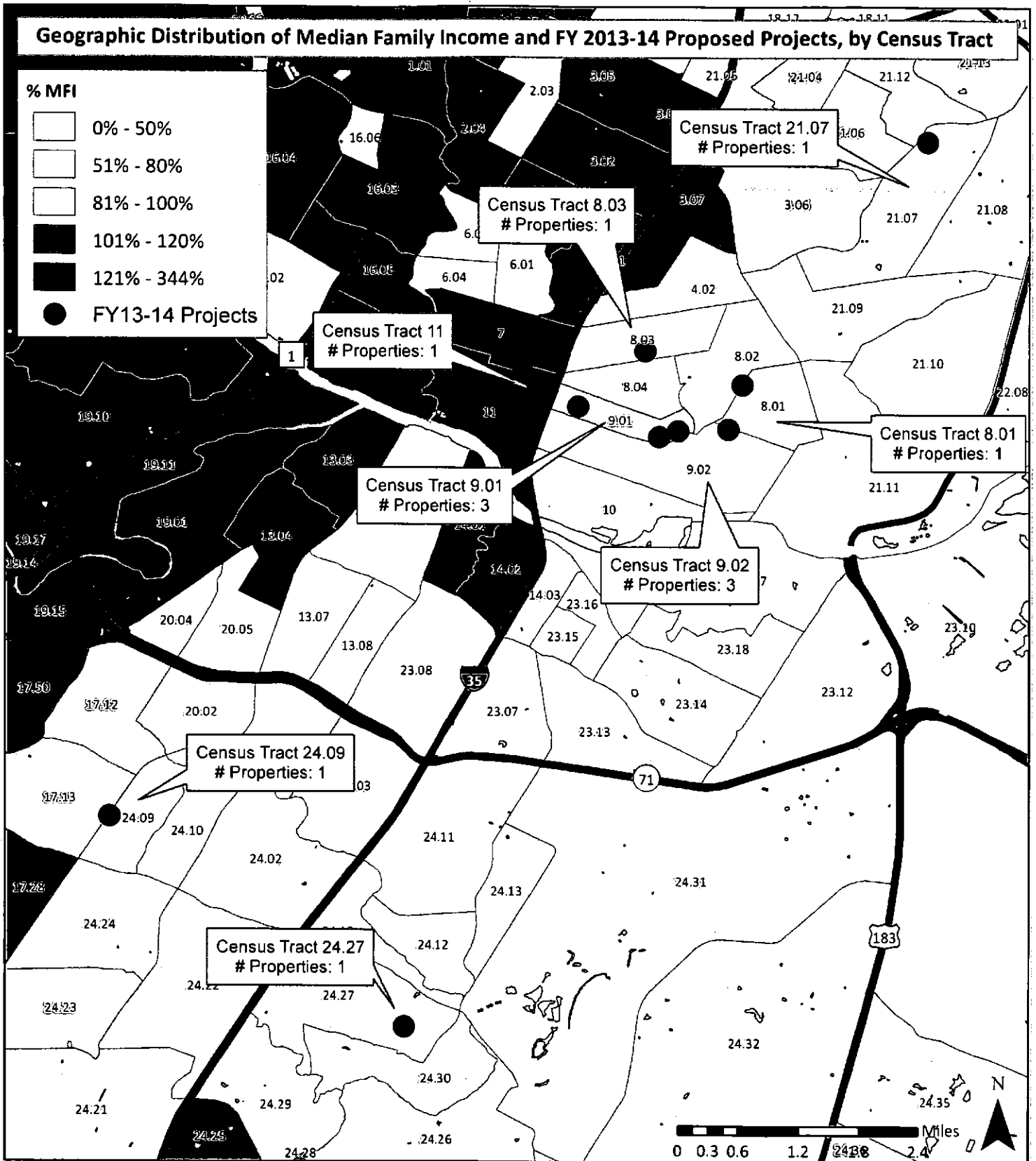
Source(s): City of Austin,
U.S. Department of Housing and Urban Development and
U.S. Census Bureau; 2000 Decennial Census

Geographic Distribution of Median Family Income and FY 2013-14 Proposed Projects, by Census Tract

% MFI

-  0% - 50%
-  51% - 80%
-  81% - 100%
-  101% - 120%
-  121% - 344%

 FY13-14 Projects



Author: City of Austin, NHCD

Source: U.S. Census Bureau, ACS 2010 (5-Year Estimates)

This map has been produced by the City of Austin for the sole purpose of geographic reference. No warranty is made by the City of Austin regarding specific accuracy or completeness.

Date: June 2013.




Projects identified on this map represent planned City of Austin invest in specific geographic areas in FY 2013-14.

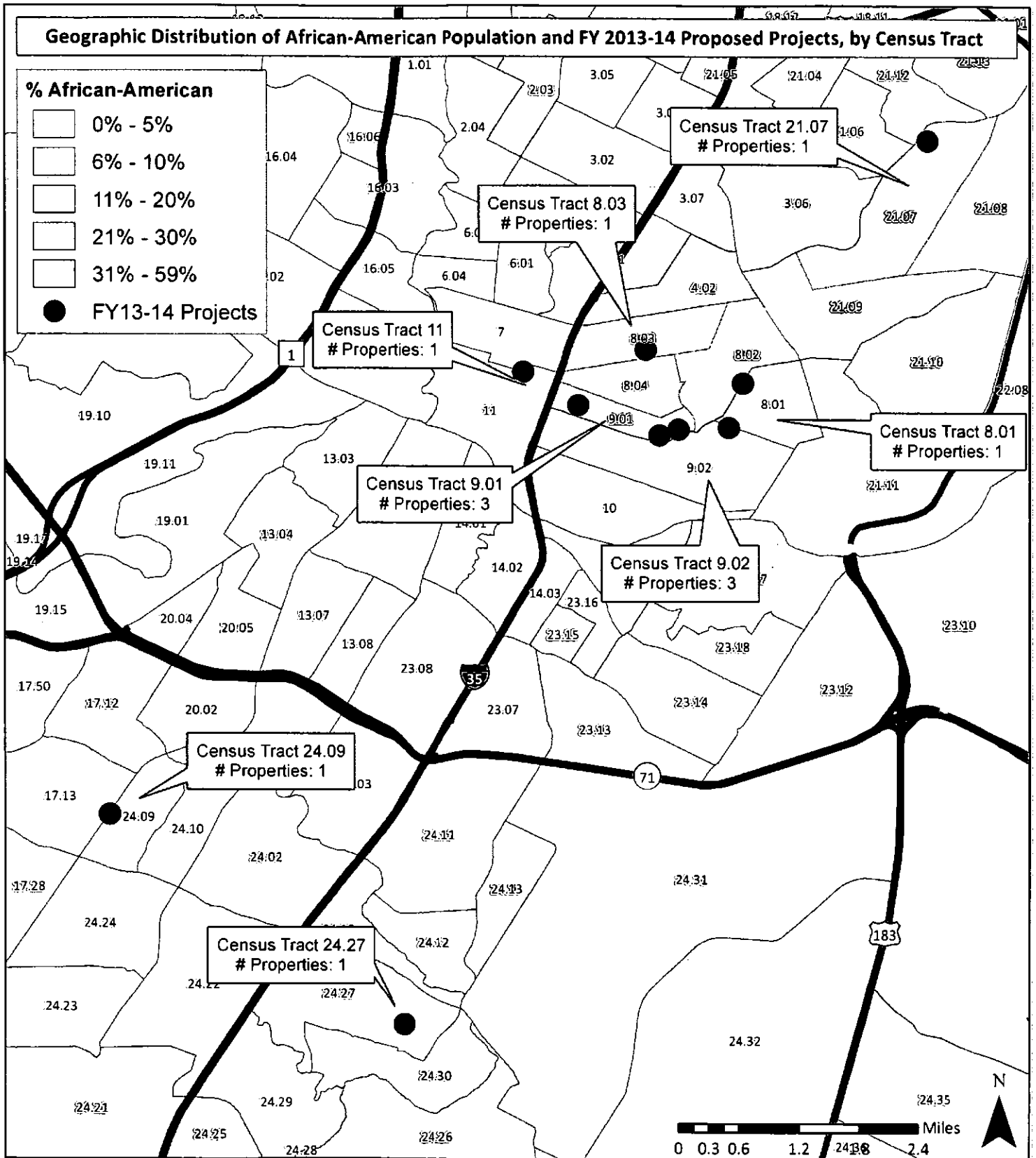
All other projects will be designated through application processes in FY 2013-14.

Geographic Distribution of African-American Population and FY 2013-14 Proposed Projects, by Census Tract

% African-American



● FY13-14 Projects



Author: City of Austin, NHCD

Source: U.S. Census Bureau, ACS 2010 (5-Year Estimates)

This map has been produced by the City of Austin for the sole purpose of geographic reference. No warranty is made by the City of Austin regarding specific accuracy or completeness.


Date: June 2013.



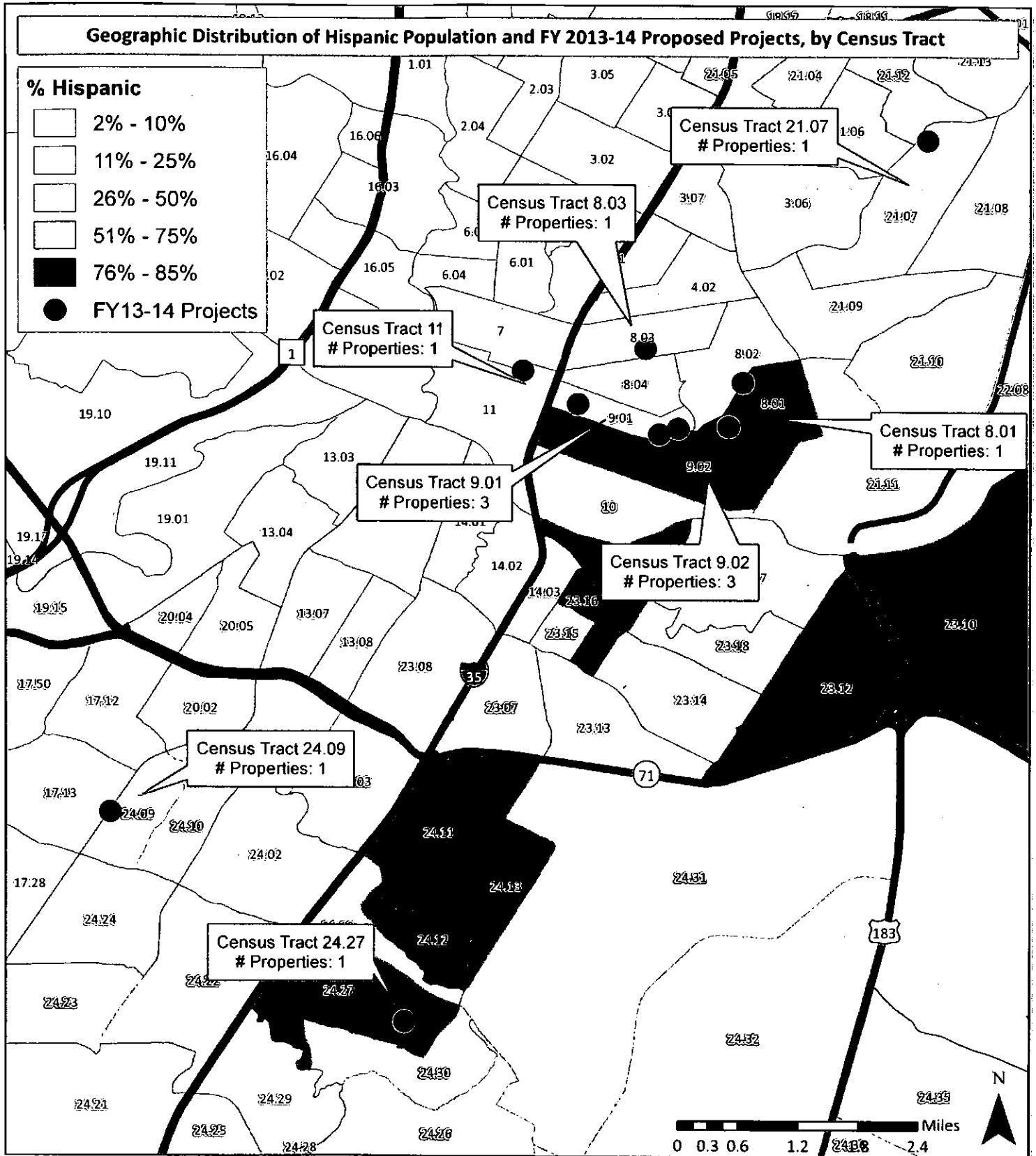
Projects identified on this map represent planned City of Austin invest in specific geographic areas in FY 2013-14. All other projects will be designated through application processes in FY 2013-14.

Geographic Distribution of Hispanic Population and FY 2013-14 Proposed Projects, by Census Tract

% Hispanic



● FY13-14 Projects



Author: City of Austin, NHCD

Source: U.S. Census Bureau, ACS 2010 (5-Year Estimates)

This map has been produced by the City of Austin for the sole purpose of geographic reference. No warranty is made by the City of Austin regarding specific accuracy or completeness.


Date: June 2013.



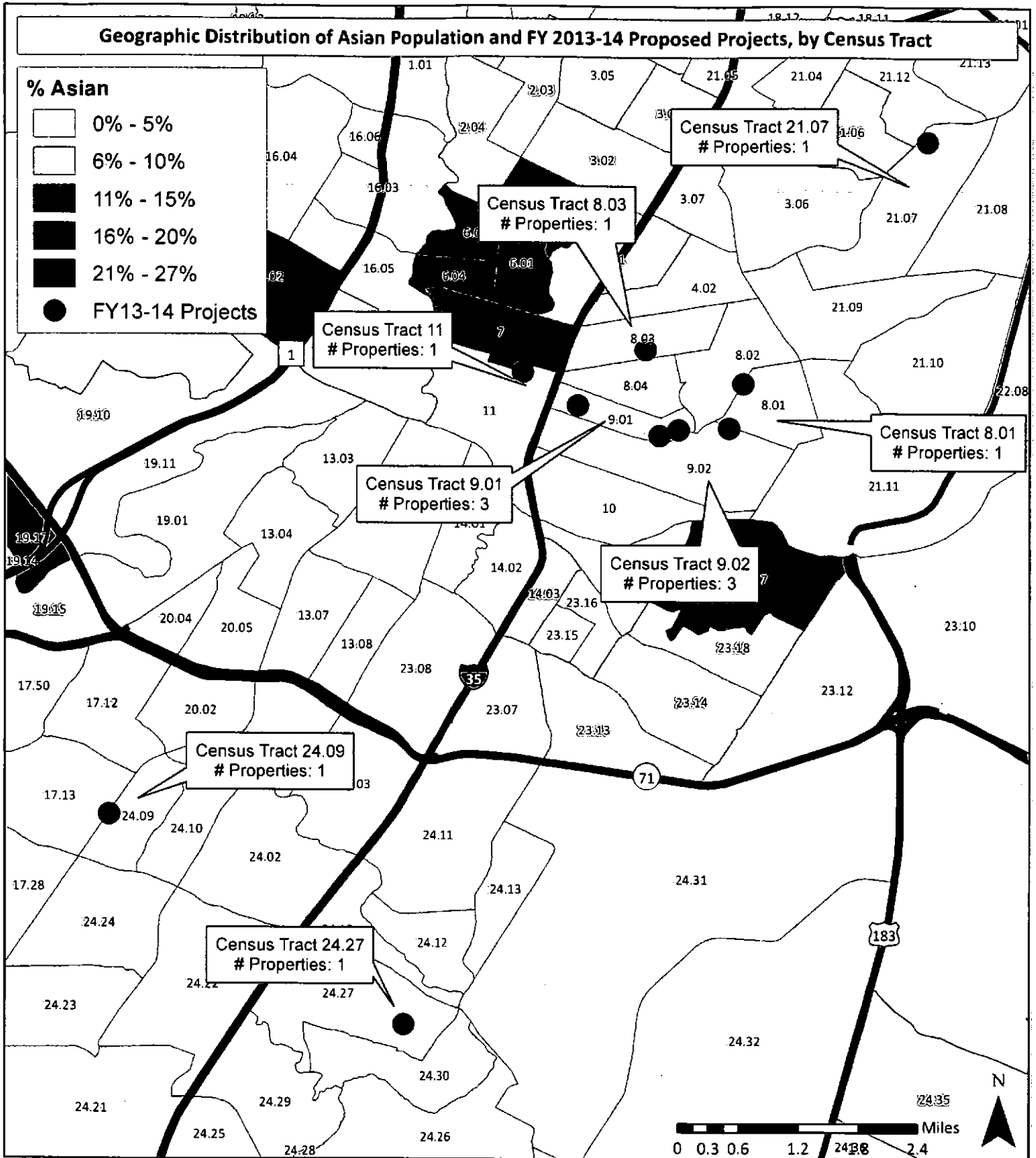
Projects identified on this map represent planned City of Austin invest in specific geographic areas in FY 2013-14. All other projects will be designated through application processes in FY 2013-14.

Geographic Distribution of Asian Population and FY 2013-14 Proposed Projects, by Census Tract

% Asian



● FY13-14 Projects



Author: City of Austin, NHCD

Source: U.S. Census Bureau, ACS 2010 (5-Year Estimates)

This map has been produced by the City of Austin for the sole purpose of geographic reference. No warranty is made by the City of Austin regarding specific accuracy or completeness.

Date: June 2013.



Projects identified on this map represent planned City of Austin invest in specific geographic areas in FY 2013-14. All other projects will be designated through application processes in FY 2013-14.

Appendix III: Program Guidelines and Supporting Documents

Appendix III A: Resale and Recapture Policies

RESALE AND RECAPTURE POLICIES

Participating Jurisdictions (PJs) undertaking HOME-assisted homebuyer activities, including any projects funded with HOME Program Income (PI), must establish written resale and/or recapture provisions that comply with HOME statutory and regulatory requirements. These provisions must also be set forth in the PJ's Consolidated Plan. The written resale and/or recapture provisions that a PJ submits in its annual Action Plan must clearly describe the terms of the resale and/or recapture provisions, the specific circumstances under which these provisions will be used (if more than one set of provisions is described), and how the PJ will enforce the provisions for HOME-funded ownership projects. HUD reviews and approves the provisions as part of the annual Action Plan process.

The purpose of this section is to provide the "resale" and "recapture" policies of the City of Austin's Neighborhood Housing and Community Development Department (NHCD) and its subrecipient, the Austin Housing Finance Corporation (AHFC). As stated above, HOME requires that PJs utilize resale and/or recapture provisions to ensure continued affordability for low- to moderate-income homeowners and as a benefit to the public through the wise stewardship of federal funds.

NHCD has three programs which use HOME funds to assist homeowners or homebuyers:

1. Down Payment Assistance (DPA) - new homebuyers;
2. Acquisition and Development (A&D) - developers of new ownership housing, and;
3. Homeowner Rehabilitation Loan Program (HRLP) - owners of existing homes.

Resale

This option ensures that the HOME-assisted units remain affordable over the entire affordability period. The Resale method is used in cases where HOME funding is provided directly to a developer to reduce development costs, thereby, making the price of the home affordable to the buyer. Referred to as a "Development Subsidy," these funds are not repaid by the developer to the PJ, but remain with the property for the length of the affordability period.

Specific examples where the City of Austin would use the resale method include:

1. providing funds for the developer to acquire property to be developed or to acquire affordable ownership units;
2. providing funds for site preparation or improvement, including demolition; and
3. providing funds for construction materials and labor.

The City of Austin Resale Policy

Notification to Prospective Buyers. The resale policy is explained to the prospective homebuyer(s) prior to signing a contract to purchase the HOME-assisted unit. The prospective homebuyer(s) sign an acknowledgement that they understand the terms and conditions applicable to the resale policy as they have been explained. This document is included with the executed sales contract. (*See attached Notification for Prospective Buyers on Page IV-11.*)

Enforcement of Resale Provisions. The resale policy is enforced through the use of a Restrictive Covenant signed by the homebuyer at closing. The Restrictive Covenant will specify:

1. the length of the affordability period (based on the dollar amount of HOME funds invested in the unit; either 5, 10, or 15 years);
2. that the home remain the Buyer's principal residence throughout the affordability period; and
3. the conditions and obligations of the Owner should the Owner wish to sell before the end of the affordability period, including;
 - a. the Owner must contact the Austin Housing Finance Corporation in writing if intending to sell the home prior to the end of the affordability period;
 - b. The subsequent purchaser must be low-income as defined by HOME, and occupy the home as his/her new purchaser's primary residence for the remaining years of the affordability period. (However, if the new purchaser receives direct assistance through a HOME-funded program, the affordability period will be re-set according to the amount of assistance provided); and
 - c. The sales price must be affordable to the subsequent purchaser; affordable is defined as limiting the Principal, Interest, Taxes and Insurance (PITI) amount to no more than 30% of the new purchaser's monthly income.

Fair Return on Investment. The City of Austin will administer its resale provisions by ensuring that the Owner receives a fair return on his/her investment and that the home will continue to be affordable to a specific range of incomes. Fair Return on Investment means the total homeowner investment which includes the total cash contribution plus the approved capital improvements credits as described below:

1. The amount of the down payment;
2. The cost of any capital improvements, documented with receipts provided by the homeowner, including but not limited to:
 - a. Any additions to the home such as a bedroom, bathroom, or garage;
 - b. Replacement of heating, ventilation, and air conditioning systems;
 - c. Accessibility improvements such as bathroom modifications for disabled or elderly, installation of wheel chair ramps and grab bars, any and all of which must have been paid for directly by the Owner and

- which were not installed through a federal, state, or locally-funded grant program; and
- d. Outdoor improvements such as a new driveway, walkway, retaining wall, or fence.

Note: All capital improvements will be visually inspected to verify their existence.

3. The percentage of change as calculated by the Housing Price Index (HPI) Calculator of the Federal Housing Finance Agency. The HPI Calculator is currently located at www.fhfa.gov/Default.aspx?Page=86 and projects what a given house purchased at a point in time would be worth today if it appreciated at the average appreciation rate of all homes in the area. The calculation shall be performed for the Austin-Round Rock-San Marcos, TX Metropolitan Statistical Area.

Affordability to a Range of Buyers. The City will ensure continued affordability to a range of buyers, particularly those whose total household incomes range from 65 percent to no greater than 80 percent MFI. If the City of Austin or the Austin Housing Finance Corporation implements a Community Land Trust, the range of incomes will be broadened considerably.

Sales prices shall be set such that the amount of Principal, Interest, Taxes, and Insurance does not exceed 30 percent of the new Buyer's annual income. For FY 2012-13, the affordable sales price shall not exceed \$175,000, which would be affordable to a 4-person household at 80 percent MFI at today's lower home mortgage interest rates.

Example: A home with a 10-year affordability period was purchased six years ago by a person (the "original homeowner") who now wishes to sell. The original homeowner's mortgage was \$52,250 at 6.75% interest for 30 years, and has made payments for 72 months. The current mortgage balance is \$48,270. The principal amount paid down so far is \$3,980.

Calculating Fair Return on Investment.

Down payment: The original homeowner was required to put down \$1,000 earnest money at the signing of the sales contract.

Cost of Capital Improvements: The original homeowner had a privacy fence installed four years ago at the cost of \$1,500 and has receipts to document the improvement. A visual inspection confirmed the fence is still in place.

Percentage of Change. The original purchase price for the home was \$55,000 and the amount of developer subsidy was \$25,000, thus requiring the 10-year affordability period.

For the purposes of using the Federal Housing Finance Agency's Housing Price Index calculator, the home was purchased in the 3rd Quarter of 2006, and will be

calculated using the most current quarter available, 1st Quarter 2012. Using the Housing Price Index calculator, the house would be worth approximately \$61,112.

Calculating the Fair Return to the Original Owner:

Down payment:	\$1,000
Capital Improvements:	\$1,500
Principal Paid:	\$3,980
Increase in value per HPI:	<u>\$6,112</u>
	\$12,592 Fair Return on Investment

In order to realize a fair return to the original homeowner, the sales price must be set at roughly \$61,000 (i.e., \$55,000 [\$3,980 in principal payments made plus remaining mortgage balance of \$48,270] + \$1,000 down payment + \$1,500 capital improvements + \$6,112 HPI increase = \$60,862)

Affordability for a Range of Buyers. If the original homeowner sets the sales price at \$61,000 to get a fair return on investment, and if current (2012) assumptions are used for front/back ratios, interest rates, insurance, taxes, an 80% Loan-to-Value (LTV) Ratio, etc., the monthly PITI would be approximately \$483.

The PITI of \$483 could, in theory, be supported by an annual household income of \$19,500 and not exceed 30% of the subsequent homeowner's monthly income. The housing costs could be supported more realistically by households with incomes between 50% and 80% MFI. However, with an 80% LTV ratio, most buyers will require down payment assistance which, if HOME funds are used, would create a new affordability period based on the level of the new HOME investment.

If the subsequent homeowner does not require any HOME subsidy to purchase the home, the affordability period would end in 4 years at which time the subsequent homeowner could sell to any buyer at any price.

Recapture

Under HOME recapture provisions financial assistance must be repaid if it is provided directly to the buyer or the homeowner. Upon resale the seller may sell to any willing buyer at any price. The written agreement and promissory note will disclose the net proceeds percentage if any that will be allotted to the homebuyer and what proceeds will return to the PJ. Once the HOME funds are repaid to the PJ, the property is no longer subject to any HOME restrictions. The funds returned to the PJ may then be used for other HOME-eligible activities.

The City of Austin Recapture Policy

The City of Austin and Neighborhood Housing and Community Development (NHCD) HOME funded program under the recapture provisions is the Down Payment Assistance Program (DPA). The Austin Housing Finance Corporation's (AHFC) HOME funded program under recapture provisions is the Homeowner Rehabilitation Loan Program (HRLP).

The (HOME) federal assistance will be provided in the form of a 0% interest, deferred payment loan. The fully executed (by all applicable parties) and dated Written Agreement, Promissory Note and Deed of Trust will serve as the security for these loans. The Deed of Trust will also be recorded in the land records of Travis County or Williamson County.

The payment of the DPA or HRLP Promissory Note is made solely from the net proceeds of sale of the Property (except in the event of fraud or misrepresentation by the Borrower described in the Promissory Note).

The City of Austin and/or AHFC/NHCD may share any resale equity appreciation of HOME-assisted DPA or HRLP loans with the Borrower/Seller according to the following two recapture models:

Standard Down Payment Assistance. The City of Austin will calculate the recapture amount and add this to the existing payoff balance of the DPA loan. The entire payoff balance must be paid to AHFC/NHCD before the homebuyer receives a return. The recapture amount is limited to the net proceeds available from the sale. However, the amount of standard Down Payment Assistance will be forgivable at the end of maturity date if the borrower met all of the program requirements.

Appraised Value of Property or Sales Price (whichever is less)		\$
Original Senior Lien Note Amount	(-)	\$
Any reasonable and customary sales expenses paid by the Borrower in connection with the sale (Closing costs)	(-)	\$
Net proceeds		\$
DPA Original Note Amount	(-)	\$
Equity to Borrower/Seller	=	\$

Shared Equity Down Payment Assistance (DPA). The City of Austin and AHFC/NHCD will permit the Borrower/Seller to recover their entire investment (down payment and capital improvements made by them since purchase) before recapturing the HOME investment. The recapture amount is limited to the net proceeds available from the sale.

Down Payment Formula. Equity to be shared: The Appraised Value of the Property at time of resale less original senior lien Note, less borrower's cash contribution, less capital improvement recapture credit, less the Original Principal Amount of Mortgage Assistance under the DPA Mortgage, calculated as follows:

Appraised Value of Property or Sales Price (whichever is less)		
Original Senior Lien Note Amount	(-)	\$
Any reasonable and customary sales expenses paid by the Borrower in connection with the sale (Closing costs)	(-)	\$
Net proceeds		\$
Borrower's Cash Contribution	(-)	\$
Capital Improvement Recapture Credit	(-)	\$
DPA Mortgage Assistance Amount	(-)	\$
Equity to be Shared	=	

The homebuyer's entire investment (cash contribution and capital improvements) must be repaid in full before any HOME funds are recaptured. The capital improvement recapture credit will be subject to:

1. The borrower having obtained NHCD approval prior to his/her investment; and
2. The borrower providing proof of costs of capital improvements with paid receipts for parts and labor.

Calculation of Shared Equity Percentage. Percentage shall remain the same as calculated at initial purchase (as set forth above).

Shared Equity Payment Due to NHCD or the City of Austin. Shall be (Equity to be shared) x (Shared Equity Percentage), calculated as follows:

Equity to be shared		\$
Shared Equity Percentage	X	%
Shared Equity Payment Due to NHCD/City of Austin	=	\$

Total Due to NHCD or City of Austin. Shall be the total of all amounts due to NHCD or the City of Austin calculated as follows:

Mortgage Assistance Amount		\$
Interest and Penalties	+	\$
Shared Equity Payment	+	\$
Total Due to NHCD/City of Austin	=	\$

HRLP Homeowner Reconstruction Formula. Upon executing and dating the Promissory Note, Written Agreement and the Deed of Trust the parties agree that the Mortgage Assistance Amount provided to Borrower by AHFC is to be 25% of the Borrower's/Sellers equity in the Property.

Equity to be Shared. The Appraised Value of the Property at time of resale, less closing costs, homeowner's cash contribution (if any), capital improvement recapture credit, AHFC original assistance amount, calculated as follows:

Appraised Value of Property or Sales Price (whichever is less)		
Any reasonable and customary sales expenses paid by the Borrower/Seller in connection with the sale (Closing costs)	(-)	\$
Homeowner's Cash Contribution	(-)	\$
Capital Improvement Recapture Credit	(-)	\$
AHFC or the City of Austin Original HRLP Assistance Amount	(-)	\$
Equity to be Shared	=	

Calculation of Shared Equity Percentage: Percentage shall remain the same as initially determined (as set forth above). Shared Equity Payment Due to AHFC or the City of Austin: Shall be (Equity to be shared) x (Shared Equity Percentage), calculated as follows:

Equity to be shared	\$
Shared Equity Percentage	25%
Shared Equity Payment Due to AHFC or the City of Austin	= \$

Total Due to AHFC or the City of Austin: Shall be the total of all amounts due to AHFC or the City of Austin calculated as follows:

Existing Owing HRLP Mortgage Assistance Amount	\$
Shared Equity Percentage Payment	+ \$
Sum Total Due to AHFC or the City of Austin	\$

HRLP Homeowner Rehabilitation Formula. Equity to be shared: The Appraised Value of the Property at time of resale, less closing costs, homeowner's cash contribution (if any), capital improvement recapture credit, AHFC or the City of Austin's original assistance amount, calculated as follows:

Appraised Value of Property or Sales Price (whichever is less)		
Any reasonable and customary sales expenses paid by the homeowner in connection with the sale (Closing costs)	(-)	\$
Homeowner's Cash Contribution	(-)	\$
Capital Improvement Recapture Credit	(-)	\$
AHFC and/or the City of Austin's Original HRLP Assistance Amount	(-)	\$
Equity to Borrower/Seller	=	

Net proceeds consist of the sales prices minus loan repayment, other than HOME funds, and closing costs. If the net proceeds of the sale are insufficient to fully satisfy the amounts owed on the HRLP Note the AHFC or the City of Austin may not personally seek or obtain a deficiency judgment or any other recovery from the Borrower/Seller. The amount due to Lender is limited to the net proceeds, if any, if the net proceeds are not sufficient to recapture the full amount of HOME funds invested plus allow Borrower to recover the amount of Borrower's down-payment and capital improvement investment, including in, but not limited to, cases of foreclosure or deed-in-lieu of foreclosure,. If there are no net proceeds AHFC or the City of Austin will receive no share of net proceeds.

However, in the event of an uncured Default, AHFC or the City of Austin may, at its option, seek and obtain a personal judgment for all amounts payable under the Note. This right shall be in addition to any other remedies available to AHFC and/or the City of Austin. If there are insufficient funds remaining from the sale of the property and the City of Austin or the Austin Housing Finance Corporation (AHFC) recaptures less than or none of the recapture amount due, the City of Austin and/or AHFC must maintain data in each individual HRLP file that documents the amount of the sale and the distribution of the funds.

This will document that:

1. There were no net sales proceeds; or
2. The amount of the net sales proceeds was insufficient to cover the full amount due; and
3. No proceeds were distributed to the homebuyer/homeowner.

Under "Recapture" provisions, if the home is SOLD prior to the end of the required affordability period, the net sales proceeds from the sale, if any, will be returned to the City of Austin and/or AHFC to be used for other HOME-eligible activities. Other than the actual sale of the property, if the homebuyer or homeowner breaches the terms and conditions for any other reason, e.g. no longer occupies the property as his/her/their principal residence, the full amount of the subsidy is immediately due and payable.

If Borrower/Seller is in Default, AHFC and/or the City of Austin may send the Borrower/Seller a written notice stating the reason Borrower/Seller is in Default and telling Borrower/Seller to pay immediately:

- (i) the full amount of Principal then due on this Note,
- (ii) all of the interest that Borrower/Seller owes, and that will accrue until paid, on that amount, and
- (iii) all of AHFC/or the City of Austin's costs and expenses reimbursable Recovery against the Borrower/Seller responsible for the fraud or

misrepresentation is not limited to the proceeds of sale of the Property, but may include personal judgment and execution thereon to the full extent authorized by law.

Affordability Periods

HOME Program Assistance Amount	Affordability Period in Years
\$1,000 - \$14,999.99	5
\$15,000 – \$40,000	10
Over \$40,000	15
Reconstruction Projects*	20

*City of Austin policy

A HOME Written Agreement, Note and Deed of Trust will be executed by the Borrower and the City of Austin and/or the Austin Housing Finance Corporation (AHFC) that accurately reflects the resale or recapture provisions before or at the time of sale.

References: [HOMEfires Vol 5 No 2, June 2003 – Repayment of HOME Investment; Homebuyer Housing with a 'Recapture' Agreement; Section 219(b) of the HOME Statute; and §92.503(b)(1)-(3) and (c)]

City of Austin Refinancing Policy

In order for new executed subordination agreement to be provided to the senior first lien holder, the senior first lien refinance must meet the following conditions:

1. The new senior first lien will reduce the monthly payments to the homeowner, thereby making the monthly payments more affordable; or
2. Reduce the loan term;
3. The new senior lien interest rate must be fixed for the life of the loan (Balloon or ARM loans are ineligible);
4. No cash equity is withdrawn by the homeowner as a result of the refinancing actions;
5. AHFC/NHCD and/or the City will, at its discretion, agree to accept net proceeds in the event of a short sale to avoid foreclosure; and
6. Only if the borrower meets the minimum requirements to refinance, the City can re-subordinate to the first lien holder.

The refinancing request will be processed according to the following procedure:

1. Submit a written request to Compliance Division to verify the minimum refinancing requirements with one month in advance from the expected closing;
2. NHCD/AHFC will review the final HUD-1 Settlement Statement two weeks prior to closing the refinance.
3. If applicable, NHCD/AHFC or the City of Austin will issue written approval a week prior to the closing date.

4. NHCD/AHFC will be provided with a copy of the final, executed HUD-1 Settlement Statement, Promissory Note, and recorded Deed of Trust three days in advance of the closing date.
5. If written permission is not granted by AHFC/NHCD or the City of Austin allowing the refinance of the Senior Lien, the DPA OR HRLP Loan will become immediately due and payable prior to closing the refinance.
6. If written permission is granted by AHFC/NHCD and/or the City of Austin and it is determined that the refinancing action does not meet the conditions as stated above, the DPA OR HRLP Loan will become immediately due and payable prior to closing the refinance.
7. Home Equity loans will trigger the repayment requirements of the DPA OR HRLP Programs loans. The DPA or HRLP Notes must be paid off no later than when the Home Equity Loan is closed and funded.
8. The DPA OR HRLP Notes must be paid-in-full in order for AHFC/NHCD and/or the City of Austin to execute a release of lien.

Basic Terminology

Affordable Housing: The City of Austin follows the provisions established on 24 CFR 92.254, and consider that in order for homeownership housing to qualify as *affordable housing* it must:

- Be single-family, modest housing,
- Be acquired by a low-income family as its principal residence, and
- Meet affordability requirements for a specific period of time as determined by the amount of assistance provided.

The City: means the City of Austin's Neighborhood Housing and Community Development Office (NHCD) or its sub recipient, the Austin Housing Finance Corporation (AHFC).

Fair Return on Investment: means the total homeowner investment which includes the total cash contribution plus the approved capital improvements credits.

Capital Improvement: means additions to the property that increases its value or upgrades the facilities. These include upgrading the heating and air conditioning system, upgrading kitchen or bathroom facilities, adding universal access improvements, or any other permanent improvement that would add to the value and useful life of the property. The costs for routine maintenance are excluded.

Capital Improvement Credit: means credits for verified expenditures for Capital Improvements.

Direct HOME subsidy: is the amount of HOME assistance, including any program income that enabled the homebuyer to buy the unit. The direct subsidy includes down payment, closing costs, interest subsidies, or other HOME assistance provided directly to the homebuyer. In addition, direct subsidy includes any assistance that reduced the purchase price from fair market value to an affordable price.

Direct HOME subsidy for Homeowner Rehabilitation Loan Program: is the amount of HOME assistance, including any program income that enabled the homebuyer to repair or reconstruct the unit. The direct subsidy includes hard costs and soft cost according to 24 CFR 92.206

Net proceeds: are defined as the sales price minus superior loan repayment (other than HOME funds) and any closing costs.

Recapture: The recapture provisions are established at §92.253(a)(5)(ii), permit the original homebuyer to sell the property to any willing buyer during the period of affordability while the PJ is able to recapture all or a portion of the HOME-assistance provided to the original homebuyer.

Source: Notice: CPD 12-003 <http://www.hud.gov/offices/cpd/lawsregs/notices/2012/12-003.pdf>

INFORMATION FOR PROSPECTIVE BUYERS

The [Five] [Ten] [Fifteen]-Year Affordability Period & The Restrictive Covenant Running With the Land

I understand that because a certain amount of federal funds were used by [Developer Name] to develop the property at _____, the federal government requires that certain restrictions apply to the occupancy or re-sale of this home for a period of [five (5) ten (10) fifteen (15)] years. I understand that during that [five] [ten] [fifteen]-year period, those requirements will be enforced through a legally-enforceable document called a "Restrictive Covenant Running with the Land."

Please
Initial
Below

If I choose to purchase this home, at the time the home is sold to me, I will sign a Restrictive Covenant Running with the Land, and it will be filed in the Official Public Records of the Travis County Clerk's Office. The requirements of the Restrictive Covenant Running with the Land are:

- _____ • That I must occupy the home as my principal residence during the [5] [10] [15]-year period in which the Restrictive Covenant is in effect;
- _____ • If I wish to sell the Property before the end of that period, I am required to sell it to a subsequent buyer whose total household income is **at or below 80% of the Austin area Median Family Income** in effect for the year I wish to sell the home.
- _____ • The sales price must be set such that I receive a **fair return** which shall be defined as:
 - 1. The amount of any cash contributions including the down payment and principal payments made;
 - 2. The cost of any capital improvements, documented with receipts, and including but not limited to:
 - a. Any additions to the home such as a bedroom, bathroom, or garage;
 - b. Replacement of heating, ventilation, and air conditioning systems;
 - c. Accessibility improvements such as bathroom modifications for disabled or elderly, installation of wheel chair ramps and grab bars, any and all of which must have been paid for directly by the Owner and which were not installed through a federal, state, or locally-funded grant program; and
 - d. Outdoor improvements such as a new driveway, walkway, retaining wall, or fence.
- _____ • The sales price must be set so that the monthly principal, interest, taxes and insurance to be paid by the subsequent buyer **will not exceed 30% of that subsequent buyer's monthly household income.**
- _____ • **I will notify the Austin Housing Finance Corporation (AHFC) in writing** so that AHFC can assist with the compliance of this federal regulation.

I/We acknowledge having received this information about the federal requirements involved if I/we decide to purchase this home.

Signature

Date

Signature

Date

Appendix III B: ESG Program Standards



CITY OF AUSTIN
Health and Human Services Department

EMERGENCY SOLUTIONS GRANT PROGRAM (ESG)
PROGRAM STANDARDS AND GUIDELINES

A. ESG PROGRAM DESCRIPTION

I. Definitions Terms used herein will have the following meanings:

At Risk of Homelessness-

- (1) An individual or family who: (i) Has an annual income below 30% of median family income for the area; AND (ii) Does not have sufficient resources or support networks immediately available to prevent them from moving to an emergency shelter or another place defined in Category 1 of the "homeless" definition; AND (iii) Meets one of the following conditions: (A) Has moved because of economic reasons 2 or more times during the 60 days immediately preceding the application for assistance; OR (B) Is living in the home of another because of economic hardship; OR (C) Has been notified that their right to occupy their current housing or living situation will be terminated within 21 days after the date of application for assistance; OR (D) Lives in a hotel or motel and the cost is not paid for by charitable organizations or by Federal, State, or local government programs for low-income individuals; OR (E) Lives in an SRO or efficiency apartment unit in which there reside more than 2 persons or lives in a larger housing unit in which there reside more than one and a half persons per room; OR (F) Is exiting a publicly funded institution or system of care; OR (G) Otherwise lives in housing that has characteristics associated with instability and an increased risk of homelessness, as identified in the recipient's approved Consolidated Plan;
- (2) A child or youth who does not qualify as homeless under the homeless definition, but qualifies as homeless under another Federal statute;
- (3) An unaccompanied youth who does not qualify as homeless under the homeless definition, but qualifies as homeless under section 725(2) of the McKinney-Vento Homeless Assistance Act, and the parent(s) or guardian(s) or that child or youth if living with him or her.

CDO- Community Development Officer;

Chronic Homeless Person- An individual who:

- (i) Is homeless and lives in a place not meant for human habitation, a safe haven, or in an emergency shelter; and
- (ii) Has been homeless and living or residing in a place not meant for human habitation, a safe haven, or in an emergency shelter continuously for at least one year or on at least four separate occasions in the last 3 years, where each homeless occasion was at least 15 days; and
- (iii) Can be diagnosed with one or more of the following conditions: substance use disorder, serious mental illness, developmental disability (as defined in section 102 of the Developmental

Disabilities Assistance Bill of Rights Act of 2000 (42 U.S.C. 15002)), post-traumatic stress disorder, cognitive impairments resulting from brain injury, or chronic physical illness or disability;

City- City of Austin;

ESG- Emergency Solutions Grant program;

HHSD- Health and Human Services Department;

Homeless Person(s)-

(1) An individual or family who lacks a fixed, regular, and adequate nighttime residence, meaning:

- (i) An individual or family with a primary nighttime residence that is a public or private place not designed for or ordinarily used as a regular sleeping accommodation for human beings, including a car, park, abandoned building, bus or train station, airport, or camping ground;
- (ii) An individual or family living in a supervised publicly or privately operated shelter designated to provide temporary living arrangements (including congregate shelters, transitional housing, and hotels and motels paid for by charitable organizations or by federal, state, or local government programs for low-income individuals); or
- (iii) An individual who is exiting an institution where he or she resided for 90 days or less and who resided in an emergency shelter or place not meant for human habitation immediately before entering that institution;

(2) An individual or family who will imminently lose their primary nighttime residence, provided that:

- (i) The primary nighttime residence will be lost within 14 days of the date of application for homeless assistance;
- (ii) No subsequent residence has been identified; and
- (iii) The individual or family lacks the resources or support networks, e.g., family, friends, faith-based or other social networks needed to obtain other permanent housing;

(3) Unaccompanied youth under 25 years of age, or families with children and youth, who do not otherwise qualify as homeless under this definition, but who:

- (i) Are defined as homeless under section 387 of the Runaway and Homeless Youth Act (42 U.S.C. 5732a), section 637 of the Head Start Act (42 U.S.C. 9832), section 41403 of the Violence Against Women Act of 1994 (42 U.S.C. 14043e-2), section 330(h) of the Public Health Service Act (42 U.S.C. 254b(h)), section 3 of the Food and Nutrition Act of 2008 (7 U.S.C. 2012), section 17(b) of the Child Nutrition Act of 1966 (42 U.S.C. 1786(b)), or section 725 of the McKinney-Vento Homeless Assistance Act (42 U.S.C. 11434a);
 - (ii) Have not had a lease, ownership interest, or occupancy agreement in permanent housing at any time during the 60 days immediately preceding the date of application for homeless assistance;
 - (iii) Have experienced persistent instability as measured by two moves or more during the 60-day period immediately preceding the date of applying for homeless assistance; and
 - (iv) Can be expected to continue in such status for an extended period of time because of chronic disabilities, chronic physical health or mental health conditions, substance addiction, histories of domestic violence or childhood abuse (including neglect), the presence of a child or youth with a disability, or two or more barriers to employment, which include the lack of a high school degree or General Education Development (GED), illiteracy, low English proficiency, a history of incarceration or detention for criminal activity, and a history of unstable employment;
- or

(4) Any individual or family who:

- (i) Is fleeing, or is attempting to flee, domestic violence, dating violence, sexual assault, stalking, or other dangerous or life-threatening conditions that relate to violence against the individual or a family member, including a child, that has either taken place within the individual's or family's primary nighttime residence or has made the individual or family afraid to return to their primary nighttime residence;
- (ii) Has no other residence; and

(iii) Lacks the resources or support networks, e.g., family, friends, faith-based or other social networks, to obtain other permanent housing;

HUD- U.S. Department of Housing and Urban Development;

NHCD- Neighborhood Housing and Community Development Office;

Subrecipient- An organization receiving ESG funds from the City to undertake eligible ESG activities.

- II. **General** The Emergency Solutions Grant Program (ESG), formerly known as the Emergency Shelter Grant Program, is funded through the City's Neighborhood Housing and Community Development Office (NHCD), which is made available by the U.S. Department of Housing and Urban Development (HUD). The City utilizes ESG funds to provide an array of services to assist homeless persons and persons at-risk of homelessness.

The ESG program is designed to be the first step in a continuum of assistance to help clients quickly regain stability in permanent housing after experiencing a housing crisis and/or homelessness.

The City's Health and Human Services Department is responsible for the implementation of ESG in compliance with the governing regulations of the ESG program. The City's Neighborhood Housing and Community Development Office (NHCD) is responsible for the planning and administration of the ESG program. The Community Development Officer (CDO) of NHCD has the authority to establish processes, procedures, and criteria for the implementation and operation of the program, and to waive compliance with any provision of these guidelines if s/he determines that to do so does not violate any Federal, state, or local law or regulation, and is in the best interest of the City. Nothing contained, stated, or implied in this document shall be construed to limit the authority of the City to administer and carry out the program by whatever means and in whatever manner it deems appropriate.

- III. **Eligible Organizations** The subrecipient must be a unit of local government or a private, non-profit organization, as defined by the Internal Revenue Service tax code, evidenced by having a Federal identification number, filed articles of incorporation, and written organizational by-laws.
- IV. **Ineligible Organizations** An organization will not be eligible to apply for ESG funds if it meets the following conditions:
- A. Outstanding audit or monitoring findings, unless appropriately addressed by a corrective action plan;
 - B. Current appearance on the List of Suspended and Debarred Contractors;
 - C. Terms and conditions of existing contract are not in full compliance;
 - D. History of non-performance with contracts.
- V. **Matching Funds** Subrecipient organizations that receive ESG funds must provide a dollar for dollar (or 100%) match to their ESG award amount.
- A. Sources of matching funds include:
 - i. **Cash Contributions**- Cash expended for allowable costs identified in OMB Circular A-87 and A-122. *Program Income* for the ESG program can also be used as match funds.
 - ii. **Non-Cash Contributions**- The value of any real property, equipment, goods, or services.
 - B. Funds used to match a previous ESG grant may not be used to match a subsequent award.

VI. Eligible Activities The following is a list of eligible activities for the ESG Program:

- A. *Street Outreach*- Support services limited to providing emergency care on the streets, including engagement, case management, emergency health and mental health services, and transportation;
- B. *Emergency Shelter*- Includes essential services, case management, child care, education, employment, outpatient health services legal services, life skills training, mental health & substance abuse services, transportation, shelter operations, and funding for hotel/motel stays under certain conditions;
- C. *Homeless Prevention*- Includes housing relocation & stabilization services and short/medium-term rental assistance for individuals/families who are at risk of homelessness;
- D. *Rapid Re-Housing*- Includes housing relocation & stabilization services and short/medium-term rental assistance to help individuals/families move quickly into permanent housing and achieve stability;
- E. *Homeless Management Information System (HMIS)* costs; and
- F. *ESG Administration* costs.

VII. Client Eligibility

In order to be eligible for services under the ESG program, clients must meet HUD's definition of homelessness or at-risk of homelessness, and must meet annual income guidelines for homelessness prevention activities.

A. ESG Eligibility Documentation

- i. *Homelessness Prevention*: *This program will not provide Homelessness Prevention Services.*
- ii. *Rapid Re-Housing*:
 - a. Please refer to the *Homeless Eligibility Form* (Attachment A) or the *Unaccompanied Homeless Youth Eligibility Form* (also Attachment A) for more information on documenting homelessness for ESG clients.
 - b. Subrecipient agencies must collect the required supporting documentation requested in the *Homeless Eligibility Form* or the *Unaccompanied Homeless Youth Eligibility Form* in order for clients to be considered eligible for services.
 - c. All eligibility and supporting documentation for Rapid Re-Housing clients must be maintained in each client's file.

B. Confidentiality of Client Information

- a. Subrecipients must have written client confidentiality procedures in their program policies and procedures that conform to items *b – d* below:
- b. All records containing personally identifying information of any individual or family who applies for and/or receives ESG assistance must be kept secure and confidential.
- c. The address or location of any domestic violence project assisted under ESG shall not be made public.

- d. The address or location of any housing for a program participant shall not be made public.

VIII. Types and Limits of ESG Financial Assistance

There is no financial assistance provided with this allocation. However, in FY 12-13 Action Plan the City of Austin will be proposing using ESG funding for Direct Financial Assistance to use for the Rapid Re-housing program staff at the DACC and Communicable Disease Unit as well as at Front Steps and other ESG-funded agencies (State funded).

IX. Coordination Between Service Providers

The following list gives the types of service coordination activities to be undertaken for the ESG Program: Case management, permanent supportive housing, rapid re-housing and housing location and financial assistance.

Services will be coordinated between the downtown Austin Resource Center for the Homeless (ARCH), Downtown Austin Community Court, and in consultation with the local Continuum of Care as well as other service providers such as Austin Travis County Integral Care, Caritas of Austin, Salvation Army, Veterans Administration, Continuum of Care Permanent Supportive Housing programs and other appropriate federal, state and local service providers.

Agency	Case Management/ Supportive Services	Permanent Supportive Housing	Rapid Rehousing/ Housing Location	Direct Financial Assistance
Front Steps	X	X		
ESG FY 12-14 Funded Programs	X		X	X
Caritas of Austin with CoC and City funding	X	X	X	X
Downtown Community Court	X		X	
Other Continuum of Care programs	X	X		
City-funded Social Service Agencies	X	X	X	X

- X. **Homeless Management Information System (HMIS)** Organizations receiving funding from the City of Austin for homelessness prevention and homeless intervention services are required to utilize the Local Homeless Management Information System (HMIS) to track and report client information for individuals who are at risk of homelessness or who are homeless. A high level of data quality is required.

REQUIREMENTS INCLUDE:

- A. "Open settings" for Uniform Data Elements (UDE) will be used for all of the program's client records in order to reduce duplication of records and improve cross-agency collaboration around client services;
- B. Data quality report(s) submitted monthly (report and minimum standards to be specified);
- C. HMIS user licenses must be purchased for staff entering data into City-funded programs (may use City funds for licenses);
- D. Participation in Annual Homeless Count, Annual Homeless Assessment Report (AHAR), and other required HUD reporting;
- E. Participation in a minimum of 6 hours of annual training for each licensed user as well as attendance at required City-sponsored training(s) regarding HMIS and CTK ODM System.

The HMIS Annual Report must identify compliance levels with all of the requirements listed above as well as any feedback regarding the HMIS system.

If HMIS data quality reports consistently fall below minimum standards, the City of Austin reserves the right to withhold payments until reporting improves to at least minimum standards.

B. ESG PROGRAM MANAGEMENT

Management and operation of approved projects is the responsibility of the Subrecipient. The Subrecipient is the entity that will receive the City contract. Therefore, the subrecipient has the overall responsibility of the project's successful completion.

- I. **Grant Subaward Process** At its discretion, the City may use a competitive Request for Application and comprehensive review process to award ESG funding to providers of services to homeless persons and persons at-risk of homelessness. Activities will be consistent with the City's Consolidated Plan, in compliance with local, state, and Federal requirements and the governing regulations for use of ESG funds, and in conformance with program standards. The City will enter into written agreements with selected subrecipients, and will work with subrecipients to ensure that project costs are reasonable, appropriate, and necessary to accomplish the goals and objectives of the City's overall ESG Program. The subrecipient must be able to clearly demonstrate the benefits to be derived by the services provided to homeless individuals, and to low-to-moderate income families. Performance measures will be established in the contract. All ESG award decisions of the City are final.
- II. **Contracting** Subrecipients must enter into a written contract with the City for performance of the project activities. Once a contract is signed, the subrecipient will be held to all agreements therein.
 - A. Members of the Subrecipient organization, volunteers, residents, or subcontractors hired by the organization may carry out activities. Subrecipients must enter into a written contract with the subcontractors carrying out all or any part of an ESG project. All subcontractors must comply with the City and Federal procurement and contracting requirements.
 - B. All contracts are severable and may be canceled by the City for convenience. Project funding is subject to the availability of ESG funds and, if applicable, City Council approval.

- C. Amendments - Any amendments to a contract must be mutually agreed upon by the Subrecipient and the City, *in writing*. Amendment requests initiated by the Subrecipient must clearly state the effective date of the amendment, in writing. HHSD staff will determine if an amendment request is allowable. HHSD reserves the right to initiate amendments to the contract.
- D. Liability - Subrecipients shall forward Certificates of Insurance to the Health and Human Services Department within 30 calendar days after notification of the award, unless otherwise specified. The City's Risk Management Department will review and approve the liability insurance requirements for each contract. Subrecipients must maintain current insurance coverage throughout the entire contract period, as well as for any subsequent amendments or contract extensions.

IV. Recordkeeping Requirements

- A. Project Records- The Subrecipient must manage their contract and maintain records in accordance with City and Federal policies, and must be in accordance with sound business and financial management practices, which will be determined by the City. Record retention for all ESG records, including client information, is five years after the expenditure of contract funds.
- B. Client Records- The Subrecipient must maintain the following types of client records to show evidence of services provided under the ESG program:
 - i. Client Eligibility records, including documentation of Homelessness, or At-Risk of Homelessness plus income eligibility and support documentation.
 - ii. Documentation of Continuum of Care centralized or coordinated assessment (for client intake)
 - iii. Rental assistance agreements and payments, including security deposits
 - iv. Utility allowances (excludes telephone)

V. Reporting Requirements

- A. Monthly Payment Requests and Expenditure Reports shall be submitted, in a format prescribed by the City, by the 15th calendar day of the month after the reporting month's end, which identify the allowable expenditures incurred under this contract.
- B. Monthly Matching Funds Reports shall be submitted, in a format prescribed by the City, by the 15th calendar day of the month after the reporting month's end, which identify the allowable matching funds used by the Subrecipient under this contract.
- C. Quarterly performance reports shall be submitted, in a format prescribed by the City, by the 15th calendar day of the month after the quarter end, which identify the activities accomplished under this contract.
- D. The Federal ESG program year ends on September 30th. At completion of all activities, a Contract Closeout Report must be submitted within 30 days of the end of the contract. The subrecipient is required to supply such information, in such form and format as the City may require. All records and reports must be made available to any authorized City representative upon request and without prior notice.
- E. All ESG Subrecipients must use HMIS to report on clients served by the ESG program.

VI. Program Limitations

- A. *ESG Administration* costs are limited to 7.5% of the total ESG allocation.
- B. ESG Street Outreach and Emergency Shelter costs are limited to the greater of: 60% of the City's 2011-12 ESG grant -or- the amount committed to emergency shelter for the City's 2010-11 ESG allocation.
- C. Program Income - Income derived from any ESG activity must be recorded and reported to HHSD as program income. Such income may not be retained or disbursed by the subrecipient without written approval from HHSD and is subject to the same controls and conditions as the subrecipient's grant allocation.
- D. ESG funds may not be used for lobbying or for any activities designed to influence legislation at any government level.
- E. A church or religious affiliated organization must show secularism when submitting an ESG application.
- F. Any ESG funds that are unallocated after the funding cycle will be reprogrammed by HHSD. Contracts that show three (3) consecutive months of inactivity (as documented by monthly reports or non-submission of required reports) will be reviewed on a case-by-case basis, and may be irrevocably canceled.

VII. Performance Standards ESG-funded programs will report into HMIS and have a high level of data quality specified in Section A. X. Homeless Management Information Systems. HMIS data quality is reviewed quarterly by City staff. All data quality is reviewed by the ECHO HMIS Administrator.

Performance measures will be reviewed quarterly by the City of Austin Health and Human Services Department. Measures will also be reviewed annually by the local Continuum of Care decision-making body, ECHO, during the annual Consolidated Evaluation and Performance Report process.

VIII. Accessibility In order to demonstrate compliance with the Americans with Disabilities Act (ADA) and Section 504 requirements, the following statements must be added to all public notices, advertisements, program applications, program guidelines, program information brochures or packages, and any other material containing general information that is made available to participants, beneficiaries, applicants, or employees:

Appendix III C: Monitoring Plan

MONITORING PLAN

The goal of the City of Austin's monitoring process is to assess subrecipient/contractor performance in the areas of program, financial and administrative compliance with applicable federal, state and municipal regulations and current program guidelines. Under this plan, select programs and project activities are monitored through one or more of the following components. The City of Austin's monitoring plan consists of active contract monitoring and long-term monitoring for closed projects.

Active Contract Monitoring

Prior to executing any agreement or obligation, monitoring takes the form of a compliance review. Verification is obtained to ensure that the proposed activity to be funded has received the proper authorization through venues such as the annual Action Plan, environmental review and fund release, and identification in the Integrated Disbursement & Information System (IDIS). A contract begins with written program guidelines, documentation and tracking mechanisms that will be used to demonstrate compliance with applicable federal, state and local requirements.

For activities implemented through external programs or third-party contracts with non-profit, for-profit and community-based organizations, a solicitation may be required in the form of a comprehensive Notice of Fund Availability (NOFA or Request for Proposals (RFP) which details performance, financial and regulatory responsibilities.

1. Compliance Review prior to obligation of funds. Prior to entering into any agreement or to the obligation of entitlement funds, the City conducts a compliance review to verify that the program activity has been duly authorized. The compliance review consists of verifying and documenting that:

- The program activity has been approved as part of the Action Plan for the specified funding source and year;
- The availability of applicable funds for the specific activity;
- The activity has received environmental review and determination and fund release, as applicable;
- The service provider is not listed in the System for Award Management (SAM);
- The activity has been set up and identified in IDIS;
- The scope of work defined in the contract has adequately addressed performance, financial and tracking responsibilities necessary to report and document accomplishments; and
- The service provider has the required insurance in place.

After this information has been verified and documented, staff may proceed in obtaining authorization and utilization of entitlement funds for the activity.

2. Desk Review. Before processing an invoice for payment, staff reviews the invoice to verify that the item or service is an eligible expense and it is part of the contract budget. Staff also reviews performance reports and supporting documentation submitted with the invoice to ensure that the contractor is performing in accordance with the terms of the contract and the scope of work. This level of monitoring is performed on an ongoing basis throughout the duration of the contract.

3. Records Audit. The review at this level includes a review of all file documents as needed. A file checklist is used to determine if the required documents are present. Through the review of performance reports and other documentation submitted by the

contractor, staff is able to identify areas of concern and facilitate corrections and/or improvements. Should problems be identified, a contractor or recipient of funds may then be provided technical assistance as necessary to reach a resolution. However, if no resolution of identified problems occurs or the contractor fails to perform in accordance with the terms and conditions of the contract, the City of Austin has the authority to suspend further payments to the contractor or recipient of funds until such time that issues have been satisfactorily resolved.

4. Selected On-Site Monitoring. A risk assessment is conducted internally and is used to determine the priority of site reviews to be conducted. Based on the results of the risk assessment, a selected number of projects may be subject to an on-site review. The performance of contractors is reviewed for compliance with the program guidelines and the terms and conditions of the contract. In particular, staff verifies program administration and regulatory compliance in the following areas:

- Performance (*e.g.* meeting a national objective, conducting eligible activities, achieving contract objectives, performing scope of work activities, maintaining contract schedule, abiding by the contract budget);
- Record keeping;
- Reporting practices; and
- Compliance with applicable anti-discrimination regulations.

There will be follow-up, as necessary, to verify regulatory and program administration compliance has been achieved.

5. Contract Closeout. Once a project activity has been completed and all eligible project funds expended, the staff will require the contractor to submit a project closeout package. The contract closeout will provide documentation to confirm whether the contractor was successful in completing all performance and financial objectives of the contractor. Staff will review and ask the contractor, if necessary, to reconcile any conflicting information previously submitted. The project closeout will constitute the final report for the project. Successful completion of a project means that all project activities, requirements, and responsibilities of the contractor have been adequately addressed and completed.

Long-term Monitoring

Acceptance of funds from Neighborhood Housing and Community Development (NHCD) Office of the City of Austin, or its sub-recipient Austin Housing Finance Corporation (AHFC) obligates beneficiaries/borrowers to adhere to conditions for the term of the affordability period. NHCD is responsible for the compliance oversight and enforcement of long- or extended-term projects and financial obligations created through City-sponsored or -funded housing and community development projects. In this capacity, NHCD performs the following long-term monitoring duties:

- Performs compliance monitoring in accordance with regulatory requirements specified in the agreement;
- Reviews and verifies required information and documentation submitted by borrowers for compliance with applicable legal obligations and/or regulatory requirements; and
- Enforces and takes corrective action with nonperforming loans and/or projects deemed to be out of compliance in accordance with legal and/or regulatory terms and conditions.

Monitoring may be in the form of a desk review, on-site visit, visual or Housing Quality Standard (HQS) inspection. Technical assistance is available to assist beneficiaries/borrowers in understanding any aspect of the contractual obligation so that performance goals are met with minimal deficiencies.

EXHIBIT B

Change Log to Draft FY 2013-14 Action Plan

Type of Change	Abb.	Changes
Content Change	CC	26
Programmatic/Activity Change	PC	0
Funding Change	FC	6
General Editing	GE	4
Total Changes		36

Section	Type	Change
Executive Summary	CC	Inserted paragraph describing HUD guidance regarding the inclusion of non-federal funding sources
Executive Summary	CC	Inserted Exhibit 1 to graphically depict HUD and the City of Austin's Allocation Process
Executive Summary	CC	Inserted paragraph disclaiming the intention of the Action Plan
Executive Summary	CC	Inserted comment counts from the Draft Comment Period, including the Public Hearings before the Community Development Commission (CDC) on June 13th and the Austin City Council on June 20th.
Executive Summary	GE	Edit Table 1 - Past Performance to read: "FY '09-'10"; "FY '10-'11"; "FY '11-'12"; "FY '12-'13"
AP-10: Consultation	CC	Inserted changes from HHSD
AP-15: Expected Resources	CC	Added information about IDIS and added additional information about publicly owned land per feedback from CDC.
AP-15: Expected Resources	CC	Inserted information about Austin's HOME Match Requirement Reduction
AP-20: Annual Goals and Objectives	CC	Remove funding amounts that are \$0 to make table easier to read
AP-20: Annual Goals and Objectives	CC	Updated information about extremely low-income, low-income and moderate-income households to who Austin will provide affordable housing to as defined by HOME 91.215(b) including calculation methodology
AP-38: Project Summary	CC	Edited CDBG Child Care Services description
AP-38: Project Summary	CC	Inserted proposed accomplishment numbers in project summary narratives
AP-35: Projects	CC	Removed Family Business Loan Program (FBLP) - Debt Service (#27) and Front Steps HMIS (#8) to ensure financial consistency throughout the plan. there are no additional federal funds being allocated for these projects this program year however these projects are still funded and will still take place
AP-35: Projects	CC	Inserted information to ensure activities contain outcome measures in accordance with the Federal Register Notice dated March 7, 2006
AP-60: Public Housing	CC	Updated Information as updated content was provided from the Housing Authority
AP-65: Homeless and Other Special Needs Activities	CC	Updated Information and content from HHSD
AP-75: Barriers to Affordable Housing	CC	Inserted information about the Analysis to Impediments to Fair Housing Choice
AP-85: Other Actions	CC	Inserted section on Monitoring as "Other Actions" per Kim and note appendix
AP-85: Other Actions	CC	Edited Public Services Activities description
AP-90: Program Specific Requirements	CC	Inserted information about how Austin met the 20% CDBG Administrative Cap, the 15% CDBG Public Service Cap, the 10% HOME Administrative Cap, the 15% CHDO Set-Aside Requirement and the 3% HOPWA
AP-90: Program Specific Requirements	CC	Insert Information about HOPWA Specific Requirements including project sponsors for Project 11
AP-90: Program Specific Requirements	CC	Updated Information and content from HHSD
Appendix I and II: SF 424 and Certifications	CC	Signed and moved outside of final document due to limitations with number of appendices in IDIS
Appendix III: Citizen Participation Comments	CC	Moved to "Appendix I: Community Needs Assessment and Public Comments" due to limitations with number of appendices in IDIS
Appendix IV: City's Resale and Recapture Policy	CC	This appendix has been moved to "Appendix III: Program Guidelines and Supporting Documents" in the final document due to limitations with number of appendices in IDIS
Appendix V: City's ESG Program Standards	CC	This appendix has been moved to "Appendix III: Program Guidelines and Supporting Documents" in the final document due to limitations with number of appendices in IDIS
Appendix VI: Maps	GE	This appendix has been moved to "Appendix II: Maps" in final document due to limitations with number of
Appendix VII: Affordable Housing Siting Policy Working Group	CC	This appendix has been removed from the final document due to limitations with number of appendices in IDIS
AP-38 Project Summary	FC	Funding Amount for Permanent Housing Placement (PHP) has been changed from \$27,598 to \$28,344 the HOPWA funding sources remains unchanged
AP-38 Project Summary	FC	Funding Amount for Short Term Supportive Housing (STSH) has been changed from \$58,738 to \$60,327 the HOPWA funding sources remains unchanged
AP-38 Project Summary	FC	Funding Amount for Short Term Mortgage, Utility, and Rental Assistance (STRMU) has been changed from \$27,598 to \$28,344 the HOPWA funding sources remains unchanged
AP-38 Project Summary	FC	Funding Amount for Supportive Services has been changed from \$85,453 to \$91,109 the HOPWA funding sources remains unchanged
AP-38 Project Summary	FC	Funding Amount for Tenant Based Rental Assistance (TBRA) has been changed from \$523,589 to \$537,498 the HOPWA funding sources remains unchanged
AP-38 Project Summary	FC	Funding Amount for Transitional Housing has been changed from \$171,511 to \$195,522 the HOPWA funding
Throughout Document	GE	Removed the word "Draft"
Throughout Document	GE	Updated Tenses

EXHIBIT C

FISCAL YEAR 2013-2014: ACTION PLAN BUDGET - FEDERAL FUNDING SOURCES			
	Funding Source	FY 2013-14 New Funding	Proposed FY 2013-14 Accomplishments
HOMELESS/SPECIAL NEEDS ASSISTANCE			
<i>Emergency Solutions Grant 2012-14</i>			
Shelter Operation and Maintenance	ESG	240,132	8,500
Front Steps - HESG12 HMIS	ESG	-	-
CDU Rapid Rehousing Services	ESG	65,912	40
Rapid Rehousing - Housing Relocation and Stabilization Services	ESG	182,218	100
<i>Subtotal, Emergency Solutions Grant</i>		<u>488,262</u>	<u>8,640</u>
<i>Housing Opportunities for Persons for AIDS</i>			
Short-Term Rent, Mortgage, and Utility	HOPWA	104,098	199
Tenant-Based Rental Assistance	HOPWA	537,498	100
Permanent Housing Placement	HOPWA	28,344	38
Short-Term Housing Assistance	HOPWA	60,327	45
Transitional Housing	HOPWA	195,522	49
Supportive Services	HOPWA	91,109	49
<i>Subtotal, Housing Opportunities for Persons with AIDS</i>		<u>1,016,898</u>	<u>480</u>
Child Care Services	CDBG	620,649	310
<i>Subtotal, Child Care Services</i>		<u>620,649</u>	<u>310</u>
Senior Services	CDBG	21,029	32
<i>Subtotal, Senior Services</i>		<u>21,029</u>	<u>32</u>
Youth Support Services	CDBG	194,502	149
<i>Subtotal, Youth Services</i>		<u>194,502</u>	<u>149</u>
<i>Subtotal, Public Services</i>		<u>836,180</u>	<u>491</u>
Subtotal, Homeless/Special Needs Assistance		2,341,340	9,611

FISCAL YEAR 2013-2014: ACTION PLAN BUDGET - FEDERAL FUNDING SOURCES

	Funding Source	FY 2013-14 New Funding	Proposed FY 2013-14 Accomplishments
RENTER ASSISTANCE			
Tenant-Based Rental Assistance	HOME	510,300	115
<i>Subtotal, TBRA</i>		510,300	115
Architectural Barrier Program - Rental			-
<i>Subtotal, ABR - Rental</i>		-	-
Tenants' Rights Assistance	CDBG	241,580	539
<i>Subtotal, Tenants' Rights Assistance</i>		241,580	539
Subtotal, Renters Assistance		751,880	654

HOMEBUYER ASSISTANCE

Housing Smarts			-
Foreclosure Prevention Counseling			-
Spanish Homebuyer Counseling			-
<i>Subtotal, Housing Smarts</i>		-	-
Down Payment Assistance	HOME HOME - PI	225,000 220,000	15
<i>Subtotal, Down Payment Assistance</i>		445,000	15
Subtotal, Homebuyer Assistance		445,000	15

HOMEOWNER ASSISTANCE

Architectural Barrier Removal - Owner	CDBG	1,509,653	111
Emergency Home Repair Program	CDBG	1,000,000	475
Homeowner Rehabilitation Loan Program	HOME HOME - PI CDBG - RL	848,634 50,000 400,000	10
<i>Subtotal, Homeowner Rehab</i>		1,298,634	10
LeadSmart Program	Lead	-	82
GO Repair! Program	CDBG	-	-
Holly Good Neighbor Program		-	-
Subtotal, Homeowner Assistance		3,808,287	678

FISCAL YEAR 2013-2014: ACTION PLAN BUDGET - FEDERAL FUNDING SOURCES

	Funding Source	FY 2013-14 New Funding	Proposed FY 2013-14 Accomplishments
HOUSING DEVELOPER ASSISTANCE			
Rental Housing Development Assistance	CDBG	617,535	30
	CDBG - PI	-	
	HOME		
	HOME - PI	-	
	HOME (CHDO)	189,534	-
<i>Subtotal, Rental Housing Dev Assist</i>		807,069	30
Acquisition and Development	CDBG	587,336	12
	CDBG - RL	120,000	
	HOME	211,406	-
	HOME (CHDO)	189,534	-
<i>Subtotal, Acquisition and Development</i>		1,108,276	12
CHDO Operating Expenses Grants	HOME (CO)	100,000	4
Developer Incentive-Based Programs			
S.M.A.R.T. Housing™			
<i>Subtotal, Developer Incentive Based Programs</i>		-	-
Subtotal, Housing Developer Assistance		2,015,345	46
COMMERCIAL REVITALIZATION			
East 11th and 12th Streets Revitalization			
Acquisition and Development (Previously: Façade Improvement Program)			
<i>Subtotal, Acquisition and Development</i>		-	-
Historic Preservation			
<i>Subtotal, Historic Preservation</i>		-	-
Public Facilities	CDBG	-	-
<i>Subtotal, Public Facilities</i>		-	-
Parking Facilities	CDBG	-	2,170
<i>Subtotal, Parking Facilities</i>		-	2,170
Subtotal, Commercial Revitalization		-	2,170

FISCAL YEAR 2013-2014: ACTION PLAN BUDGET - FEDERAL FUNDING SOURCES

	Funding Source	FY 2013-14 New Funding	Proposed FY 2013-14 Accomplishments
SMALL BUSINESS ASSISTANCE			
Community Development Bank	CDBG	150,000	6
Microenterprise Technical Assistance	CDBG	200,000	33
Family Business Loan Program	Section 108	-	-
Subtotal, Small Business Assistance		350,000	39
FINANCIAL EMPOWERMENT			
Individual Development Account Program	IDA	-	38
Subtotal, Financial Empowerment		-	38
DEBT SERVICE			
Family Business Loan Program	Section 108	-	-
Neighborhood Commercial Mgmt, Debt Service	CDBG	-	-
	Section 108	-	-
	Section 108 - PI	-	-
East 11th and 12th Streets Revital, Debt Service	CDBG	605,774	-
	CDBG - PI	56,000	-
	Section 108 - PI	190,000	-
Subtotal, Debt Service		851,774	-
ADMINISTRATION			
	CDBG	1,437,014	
	CDBG - PI	14,000	
	HOME	252,712	
	HOME - PI	27,000	
	Challenge Grant	-	
	ESG	-	
	HOPWA	31,450	
Subtotal, Administration		1,762,176	
TOTAL, Programs, Debt Service, and Admin Cost		12,325,802	13,251