

Hofheintz-Relssig Store, 600 E. 3rd Street









MOONSHINE  
PATIO BAR & GRILL



# Moonshine Patio Bar & Grill- Canopy Purpose

Harmonious and good stewards of Waterloo Compound for over 11 years

Servers are tour guides, speaking about our unique history as much as the food

Seating outdoors is 365 days a year, averaging over 121,000 patio guests annually

There was no precise code when original canopies were erected back in 2003

Since then the city has adopted the international building code; meaning any public assembly over 100 occupants must have fire sprinkler system

Since then the City has created a special Events Division with an ordinance that does not allow tents to stand temporarily for more than 90 days in calendar year

To maintain over half of our dining space throughout the year we need to keep patio coverage

To do that we must permanently permit outdoor canopies

The City of Austin Fire department is enforcing that we sprinkler the outdoor patio canopies

To Fire Sprinkler Moonshine will be investing over \$75,000 in just fire protection, not including the canopies

Therefore we want to invest in a canopy that will endure for years to come

Being an old mercantile and trade goods store, the Moonshine canopy design is influenced by: it's original historic purpose, it's name and wooden barrels

We propose a light modern barrel canopy roof

Materials are minimal dove-white steel posts with wooden cedar slat ceiling, roof will be standing seam metal copper/bronze to contrast existing gray roofs

See Photos





# Moonshine Patio Bar & Grill Seasonal Sales


Total Dining Seats		176				
Inside Seats	Patio Seats		Guests per Week	Guests per Year	Moonshine Annual Sales	
80	96				2003	\$ 383,578
45%	55%		684	11,624	2004	\$ 2,862,577
			1668	86,745	2005	\$ 3,665,164
			2136	111,066	2006	\$ 4,054,477
			2363	122,863	2007	\$ 4,427,828
			2580	134,177	2008	\$ 4,697,632
			2738	142,352	2009	\$ 4,875,311
			2841	147,737	2010	\$ 5,177,303
			3017	156,888	2011	\$ 5,599,264
			3263	169,675	2012	\$ 5,993,258
			3493	181,614	2013	\$ 6,864,797
			4000	208,024	2014	\$ 7,894,517
Inside Guests	Patio Guests					
2091	2509		4601	239,228		

		Moonshine Average Seasonal Sales		Inside Guests	Patio Guests
Lunch 31%	Happy Hour 21%	Dinner 48%	Dec - Jan - Feb	Winter	24%
			Mar - Apr - May	Spring	30%
			June - July - Aug	Summer	22%
			Sept - Oct - Nov	Fall	24%
			Total	101484	121780
\$	2,283,989	\$	1,547,218.26	\$	3,536,498.88



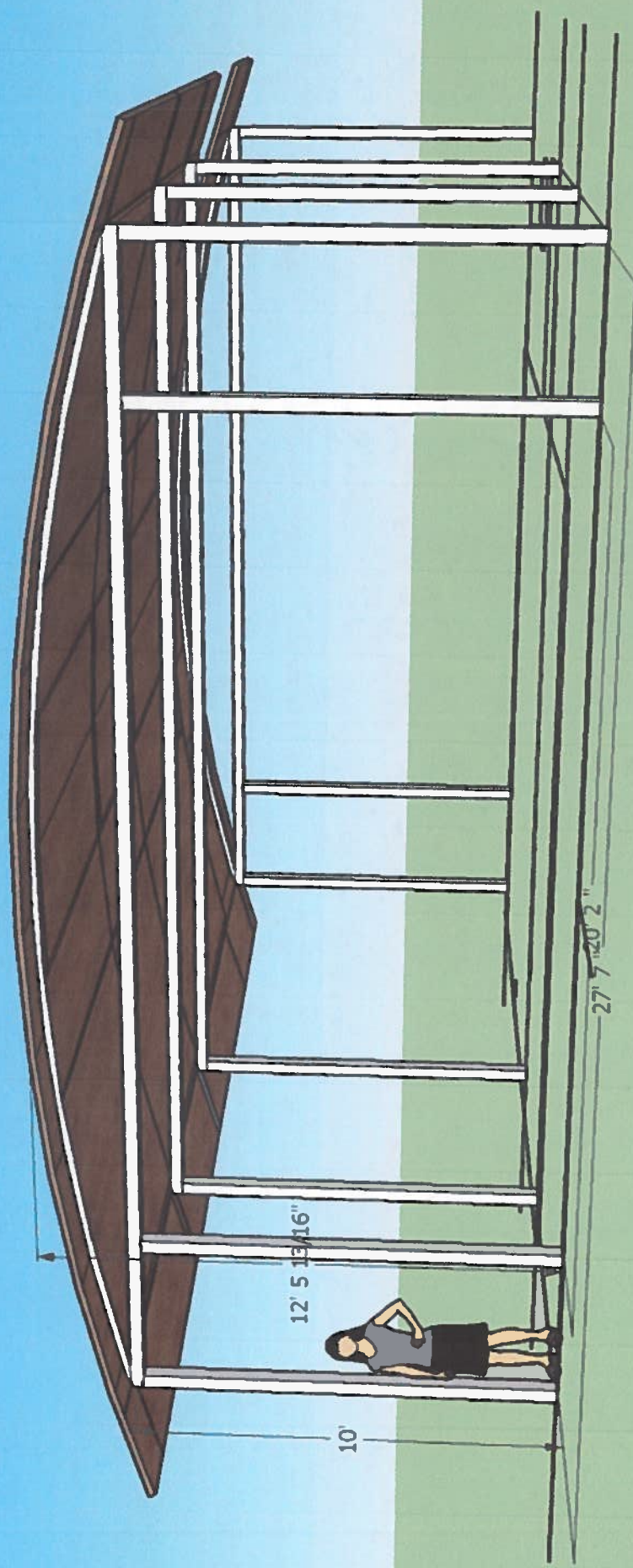


third street pavilion /// 06.09.14





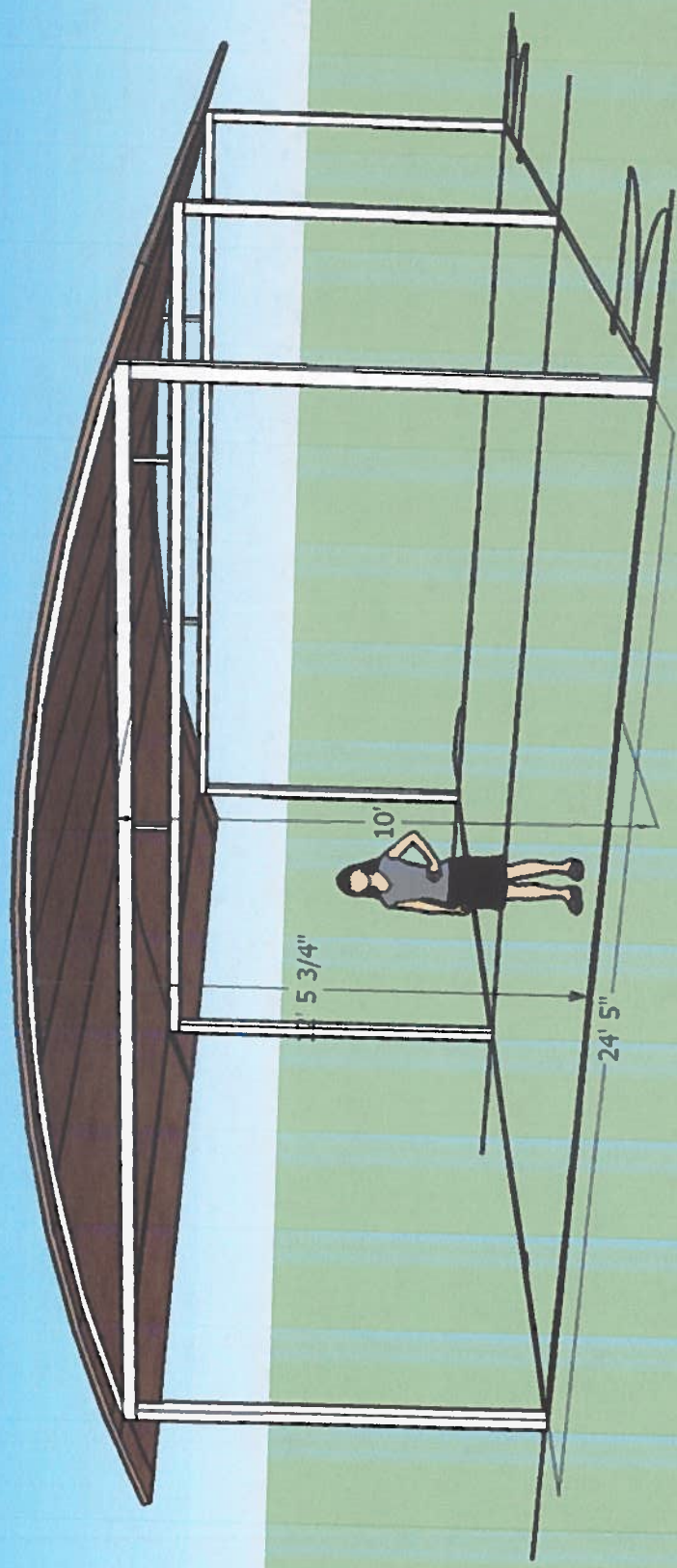
third street pavilion /// 06.09.14







red river pavilion /// 06.09.14





FLORIDA

# MOONSHINE

PATIO BAR & GRILL



12' 5 3/4"

24' 5"

red river pavilion /// 06.09.14

