



**To:** Zero Waste Advisory Commission

**From:** Bob Gedert, Director  
Austin Resource Recovery Department

**Date:** August 13, 2014

**Subject:** **Director's Report**

---

### **Landfill Closure Update**

The City Environmental Inspector inspected the FM812 landfill and certified 95%+ vegetative cover. This is the final step toward final closure of the landfill cells. Two additional actions are required due to the permit modification to exclude the Austin [re]Manufacturing Hub site from the landfill closure site. As there will be full separation of the landfill from the industrial park, TCEQ requires the replacement of monitoring wells within 50 feet of the perimeter of the landfill site, and fence the landfill site from public access. TCEQ will perform the final closure inspection after these final actions take place. After TCEQ certification of closure, the site will be in 30 year post closure care with ARR landfill staff performing the post closure care work.

### **Composting Rebate/Voucher Program Update**

The composting rebate program was initiated on Earth Day 2010, and over the past 4 years we have educated over 8,000 Austinites on the benefits of composting and issued more than \$200,000 in rebates. In September of 2013 staff performed a study of rebate participants and asked them to weigh their organic materials weekly. On average a backyard composting household is diverting 5.4 lbs. of organics a week. This means over the course of this program our participants have helped keep almost **750** tons of organic material out of landfills!

This year we announce an expansion of this program to all Austin residents living in apartments and condos, who previously were not eligible, and now are able to take advantage of the rebate program. Another operational change related to the composting program is that City of Austin curbside customers are no longer required to have a specific trash cart size to participate in the rebate program, expanding the eligibility for the rebate to all ARR customers.

The new “*Go Local Plan*” allows residents to use a \$75 coupon up front when they purchase a home composting system from six approved retail partners: Exaco Trading Co, The Great Outdoors, The Natural Gardener, TreeHouse, and Zinger Hardware.

Residents who would like to choose a different retailer or shop online still have the opportunity to do so. The “*Go Anywhere Plan*” allows a resident to select their own retailer and receive a \$75 rebate after purchasing a home composting system.

To be eligible for a rebate, participants must be contributing to the Clean Community Fee on their monthly utility bills, required to take a free composting class offered by the City either in the community or online, and submit a rebate application form.

### ***Staff Hires and Promotion Updates***

New Employee	Promotion & Transfers	Notes: Title/ Division
Zachry Enriquez		Austin Resource Recovery Operator Associate
Joey Ramos		Austin Resource Recovery Operator Associate
Carole Reynolds		Financial Specialist
Regina Valencia		Administrative Specialist
Julian Alonzo		MuniProg, Service/Maintenance (Temporary)
Jared Davee		MuniProg, Service/Maintenance (Temporary)
Israel Andrade		Austin Resource Recovery Operator Associate
Matthew Diaz		Austin Resource Recovery Operator Associate
Jalyne Williams		Austin Resource Recovery Operator Associate
Jaime Martinez		Austin Resource Recovery Operator
	Amy Slagle	Assistant Division Manager
	Luis Tejero	Assistant Division Manager
	Lionel Benford	Assistant Division Manager

***Positions Currently to be Filled***

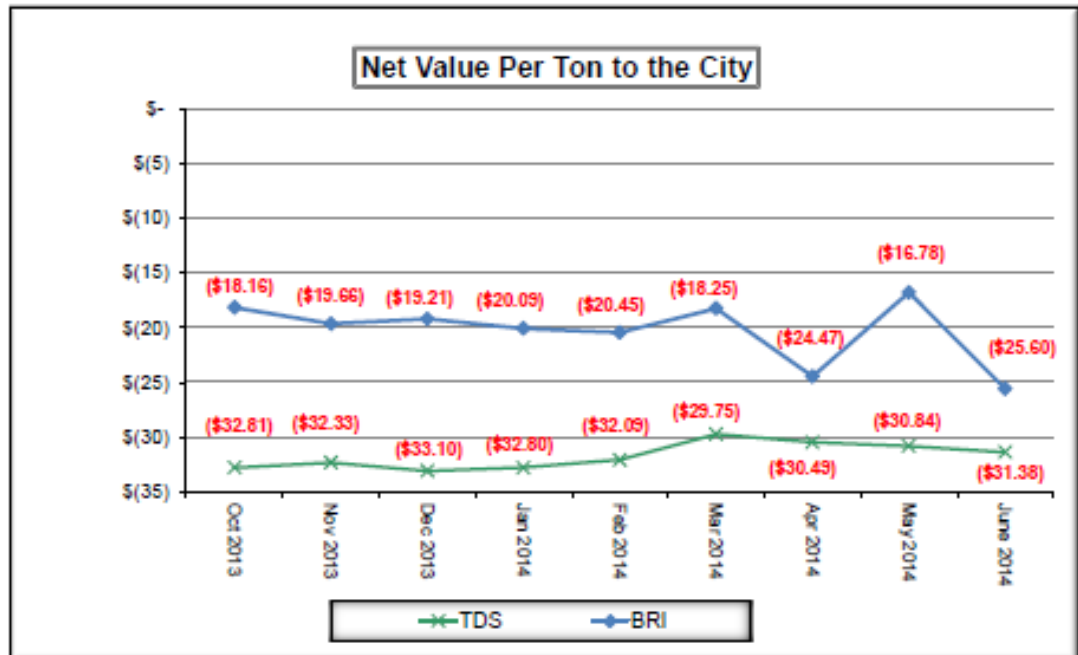
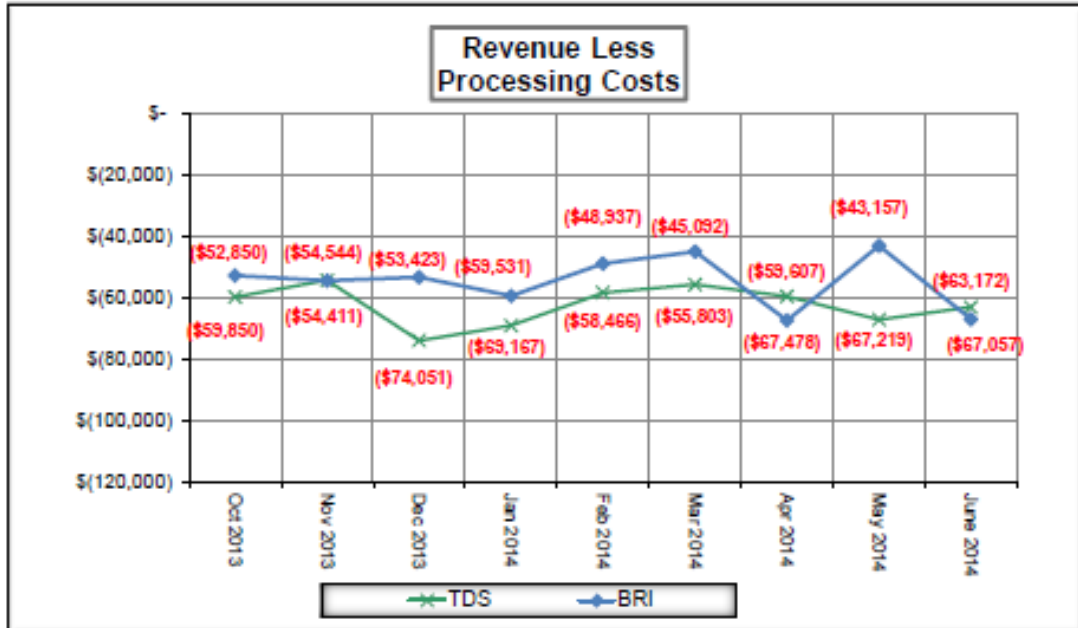
<b>Position</b>	<b># Open</b>	<b>Manager</b>	<b>Posting Status</b>
Financial Specialist	1	Jessica Edwards	Position to be posted
Contract Compliance Specialist	1	Jessica Edwards	Interviews scheduled
Contract Development Analyst	1	Jessica Edwards	Position posted
Department Quality Analyst	1	Mike Turner	Interviews scheduled
Administrative Supervisor	1	Sam Angoori	Position to be posted
Planner Senior	1	Jessica King	Interviews scheduled
Public Information Specialist Senior	1	Jessica King	Interviews scheduled
Administrative Specialist	1	Jessica King	Position to be posted
Austin Resource Recovery Oper. Sr.	1	Ron Romero	Position to be posted
Assistant Division Manager	1	Donald Hardee	Interviews scheduled
ARR Supervisor	3	Ron Romero	Position posted
Vehicle Coordinator	1	Richard McHale	Position posted
ARR Associate - Carts	1	Richard McHale	Position posted
Austin Resource Recovery Operator	4	Vidal Maldonado	Screening applications
Austin Resource Recovery Supervisor	1	Ron Romero	Screening applications

**Zero Waste Advisory Commission - August 13, 2014**  
**Single Stream Recycling Statistical Report**  
**FY 2013-14: October, 2013 through June, 2014**  
**Texas Disposal Systems (TDS) and Balcones Resources, Inc. (BRI)**

Month and Year	Contractor	Tons Delivered	Contractor Payments			Net Value to the City \$ per ton value	Landfill Cost Avoidance	
			Revenue	Processing Cost	Net Amount Due/(Owed)		Cost Per Ton	Total
October 2013	TDS	1,824.24	\$108,623	\$168,473	(\$59,850)	(\$32.61)	\$21.01	\$38,327
	BRI	2,910.84	\$177,974	\$230,825	(\$52,850)	(\$18.16)	\$21.01	\$61,157
	<b>Total</b>	<b>4,735.08</b>	<b>\$286,598</b>	<b>\$399,298</b>	<b>(\$112,701)</b>			<b>\$99,484</b>
November 2013	TDS	1,682.84	\$99,569	\$153,980	(\$54,411)	(\$32.33)	\$21.01	\$35,356
	BRI	2,775.04	\$165,885	\$220,429	(\$54,544)	(\$19.66)	\$21.01	\$58,304
	<b>Total</b>	<b>4,457.88</b>	<b>\$265,454</b>	<b>\$374,409</b>	<b>(\$108,955)</b>			<b>\$93,660</b>
December 2013	TDS	2,237.24	\$130,657	\$204,707	(\$74,051)	(\$33.10)	\$21.01	\$47,004
	BRI	2,781.35	\$167,489	\$220,913	(\$53,423)	(\$19.21)	\$21.01	\$58,436
	<b>Total</b>	<b>5,018.59</b>	<b>\$298,146</b>	<b>\$425,620</b>	<b>(\$127,474)</b>			<b>\$105,441</b>
January 2014	TDS	2,108.75	\$123,783	\$192,951	(\$69,167)	(\$32.80)	\$21.01	\$44,305
	BRI	2,963.60	\$175,333	\$234,864	(\$59,531)	(\$20.09)	\$21.01	\$62,265
	<b>Total</b>	<b>5,072.35</b>	<b>\$299,116</b>	<b>\$427,814</b>	<b>(\$128,698)</b>			<b>\$106,570</b>
February 2014	TDS	1,821.99	\$108,246	\$166,712	(\$58,466)	(\$32.09)	\$21.01	\$38,280
	BRI	2,392.85	\$142,235	\$191,172	(\$48,937)	(\$20.45)	\$21.01	\$50,274
	<b>Total</b>	<b>4,214.84</b>	<b>\$250,482</b>	<b>\$357,884</b>	<b>(\$107,403)</b>			<b>\$88,554</b>
March 2014	TDS	1,875.52	\$115,807	\$171,610	(\$55,803)	(\$29.75)	\$21.01	\$39,405
	BRI	2,470.59	\$152,032	\$197,124	(\$45,092)	(\$18.25)	\$21.01	\$51,907
	<b>Total</b>	<b>4,346.11</b>	<b>\$267,839</b>	<b>\$368,733</b>	<b>(\$100,894)</b>			<b>\$91,312</b>
April 2014	TDS	1,954.76	\$119,253	\$178,861	(\$59,608)	(\$30.49)	\$21.01	\$41,070
	BRI	2,757.04	\$151,574	\$219,052	(\$67,478)	(\$24.47)	\$21.01	\$57,925
	<b>Total</b>	<b>4,711.80</b>	<b>\$270,827</b>	<b>\$397,912</b>	<b>(\$127,085)</b>			<b>\$98,995</b>
May 2014	TDS	2,179.65	\$132,219	\$199,438	(\$67,219)	(\$30.84)	\$21.01	\$45,794
	BRI	2,572.14	\$161,740	\$204,897	(\$43,157)	(\$16.78)	\$21.01	\$54,041
	<b>Total</b>	<b>4,751.79</b>	<b>\$293,959</b>	<b>\$404,335</b>	<b>(\$110,376)</b>			<b>\$99,835</b>
June 2014	TDS	2,012.96	\$121,013	\$184,186	(\$63,173)	(\$31.38)	\$21.01	\$42,292
	BRI	2,618.97	\$141,425	\$208,482	(\$67,057)	(\$25.60)	\$21.01	\$55,025
	<b>Total</b>	<b>4,631.93</b>	<b>\$262,438</b>	<b>\$392,668</b>	<b>(\$130,230)</b>			<b>\$97,317</b>
<b>FY 2013-14 Totals</b>		<b>41,940</b>	<b>\$2,494,858</b>	<b>\$3,548,674</b>	<b>(\$1,053,816)</b>			<b>\$881,167</b>

Material Composition Percentages				
	Previous Audit		Current Audit	
	TDS	BRI	TDS	BRI
Material	10/18/13	11/18/13	4/28/14	4/12/14
ONP #8 (Old Newspaper)	17.56%	23.88%	15.74%	25.52%
OCC (Corrugated Cardboard)	13.49%	10.99%	15.77%	10.58%
Mixed Paper	15.59%	13.51%	12.28%	12.00%
Plastic Bottles - PETE	3.00%	3.25%	2.93%	2.27%
HDPE Natural	1.07%	0.83%	1.18%	0.88%
HDPE Color	0.94%	0.79%	1.08%	0.91%
Mixed Plastics 3-7	3.77%	2.16%	3.19%	2.02%
UBC (Used Beverage Cans)	1.21%	1.08%	1.02%	0.50%
Tin Cans	1.63%	1.37%	1.18%	1.06%
Scrap Metal	0.87%	0.70%	0.74%	0.82%
Glass	28.76%	28.89%	27.21%	27.51%
Residual - trash	12.11%	12.55%	17.69%	15.93%
<b>Total</b>	<b>100.00%</b>	<b>100.00%</b>	<b>100.00%</b>	<b>100.00%</b>

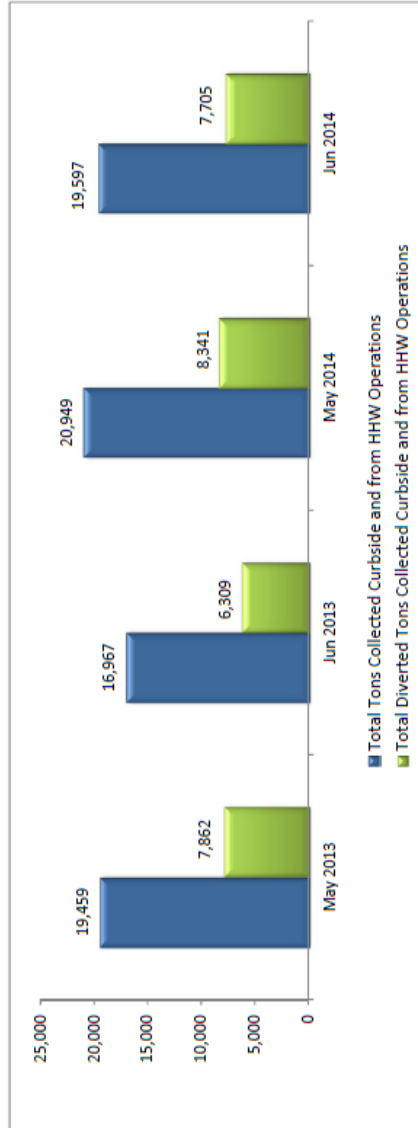
**Zero Waste Advisory Commission - August 13, 2014**  
**Single Stream Recycling Statistical Report**  
**FY 2013-14: October, 2013 through June, 2014**  
**Texas Disposal Systems (TDS) and Balcones Resources, Inc. (BRI)**



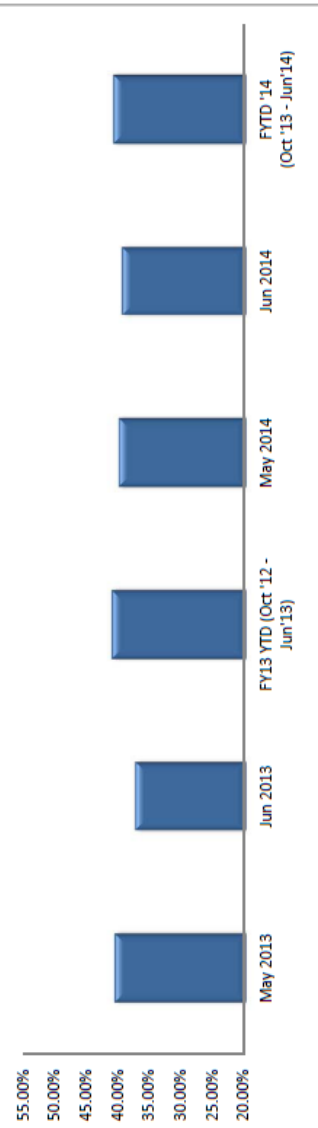
# Austin Resource Recovery Curbside Collection and HHW Operations

	LAST FISCAL YEAR				CURRENT FISCAL YEAR					
	FY 2013	FY 2013 Goal	May 2013	Jun 2013	FY13 YTD (Oct '12 -	May 2014	Jun 2014	FYTD '14 (Oct '13 -	FY 2014 Goal	
Tons Disposed	Tons of curbside Garbage	124,183	127,000	10,445	9,804	93,066	11,385	11,077	96,511	123,000
	Tons of Curbside Bulk Disposed	8,500	6,600	1,107	822	5,613	1,175	775	6,077	7,000
	HHW Operations Tons Disposed	381	400	45	32	293	47.71	39.40	305	390
	Total Disposed Tons Collected Curbside and from HHW Operations	133,064	134,000	11,597	10,658	98,972	12,608	11,891	101,893	130,390
Tons Diverted	Tons of curbside recycling	53,702	62,500	4,789	4,129	40,281	4,752	4,832	41,720	64,000
	HHW Operations Tons recycled/reused	240	150	23	28	182	26.79	31.29	210	150
	Tons of Curbside Yard Trimmings	25,898	27,000	2,345	1,631	22,242	2,962	2,332	22,926	31,000
	Tons of Curbside Bulk Recycled	181	800	26	16	132	25	16	124	783
	Tons of Curbside Brush Collected	7,359	6,400	679	505	5,545	545	664	4,725	6,200
Total Diverted Tons Collected Curbside and from HHW Operations	87,380	96,850	7,862	6,309	68,392	8,341	7,705	69,705	102,133	
Total Tons Collected Curbside and from HHW Operations	220,444	230,850	19,459	16,967	167,364	20,949	19,597	171,598	232,523	
Percent of Waste Stream Diverted by Curbside and HHW Operations	39.64%	42%	40.40%	37.18%	40.86%	39.82%	39.32%	40.62%	44%	
Pounds of Garbage collected per customer per pickup	25.53	26.03	25.74	23.92	25.58	27.71	26.60	21.50	24.64	
Number of Garbage customers	187,105	187,676	187,444	188,914	188,568	188,795	191,892	189,072	192,000	
Pounds of Recycled materials collected per customer per pickup (every other week)	22.25	25.62	23.79	20.30	22.32	23.43	22.55	19.03	25.64	
Pounds of Yard Trimmings collected per customer per week	5.37	5.53	5.82	4.01	6.16	7.37	5.68	5.23	6.21	
Number of Recycling and Yard Trimmings customers	185,658	187,676	185,989	187,461	185,173	187,389	189,334	188,569	192,000	
Total tons of Dead Animals Collected from COA rights-of-way and the animal shelter	50	85	4	3	38	5	4	43	55	

## Austin Resource Recovery Curbside Collection and HHW Operations



## Percent of Waste Stream Diverted from Curbside and HHW Operations



## Austin Resource Recovery Curbside Collection and HHW Operations

Reporting Status and Diversion Results for All Categories of Waste Generation						
Category of Waste Generation	FY2009-10 actual	FY2010-11 actual	FY2011-12 actual	FY2012-13 actual	FY2013-14 goal	FY2013-14 current
Residential Waste Diversion (city serviced accounts)	37.32%	38.57%	37.86%	39.64%	44.00%	40.62%
Commercial / Industrial Waste Diversion	information not available*					
Institutional Waste Diversion	information not available*					
*Non-residential waste diversion to be inventoried in 2015						

