



Austin Energy Low-Income Weatherization Programs

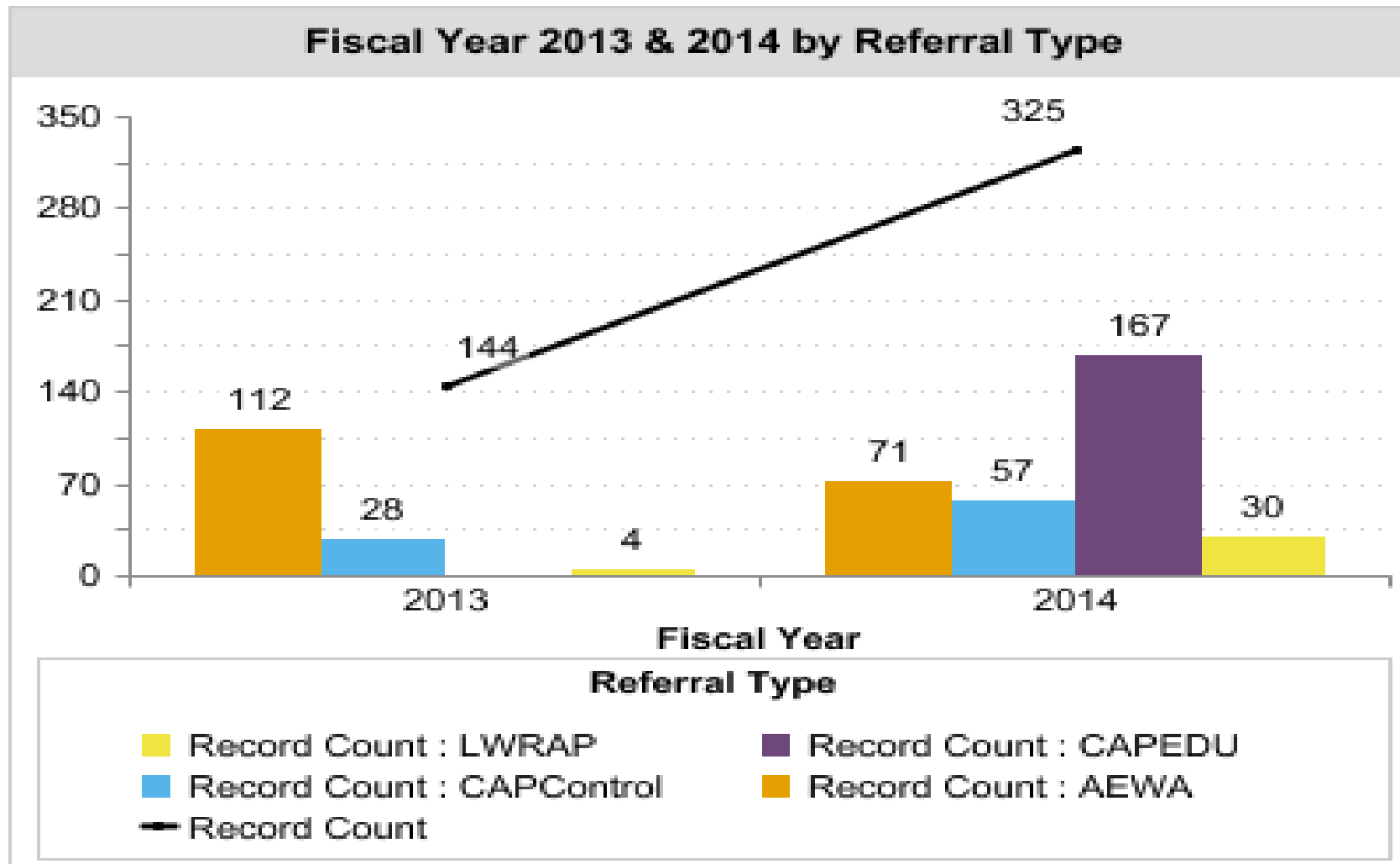
Thomas Chamberlain
Customer Energy Solutions Residential Program Manager.
| Austin Energy

October 21, 2014





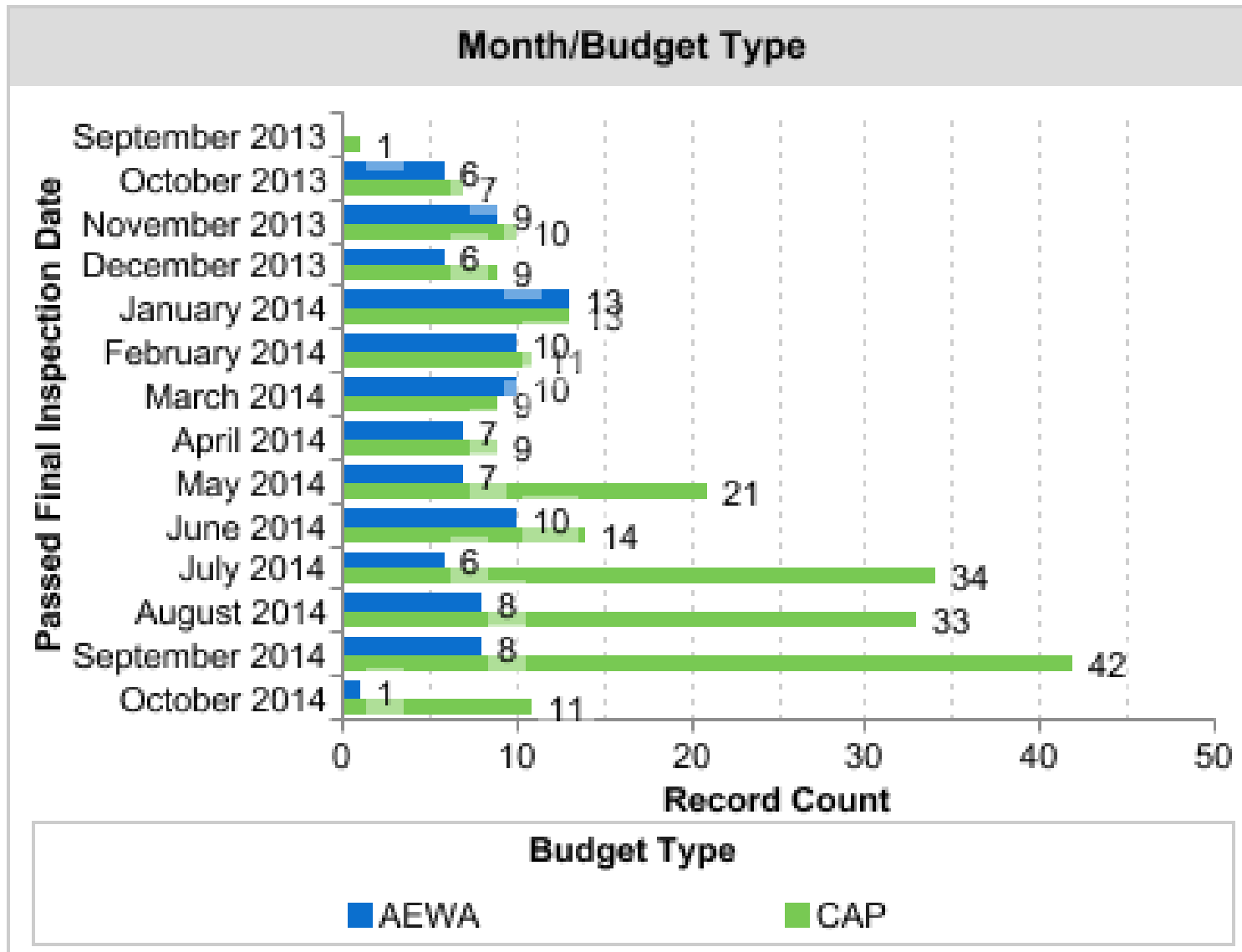
FY 2014 Year-End Results



PY2013 production impacted by contract issues and delay in contract spending authority



Project Completion – Monthly Trends (2014)





Jobs Assigned to Contractors (FY 2014)

<u>Tier 1 Contractors</u>	<u>Record Count</u>
AYW	8
Conservation Specialist	13
Valdez	12
Tier 2 Contractors	
Airtech	44
American Conservation	60
City Conservation	53
Climate	43
Go Green	48
McCullough	43

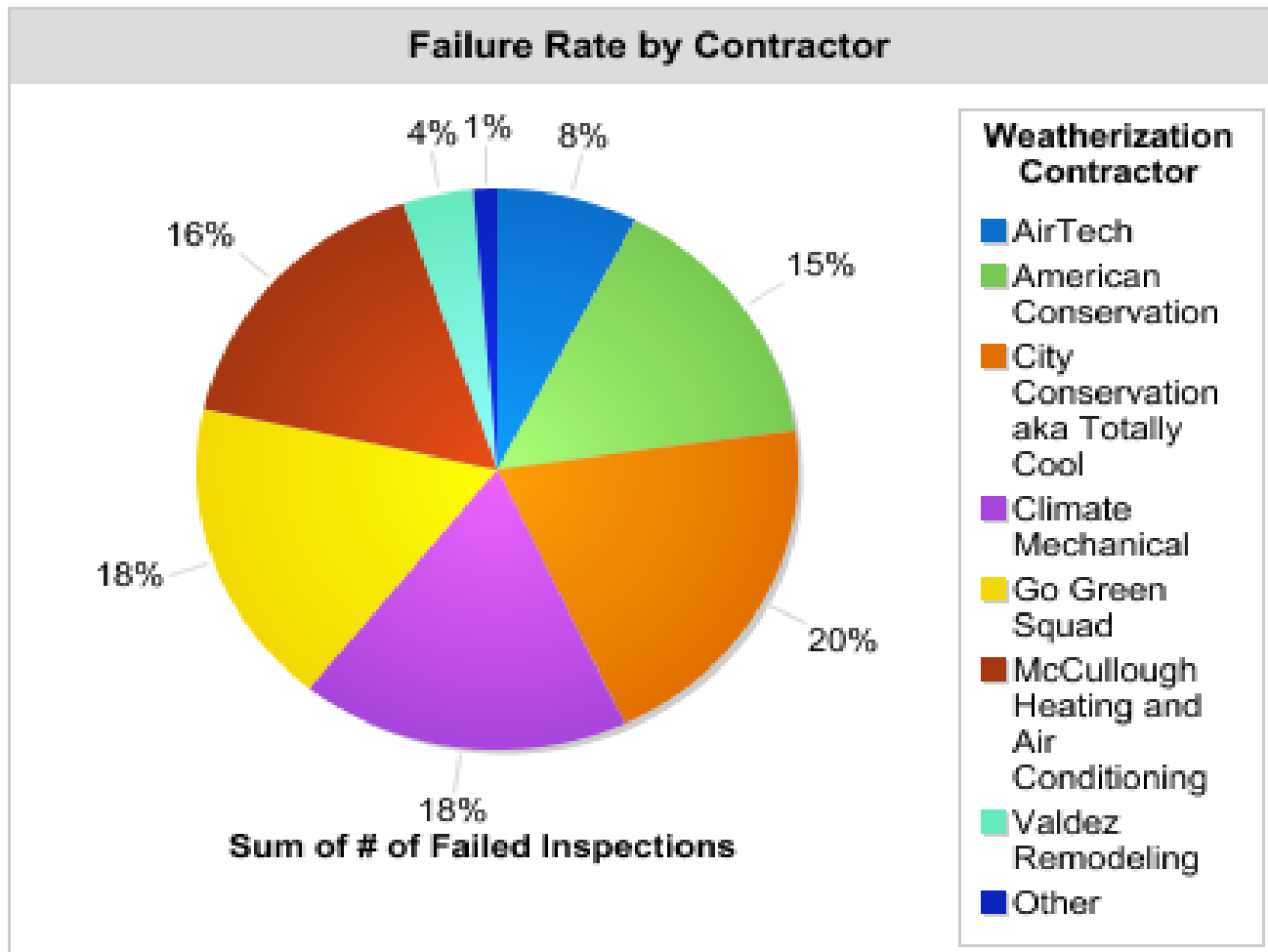


Test Outs Assigned (FY 2014)

Test-Out Contractor		Oct-13	Nov-13	Dec-13	Jan-14	Feb-14	Mar-14	Apr-14	May-14	Jun-14	Jul-14	Aug-14	Sep-14	Oct-14	Grand Total
Atlas	Record Count	15	15	9	0	2	4	5	10	3	11	13	9	0	96
ATS	Record Count	20	4	0	6	12	1	8	9	4	8	9	13	0	94
Austin Green Conservation	Record Count	14	10	9	1	6	4	7	8	5	3	4	6	1	78
Fox Energy	Record Count	20	14	3	1	3	6	10	7	6	7	18	12	3	110
378															



Contractor – Failure Rate



High failure rate – New program to 4 of the 9 contractors. Lack of quality control by contractors. All errors resulting in a failed inspection were corrected.



Current Program Status

Program Process Changes:

- Reduce touch points
- Streamline measures performed
- Integration of CAP and AEWX (43,000 eligible)

Procurement efforts in 2015

- Still undetermined if to be conducted by AE or CMD
- Contracts valid until May/June 2015
- Plan only have 1 contract for all scopes of work

Program oversight

- RMC, EUC and CCAEC
- SMBR and WX Sub Committee
- AE Low Income Customer Advocate (CAP)
- Low Income Consumer Advisory Task Force (new)



**City of Austin - Austin Energy
Customer Energy Solutions**

811 Barton Spring Rd.

Austin, Texas 78704-1194

p. 512.482-5388

e Thomas.Chamberlain@austinenergy.com

Twitter

[@austinenergy](https://twitter.com/austinenergy)

Facebook



facebook.com/austinenergy

Thank You!