







Austin Animal Center Monthly Report December 2014

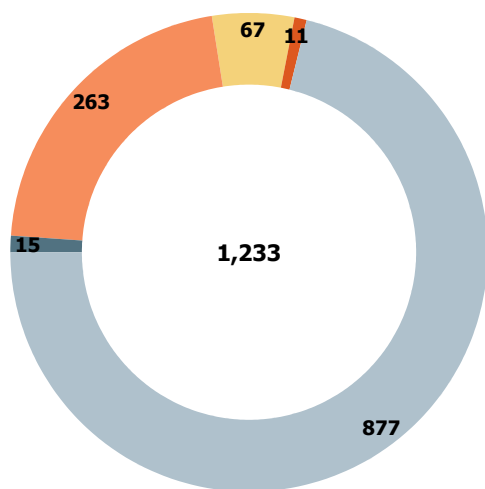


Fiscal Year 2015

Austin Animal Center December 2014 Intakes

	 Neonatal Kitten	 Kitten	 Adult Cat	 Neonatal Puppy	 Puppy	 Adult Dog	Total
Born in	0	0	0	15	0	0	15
Owner Surrender	0	37	47	4	66	109	263
Public Assistance	0	0	6	7	7	47	67
Request for Euthanasia	0	0	0	0	0	11	11
Stray	36	96	119	20	159	447	877
Total	36	133	172	46	232	614	1,233



Intakes by Intake Type





 Born in
  Owner Surrender
  Public Assistance
  Request for Euthanasia
  Stray

Age Breakdown

Neonatal

  under 6 weeks old

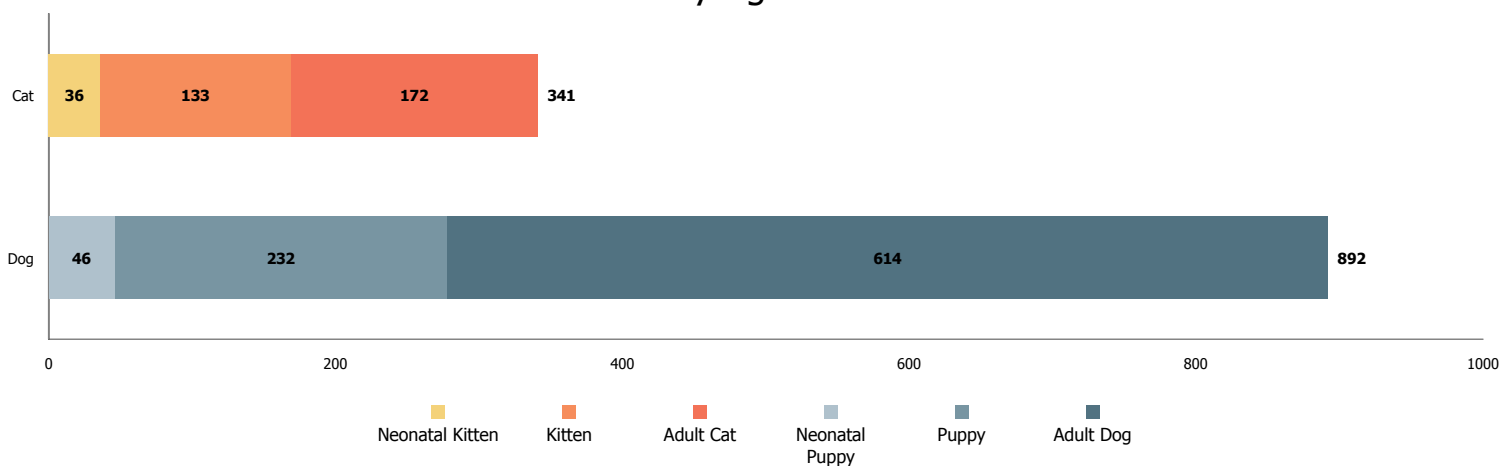
Kitten/Puppy

  6 weeks to under 1 year old

Adult

  at least 1 year old

Intakes by Age Breakdown

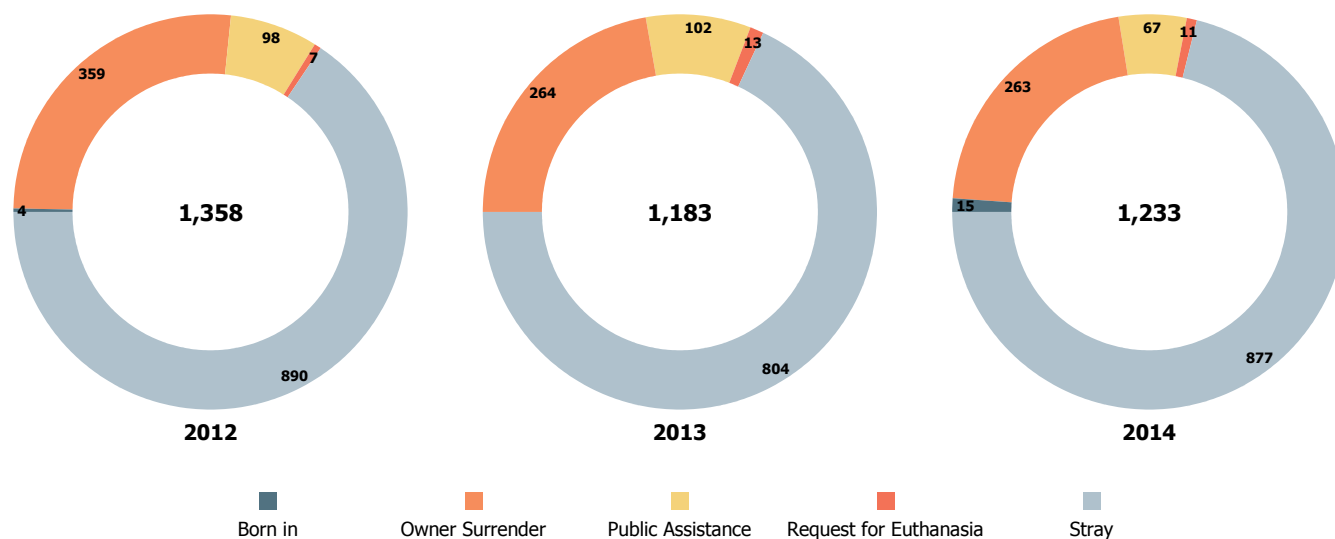


Austin Animal Center December 2012 to 2014 Intakes

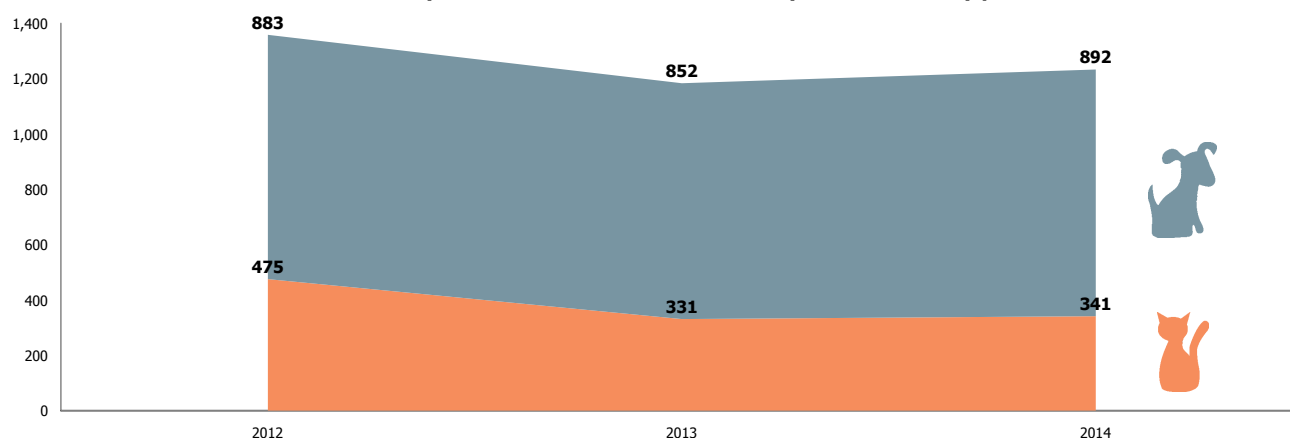


	2012			2013			2014		
	Cat	Dog	Total	Cat	Dog	Total	Cat	Dog	Total
Born in	0	4	4	0	0	0	0	15	15
Owner Surrender	175	184	359	97	167	264	84	179	263
Public Assistance	13	85	98	19	83	102	6	61	67
Request for Euthanasia	2	5	7	4	9	13	0	11	11
Stray	285	605	890	211	593	804	251	626	877
Total	475	883	1,358	331	852	1,183	341	892	1,233







Yearly December Intakes by Intake Type



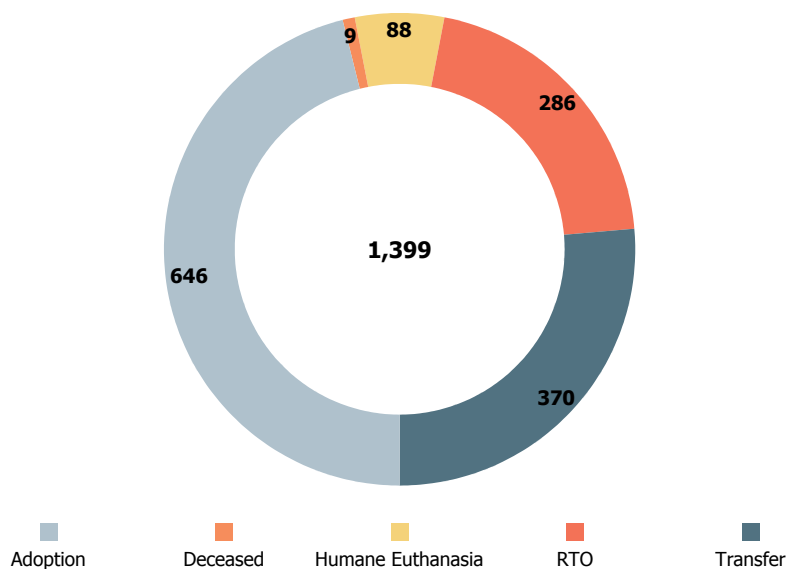
Yearly December Intakes by Animal Type



Austin Animal Center December 2014 Outcomes

	 Neonatal Kitten	 Kitten	 Adult Cat	 Neonatal Puppy	 Puppy	 Adult Dog	Total
Adoption	0	175	43	0	160	268	646
Deceased	2	1	2	2	2	0	9
Humane Euthanasia	2	7	32	1	6	40	88
RTO	0	2	32	7	23	222	286
Transfer	13	51	72	12	65	157	370
Total	17	236	181	22	256	687	1,399

Outcomes by Outcome Type





Age Breakdown

Neonatal

  under 6 weeks old

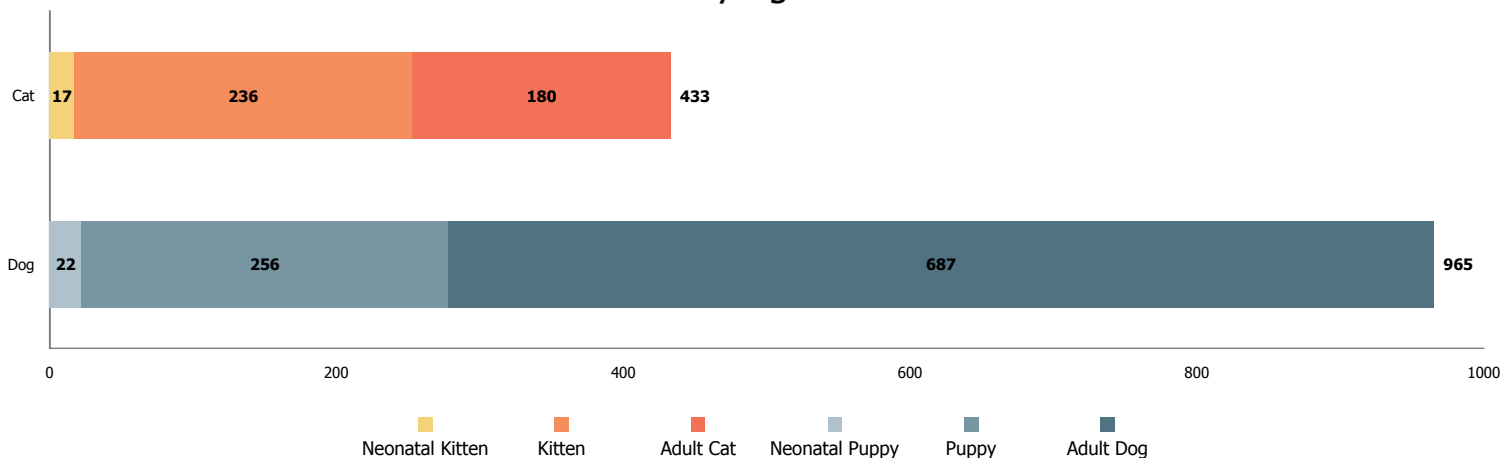
Kitten/Puppy

  6 weeks to under 1 year old


Adult

  at least 1 year old

Outcomes by Age Breakdown

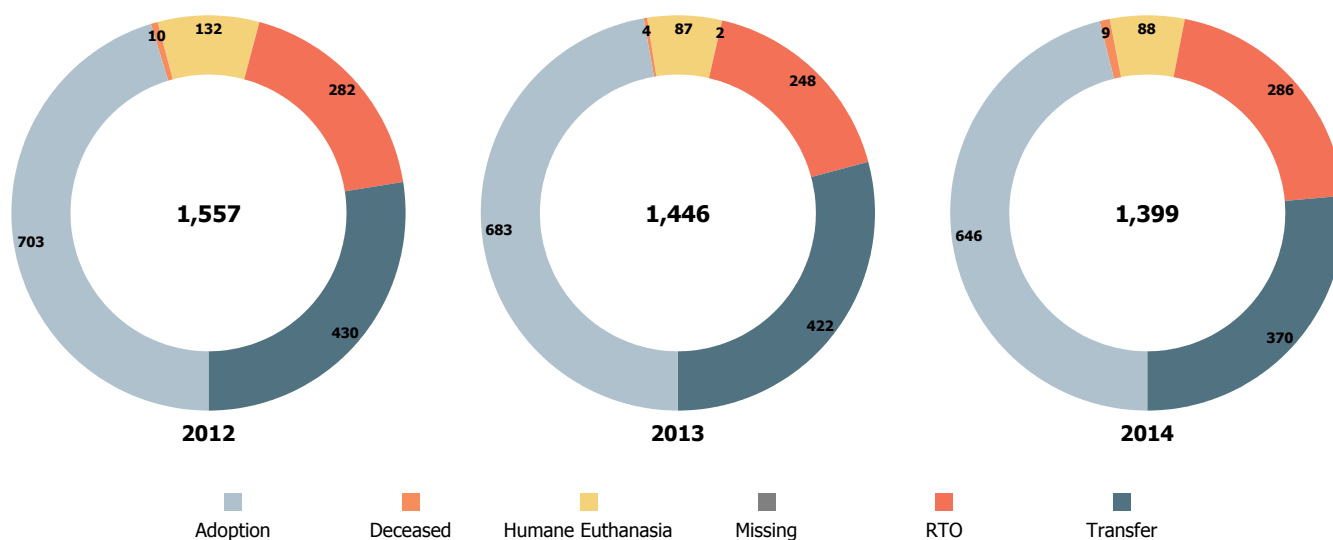


Austin Animal Center December 2012 to 2014 Outcomes

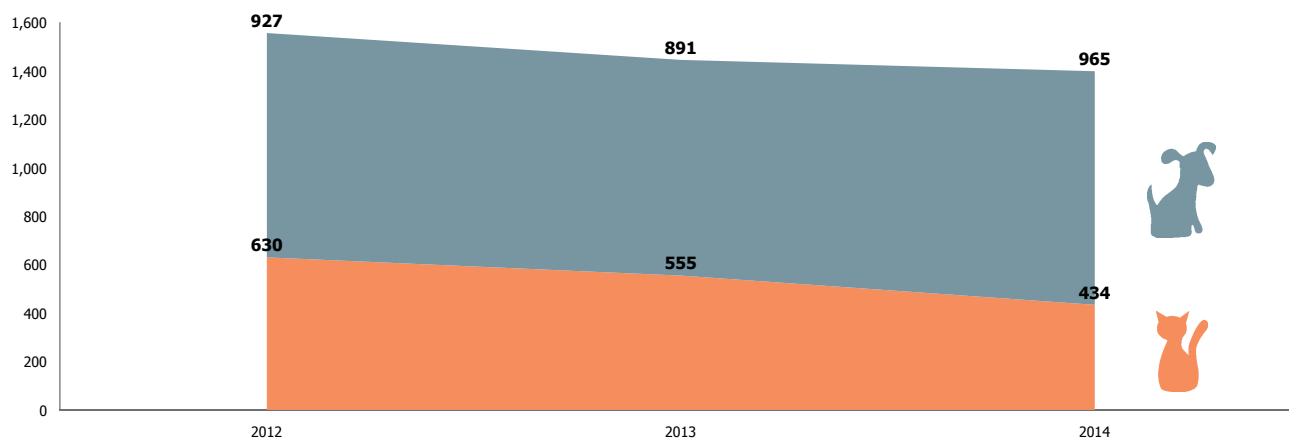


	2012			2013			2014		
	Cat	Dog	Total	Cat	Dog	Total	Cat	Dog	Total
Adoption	343	360	703	278	405	683	218	428	646
Deceased	7	3	10	1	3	4	5	4	9
Humane Euthanasia	45	87	132	26	61	87	41	47	88
Missing	0	0	0	1	1	2	0	0	0
RTO	27	255	282	19	229	248	34	252	286
Transfer	208	222	430	230	192	422	136	234	370
Total	630	927	1,557	555	891	1,446	434	965	1,399

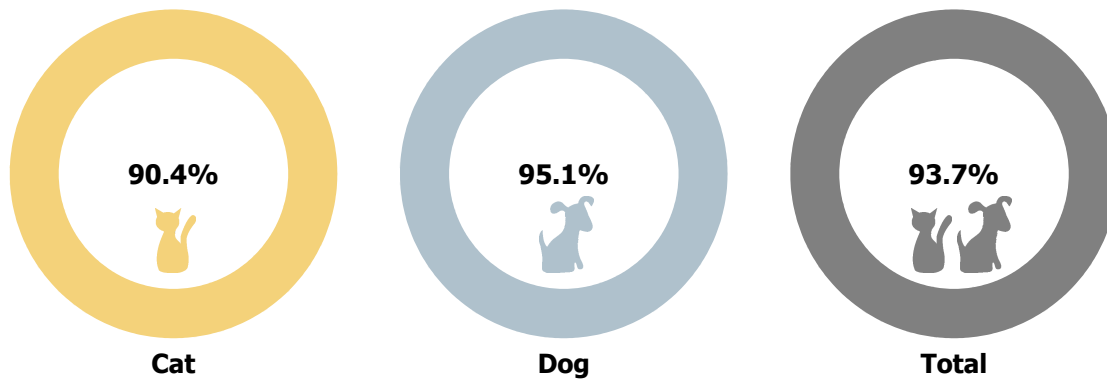
Yearly December Outcomes by Outcome Type



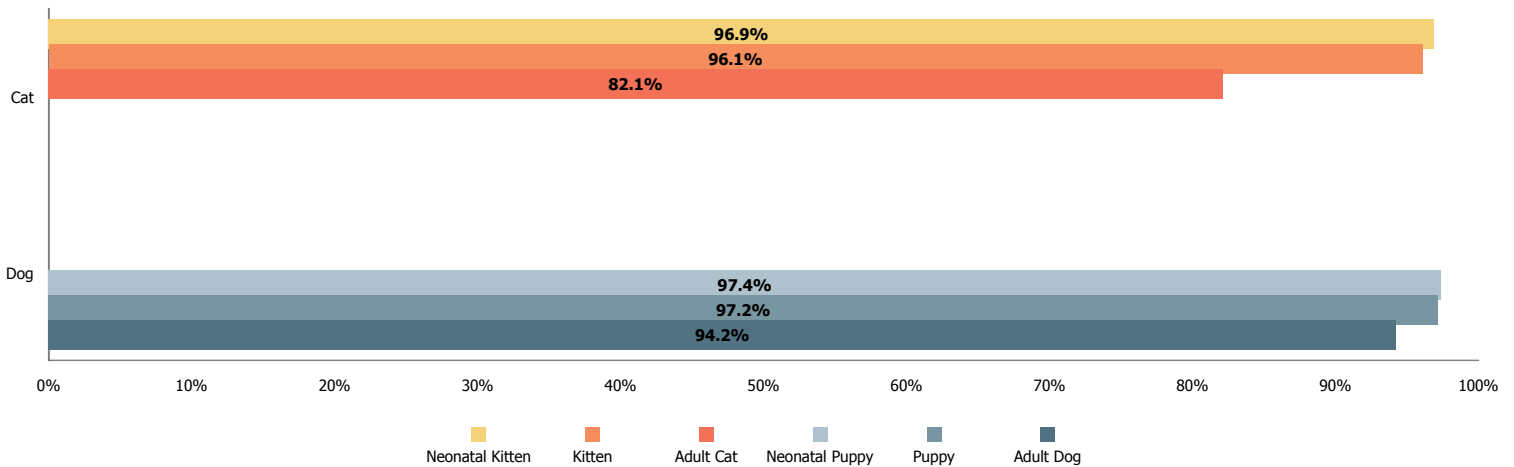
Yearly December Outcomes by Animal Type



Total Live Release Rates



Live Release Rates by Age Breakdown



Yearly December Live Release Rates Compared

