

Austin Community Climate Plan

RMC and EUC | February 2015



CITY OF AUSTIN



TRANSPORTATION DEPARTMENT



1. Why Develop a Community Climate Plan?
2. Our Approach and the Plan Development Process
3. Plan Summary and Electricity and Natural Gas Strategies
4. Next Steps



Why Develop a Community Climate Plan?

Item 11

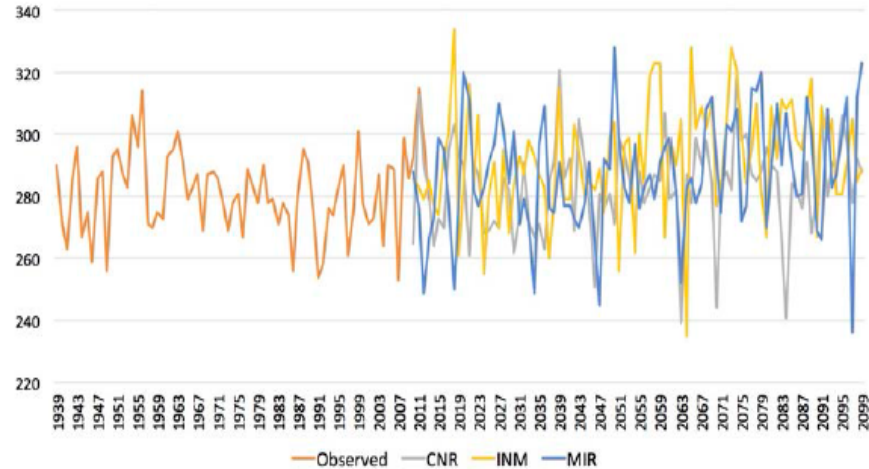


Figure 10. The number of days per year with precipitation below 0.01 inches at the Camp Mabry weather station in Austin, TX.

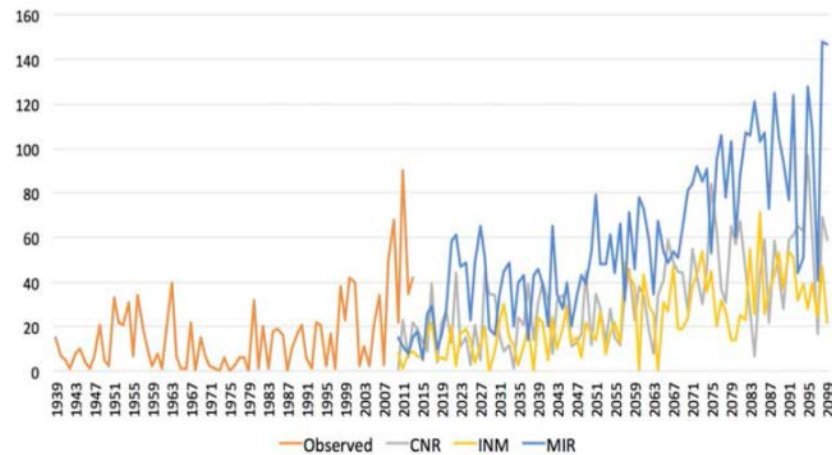


Figure 7. The number of days per year with temperatures above 100°F at the Camp Mabry weather station in Austin, TX.

Why Develop a Community Climate Plan?

Item 11

Council Resolutions

The 2007 Climate Protection Plan included five key goals:

1. Municipal operations
2. Utility generation mix
3. Homes and buildings
- 4. Community planning**
5. Carbon Neutral Programs and Assistance

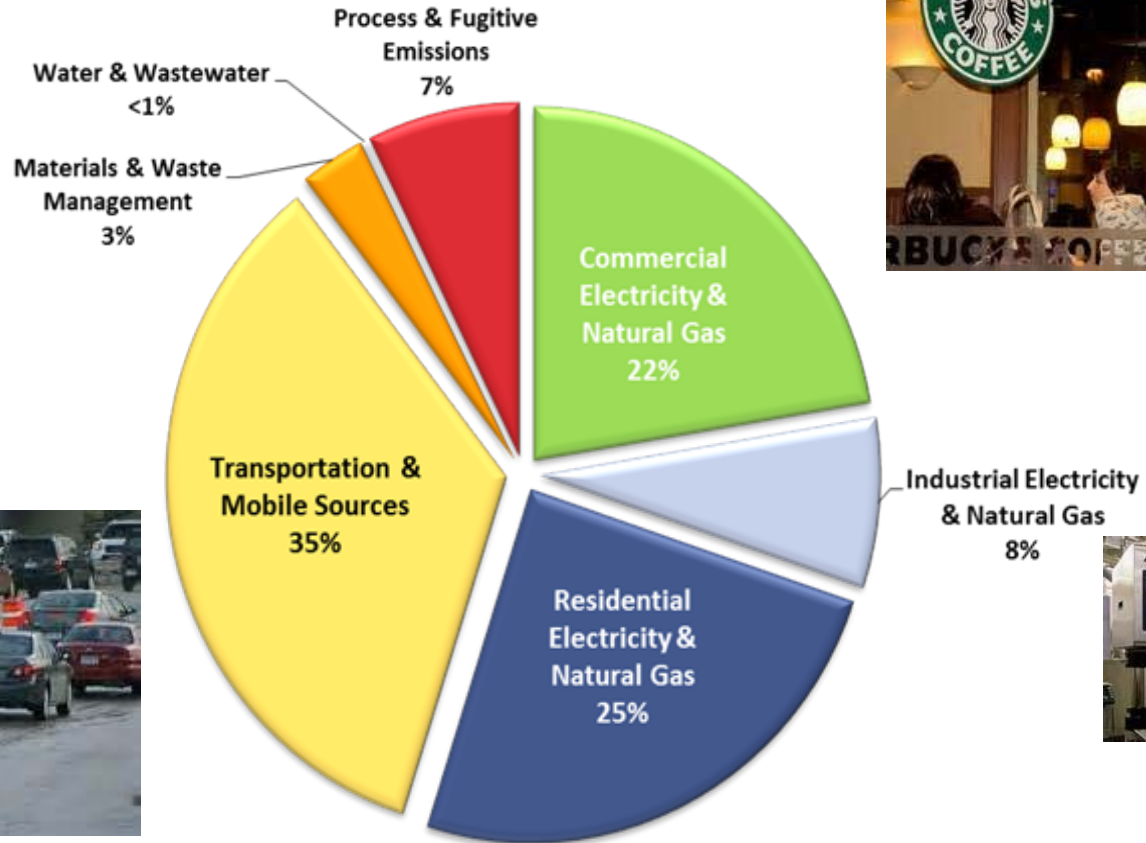
April 10, 2014: Council passed Resolution 20140410-024 which established a long term community wide goal:

Net zero community-wide greenhouse gas emissions by 2050

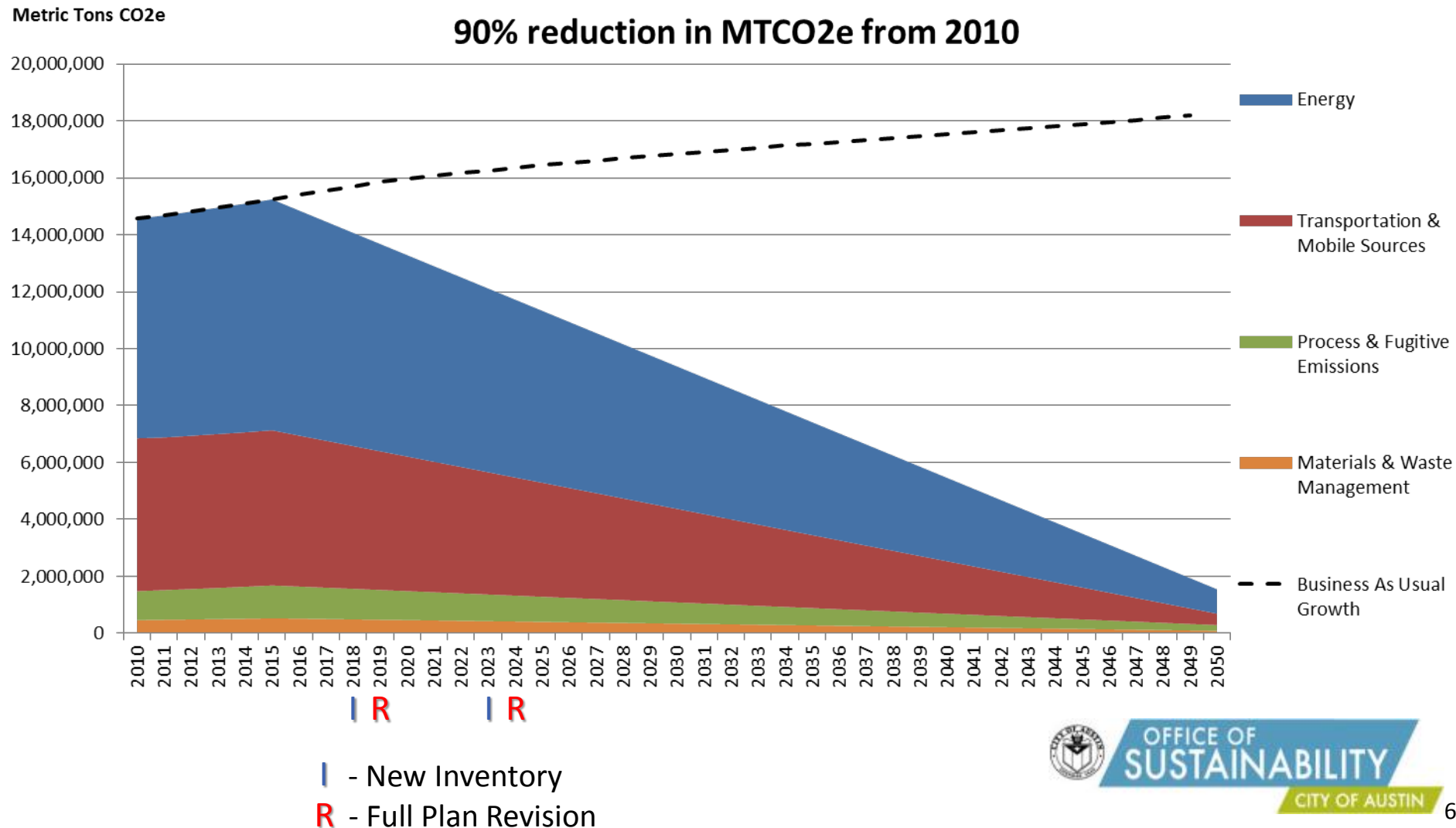
Our Approach

Item 11

2010 Travis County GHG Emissions 14 Million Metric Tons CO₂e



What does net-zero in 2050 mean?



Plan Development Process

Item 11



June 2014, the Office of Sustainability formed a Community Climate Steering Committee and four Technical Advisory Groups (TAGs):

- Electricity and Natural Gas
- Transportation
- Materials Management
- Industrial Process



OFFICE OF
SUSTAINABILITY

CITY OF AUSTIN

Plan Development Process

Item 11

Steering Committee

Name	Organization
Roger Duncan	Energy Institute, University of Texas
Mike Blackhurst	UT School of Engineering Professor
Joep Meijer	Climate Buddies
Al Armendariz	Sierra Club Senior Campaign Representative
David Cortez	Austin Interfaith Network
Kaiba White	Public Citizen
Pam Reed	Texas Climate & Carbon Exchange
Mary Dodd	Community Advancement Network, Executive Director
Mitch Jacobsen	ATI Clean Energy Incubator, Co-Director
Francois Levy	American Institute of Architects
Tim Mohin	AMD Director of Corporate Responsibility
Jere Locke	Texas Drought Project
Kevin Tuerff	EnviroMedia, President
Todd Hemingson	Capital Metro VP of Strategic Planning & Development
Jim Marston	EDF, VP of Energy
Tamala Barksdale	Enviromedia and AISD board member
Jeremy Martin	Greater Austin Chamber of Commerce, Senior VP Government Relations

Electricity and Natural Gas TAG

Doug Lewin (chair)	SPEER
Larry Graham	Manager of Regulatory Affairs, Texas Gas Service
Gurcan Gulen	Researcher, Jackson School at the University of Texas, Austin
John Hoffner	Renewable and Sustainable Design Consultant
Morgan Stinson	Principal at Energy Engineering Associates
Henry Eby	Consultant, Former LCRA Manager of Environmental Affairs
Michelle Van Hyfte	Manager Environmental Stewardship, Seton Healthcare
Peter Pfeiffer	Architect
Blake Beavers	Pedernales Electric Co-op



OFFICE OF
SUSTAINABILITY

CITY OF AUSTIN

Plan Development Process

Item 11

Electricity and Natural Gas

Behavior Change and Education
Buildings and Integrated
Efficiency
Resource Technologies

Industrial Process

Fuel Switching
Process Optimization
Capture and Destruction
Local Offsets

Materials Management

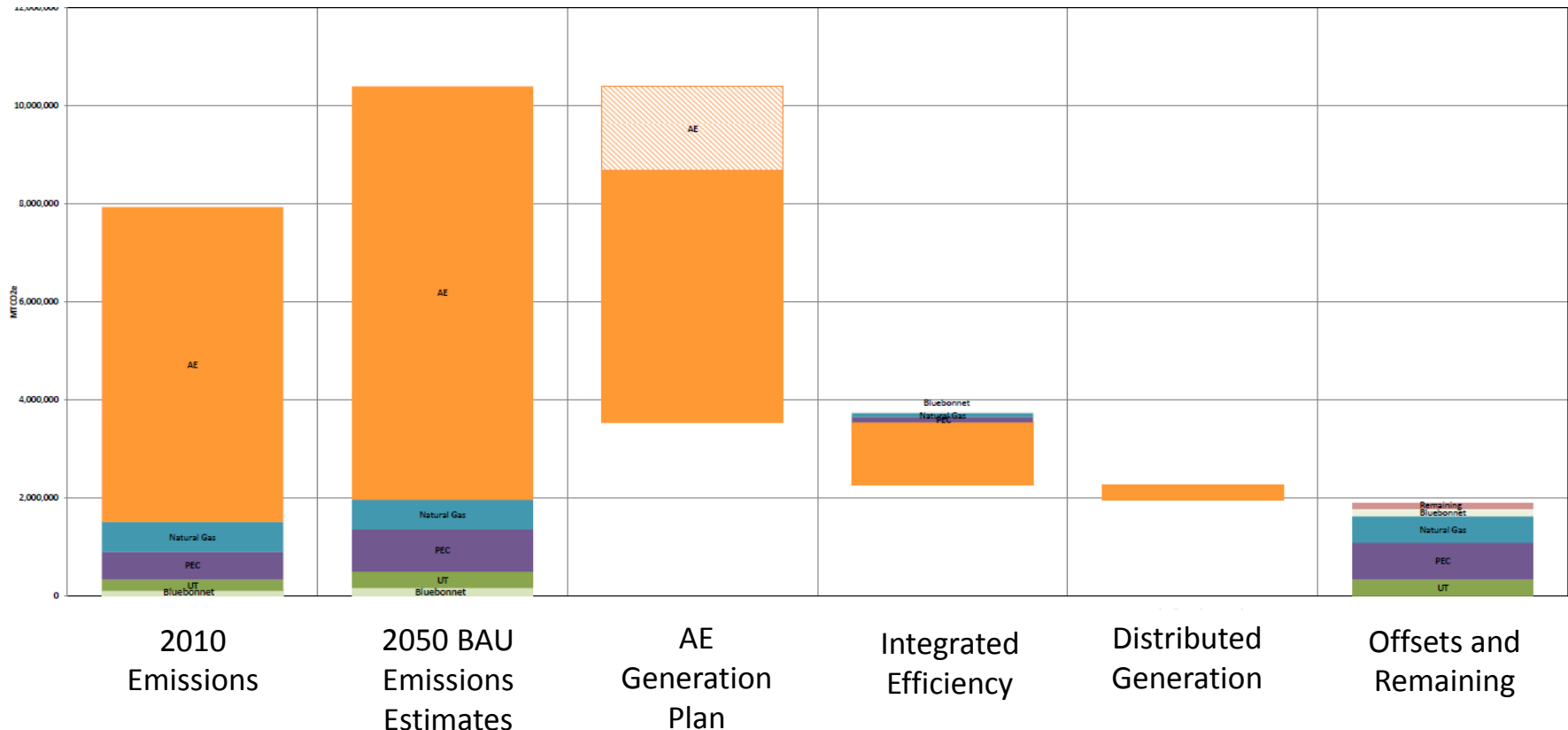
Organics Diversion
Purchasing
Methane Management
Recycling
Reduction Reuse

Transportation

Infrastructure and Service
Land Use
Demand Management
Policy and Planning
Vehicles and Fuel Efficiency
Economic and Pricing Systems

Quantitative analysis

- Waterfall chart below shows current sector footprint, BAU growth in emissions, and how the strategies would reduce emissions through cleaner energy production and reduced energy demand, inclusive of offsets



Qualitative analysis of proposed actions

19 Tier 1 actions

- New action or currently in an adopted city plan
- Fewer barriers or limiting factors in the way
- Large potential to avoid emissions
- Additional benefits identified
- **Will be considered for implementation upon plan adoption or part of the implementation planning effort over the next year**

9 Tier 2 actions

- Mostly actions in 2020-2050 timeframe
- Have current barriers related to policy, funding, or technology



Buildings and Integrated Efficiency

The City of Austin will continue to be a national leader in energy efficiency and reduced demand programs.

1. Explore financing mechanisms to enable energy efficiency, demand response, distributed generation and energy storage.
2. Increase funding for energy efficiency rebates within constraints of rate affordability goals, and emphasize and market offerings or higher amounts that may attract new customers
3. Identify high energy users in all sectors and target incentives and initiatives to those users to maximize impact
4. Promote specific high-impact strategies including envelope improvements, lighting retrofits, HVAC improvements, water heating efficiency, and plug load reduction
5. Implement programs to reduce energy use and carbon intensity associated with water consumption



Buildings and Integrated Efficiency

6. Expand the availability and use of automated demand response to more and new technologies
7. Increase meter reading frequency and use the information to identify opportunities for utility action and to promote customer conservation and demand response
8. Educate designers, builders, code inspectors, and plan reviewers to gain higher compliance with new energy codes as they are implemented every 3 years



Resource Technologies

Making generation resource decisions to minimize greenhouse gas emissions while remaining within the affordability limits set by the City Council.

1. Begin a coordinated effort to prioritize strategic development and evolution of Smart Grid/Intelligent Energy Management Systems, within constraints of rate affordability goals, to further enable intermittent resources and use of electric vehicles for storage/demand shift
2. Prioritize investment in zero carbon resources at utility and/or customer scale, with consideration of affordability goals:
 - Utility-scale and distributed solar, including concentrating solar and community solar;
 - Utility-scale wind (inland and coastal)
3. Routinely evaluate resource technologies for opportunities to incrementally improve carbon intensity including storage, distributed chilled water, biomass, geothermal, and nuclear

Behavior Change and Education

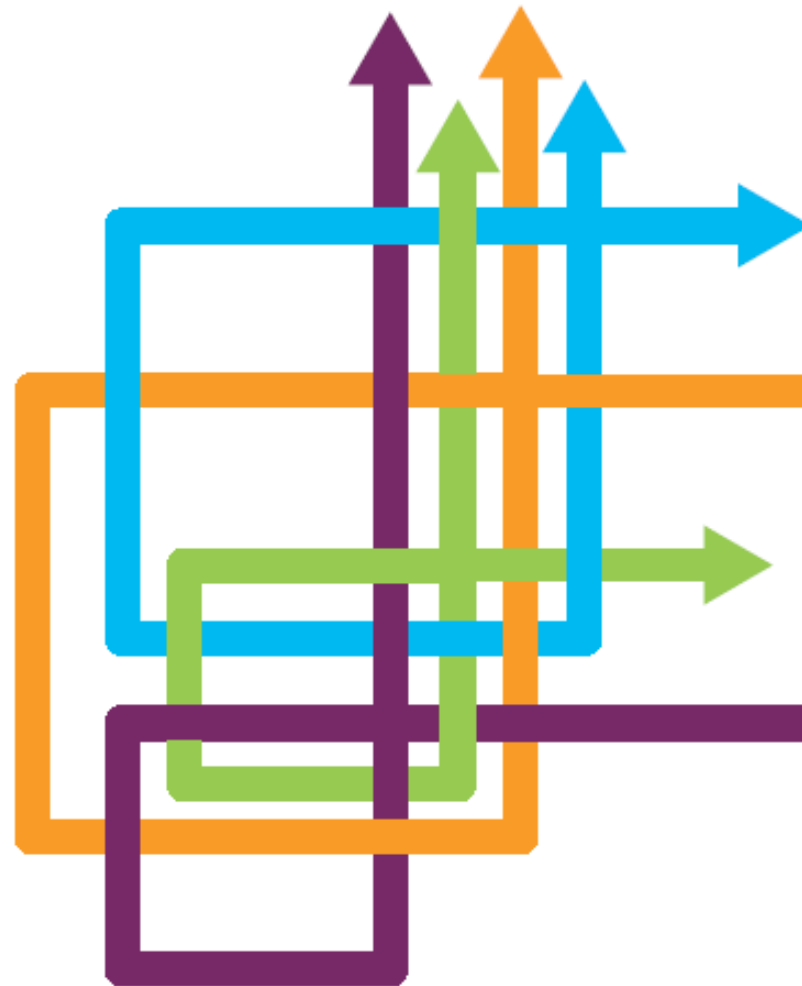
Consumer preferences and willingness to pay upfront for actions that result in lower energy use over time, and concurrently support zero and low-greenhouse gas resources, are key to the extent to which strategies and actions can be effective.

1. Increase efforts to engage customers to drive energy efficiency and demand response: increase transparency of energy costs in multi-family and commercial buildings; evaluate feasibility of neighborhood wide energy efficiency challenges
2. Implement time of use / dynamic rates, including user educational efforts, supported by advanced metering and other technologies
3. Expand educational efforts through social media, applications, competitions
4. Utilize meter reads and bill format/presentation to influence behavior



Coordinating to Reach Common Goals Item 11

Austin Community Climate Plan



TRANSPORTATION & LAND USE PLANS

Imagine Austin
2014 Austin Strategic Mobility Plan
Austin Bicycle Master Plan
Urban Trails Master Plan
CAMPO 2035 Regional Transportation Plan

BUILDING ENERGY PLANS

Austin Energy Generation Plan
City of Austin Building Codes

WASTE PLANS

Austin Resource Recovery Master Plan
ARR Zero Waste Plan

PREPARING FOR CLIMATE CHANGE-RELATED PLANS

City of Austin Hazard Mitigation Plan
Watershed Protection Ordinance
Office of Sustainability Climate
Resilience Efforts

Source:
Adapted from Seattle's Climate Action Plan



OFFICE OF
SUSTAINABILITY

Coordinating to Reach Common Goals



Reduced energy costs



Improved energy security
and reliability



Decreased risk of
energy shortages
or outages



Diminished water
consumption by
power plants



Reduced pollution



Improved air quality



Improved public health



Thriving local economy
and increased consumer
spending



Expanded local
jobs creation



Enhanced transit
system



Reduced traffic congestion



Safer streets



Improved disaster
preparedness



Protected and
enhanced ecosystems



Greater affordability
for all

Climate Plan Next Steps

Item 11

1. Pending Council Adoption:

- Commit to moving forward with a short list (1-3) of the new Tier 1 actions from each TAG
- Develop an implementation plan for the remainder of new Tier 1 actions within one year of adoption (prioritization and budget requirements)

2. Determine feasibility of a sustainability impact statement for major city council decisions (CIP and major expenditures)

3. Continue climate resilience planning efforts

Process Next Steps

Item 11

- Present to other organizations and B&Cs
- Finalize plan document with feedback
- Potential presentation to Council in March

Thoughts, comments, questions?



OFFICE OF
SUSTAINABILITY

CITY OF AUSTIN