

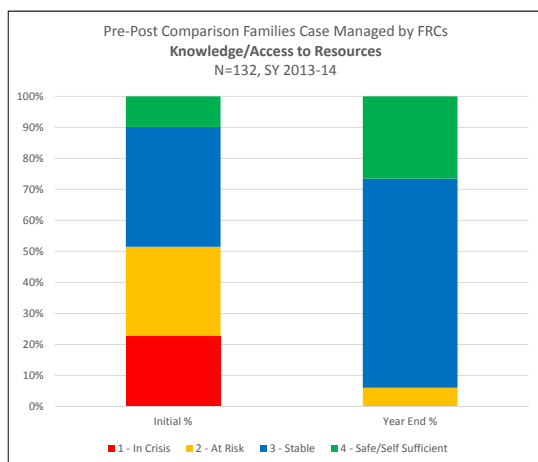
## Middle School-Based Family Resource Centers Services Provided and Selected Outcomes School Years 2012-13 to 2014-15

- Target Neighborhoods:
  - Burnet, Dobie, Webb, Martin, Mendez Middle Schools
- Target Population (SY 2012-13 to SY 2014-15)
  - 5,084 Unduplicated Families with a student attending these schools completed needs survey
- Demographics (SY 2014-15 only)
  - 14 Zip Codes of family residence
  - 89% Hispanic (of those identifying)
  - 64% prefer Spanish language services
- Parent Encounters/Services
  - SY 2012-13 to SY 2014-15
  - Includes responsive services and case management services
  - 3,482 Unduplicated Families requested/received some FRC services
  - 68% of families that completed needs survey received services
    - Represents 28,620 persons (duplication across school years)
    - Represents 16,950 children (duplication across school years)
- Approximately 140 Families/Year in Case Management
  - Case Management outcomes reflected in graphic charts which follow

## Knowledge/Access to Resources

N=132, SY 2013-14

**Impact: Reduced Proportion In Crisis/At Risk = 45.5%**



**In Crisis:** I do not know of or do not have access to resources available in my community to meet my family's needs.

**At Risk:** I know of resources available in my community but have difficulty accessing them to meet my family's needs.

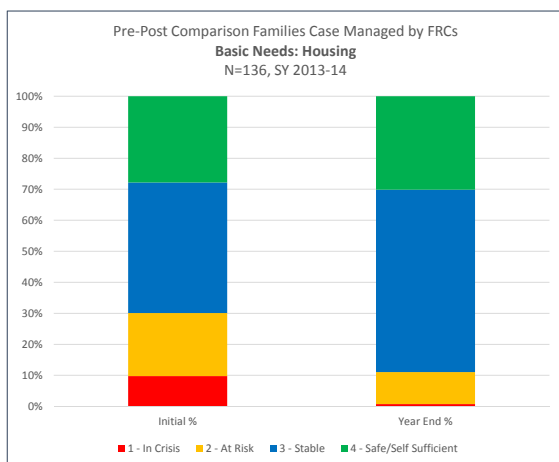
**Stable:** I am utilizing resources available in my community to meet some of my family's needs.

**Safe/Self-Sufficient:** I know how to find resources available in my community and have confidence that I can use them as my family has need.

## Basic Needs: Housing

N=136, SY 2013-14

**Impact: Reduced Proportion In Crisis/At Risk = 19.0%**



**In Crisis:** My family is homeless or nearly homeless with eviction in progress.

**At Risk:** My family is in a temporary or transitional living situation (i.e. motel, shelter, doubled up with another family).

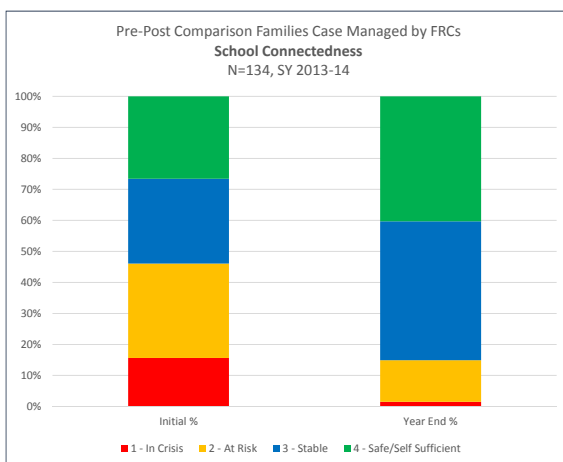
**Stable:** My family is in permanent housing that may not be adequate due to its size, location, condition, or affordability.

**Safe/Self-Sufficient:** My family is in permanent housing that is safe, adequate and affordable without compromising our family's basic needs.

## School Connectedness

N=134, SY 2013-14

**Impact: Reduced Proportion In Crisis/At Risk = 31.2%**



**In Crisis:** My family does not know how to connect with my child's school staff and we do not participate in school activities.

**At Risk:** My family knows how to connect with my child's school staff but we do not participate in school activities.

**Stable:** My family connects with my child's school staff when asked and we occasionally participate in school activities.

**Safe/Self-Sufficient:** My family takes initiative connecting with my child's school staff and we actively participate in school activities.