







Austin Animal Center Monthly Report March 2015

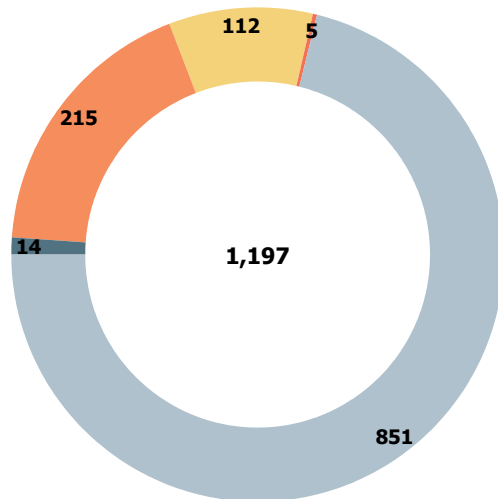


Fiscal Year 2015

Austin Animal Center March 2015 Intakes

	 Neonatal Kitten	 Kitten	 Adult Cat	 Neonatal Puppy	 Puppy	 Adult Dog	Total
Born in	0	0	0	14	0	0	14
Owner Surrender	3	6	57	5	26	118	215
Public Assistance	0	3	17	0	5	87	112
Request for Euthanasia	0	0	1	0	0	4	5
Stray	65	41	147	32	143	423	851
Total	68	50	222	51	174	632	1,197


Intakes by Intake Type





 Born in
  Owner Surrender
  Public Assistance
  Request for Euthanasia
  Stray

Age Breakdown

Neonatal

  under 6 weeks old

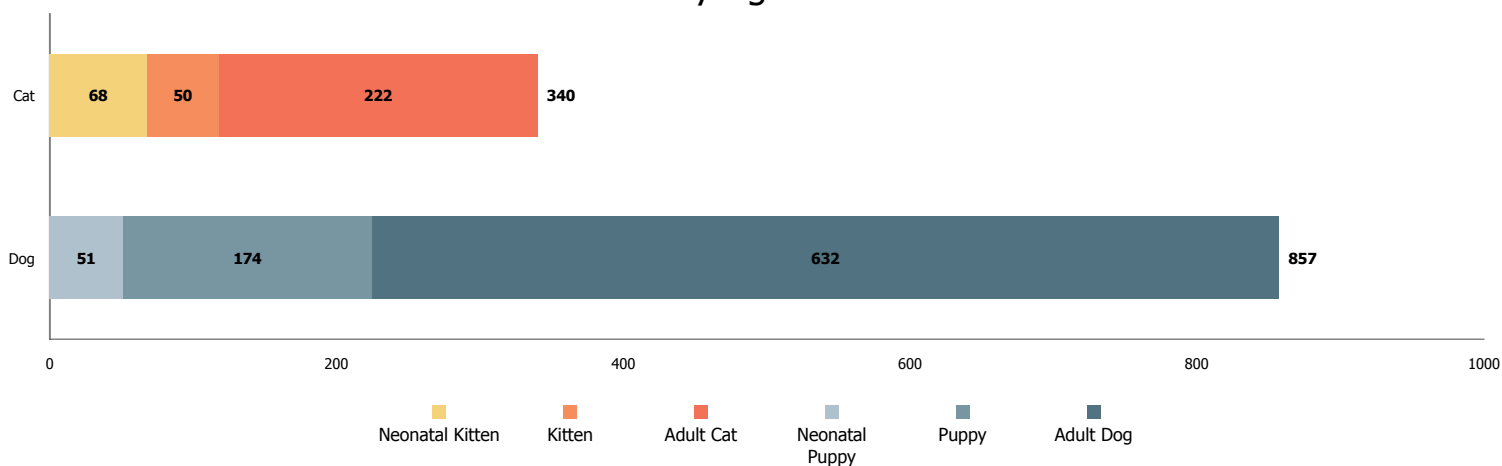
Kitten/Puppy

  6 weeks to under 1 year old


Adult

  at least 1 year old

Intakes by Age Breakdown

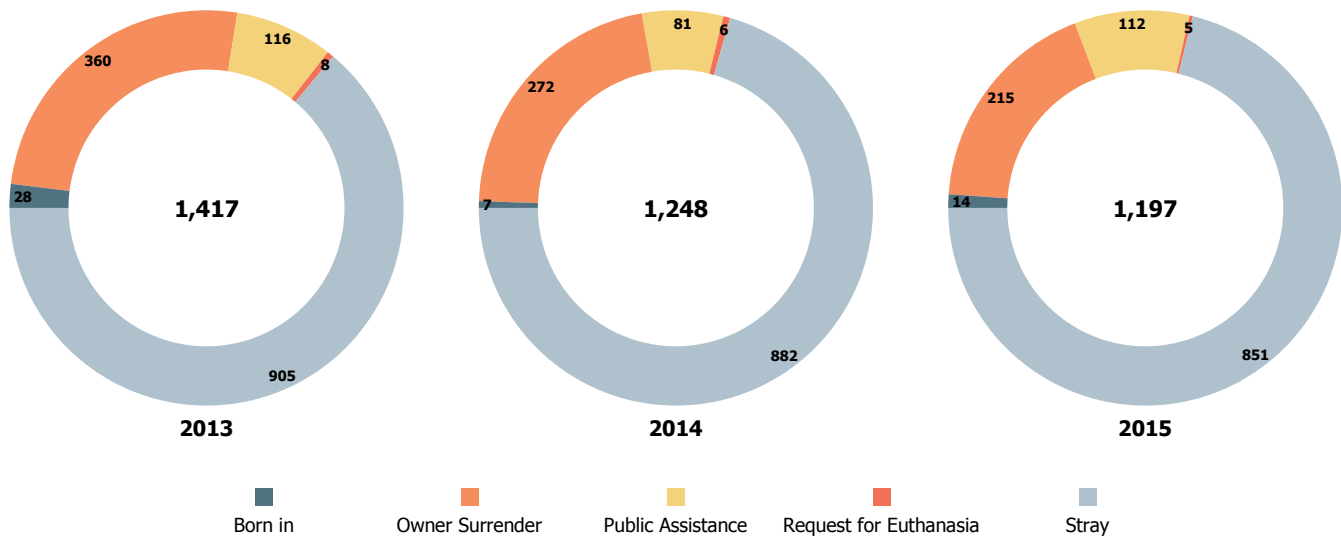


Austin Animal Center March 2013 to 2015 Intakes

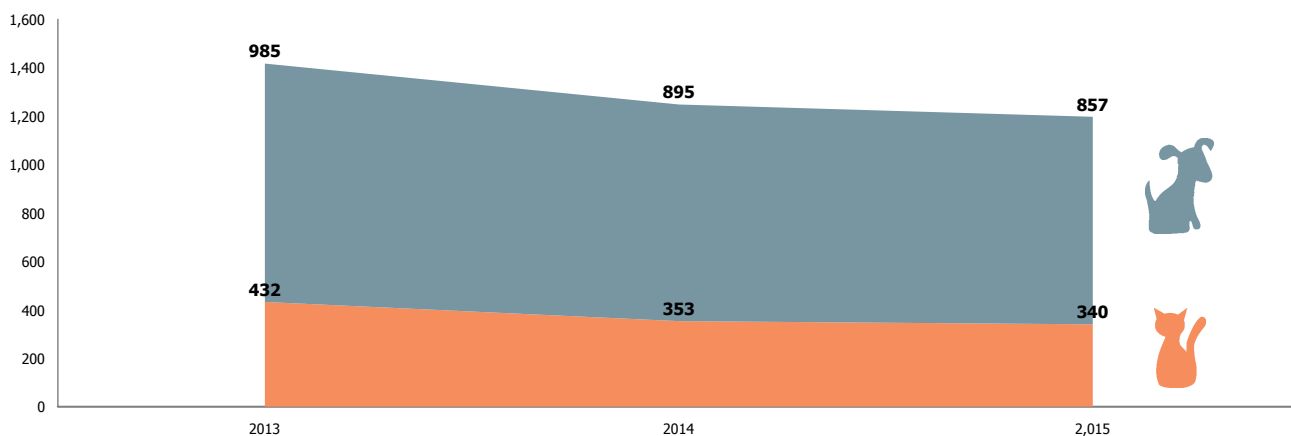


	2013			2014			2015		
	Cat	Dog	Total	Cat	Dog	Total	Cat	Dog	Total
Born in	13	15	28	0	7	7	0	14	14
Owner Surrender	120	240	360	103	169	272	66	149	215
Public Assistance	22	94	116	11	70	81	20	92	112
Request for Euthanasia	3	5	8	0	6	6	1	4	5
Stray	274	631	905	239	643	882	253	598	851
Total	432	985	1,417	353	895	1,248	340	857	1,197







Yearly March Intakes by Intake Type



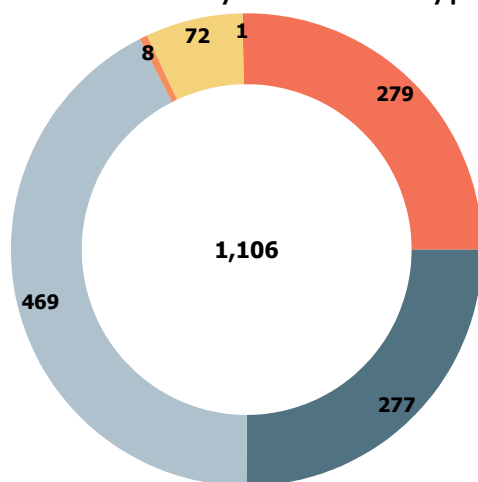
Yearly March Intakes by Animal Type



Austin Animal Center March 2015 Outcomes

	 Neonatal Kitten	 Kitten	 Adult Cat	 Neonatal Puppy	 Puppy	 Adult Dog	Total
Adoption	0	47	52	0	115	255	469
Deceased	2	0	3	1	0	2	8
Humane Euthanasia	1	2	27	0	3	39	72
Missing	0	0	0	0	0	1	1
RTO	0	4	21	0	23	231	279
Transfer	30	21	97	22	20	87	277
Total	33	74	200	23	161	615	1,106

Outcomes by Outcome Type





Age Breakdown



Neonatal

  under 6 weeks old

Kitten/Puppy

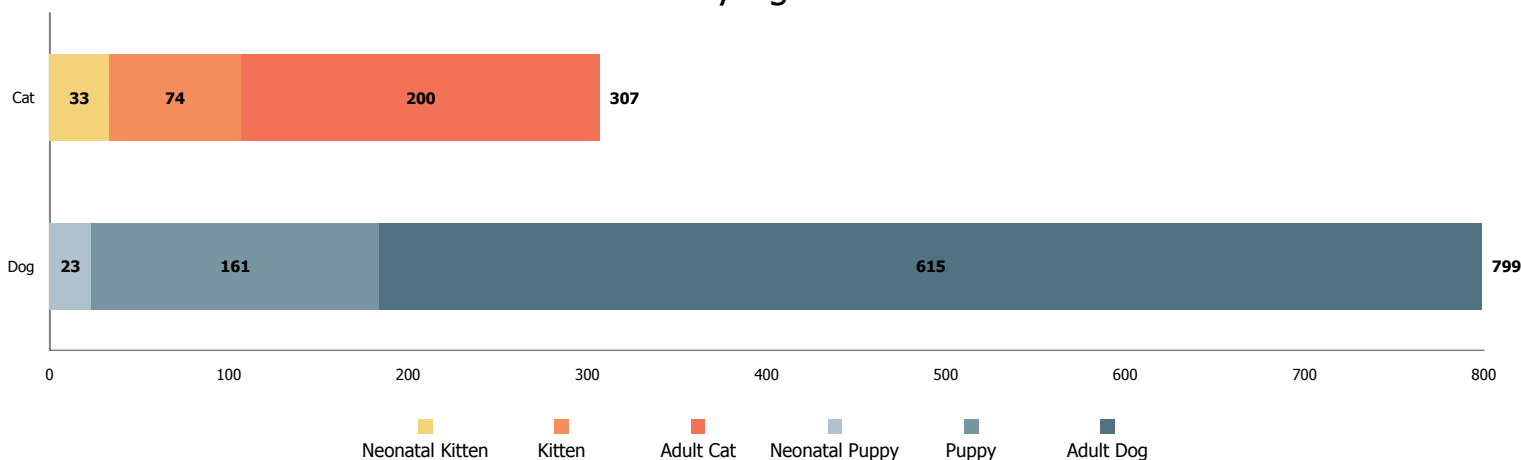
  6 weeks to under 1 year old

Adult


  at least 1 year old



Outcomes by Age Breakdown

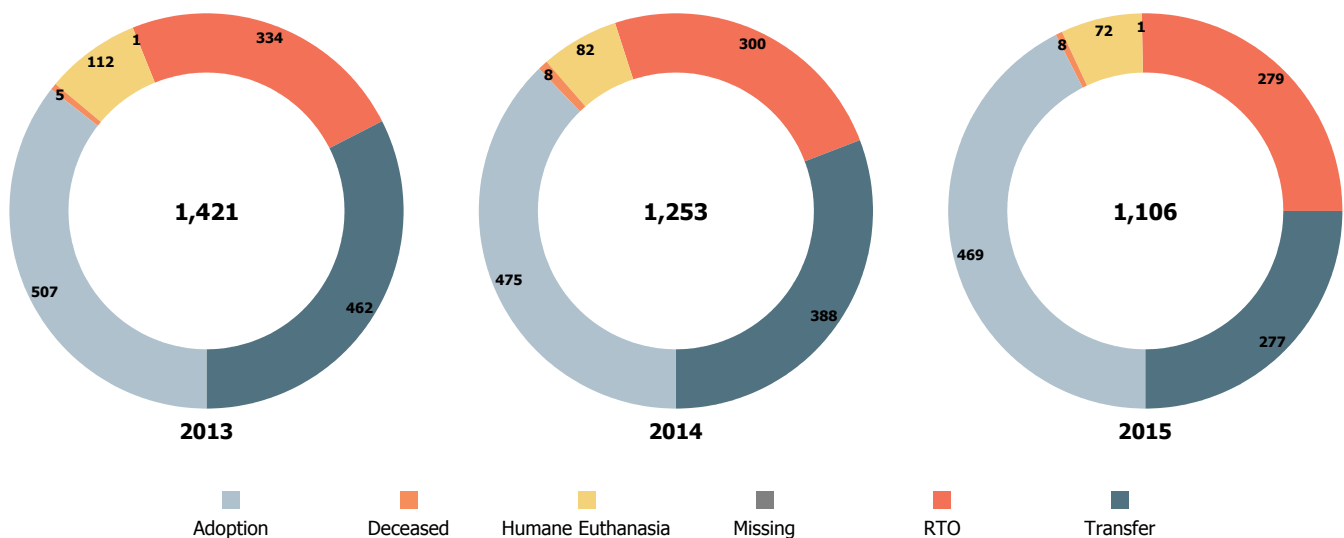


Austin Animal Center March 2013 to 2015 Outcomes

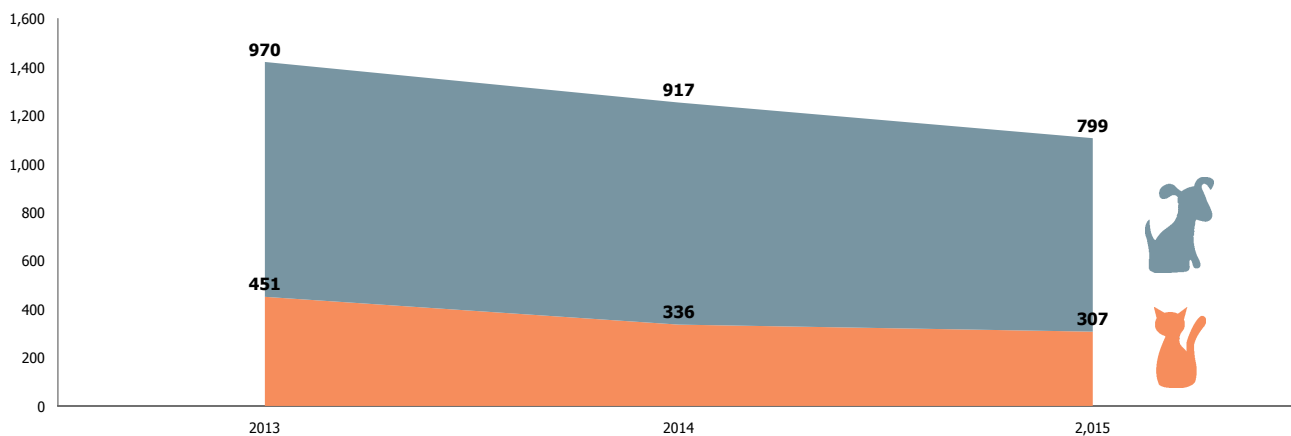


	2013			2014			2015		
	Cat	Dog	Total	Cat	Dog	Total	Cat	Dog	Total
Adoption	149	358	507	86	389	475	99	370	469
Deceased	3	2	5	6	2	8	5	3	8
Humane Euthanasia	41	71	112	23	59	82	30	42	72
Missing	0	1	1	0	0	0	0	1	1
RTO	34	300	334	35	265	300	25	254	279
Transfer	224	238	462	186	202	388	148	129	277
Total	451	970	1,421	336	917	1,253	307	799	1,106

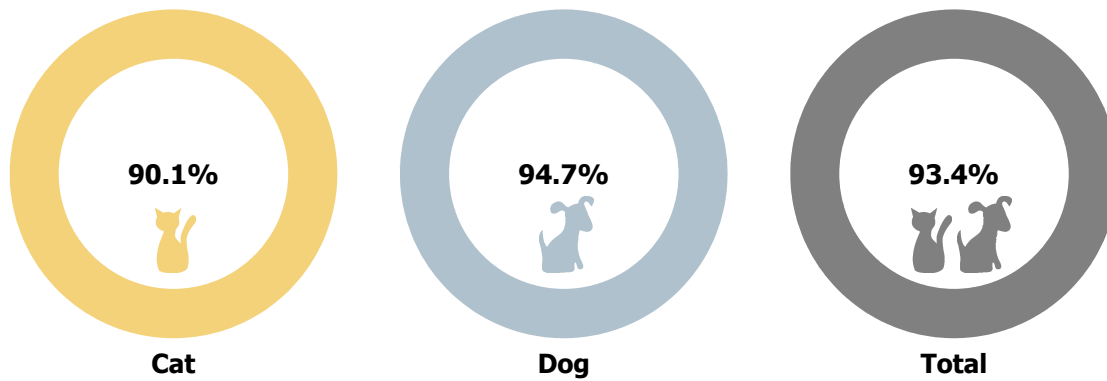
Yearly March Outcomes by Outcome Type



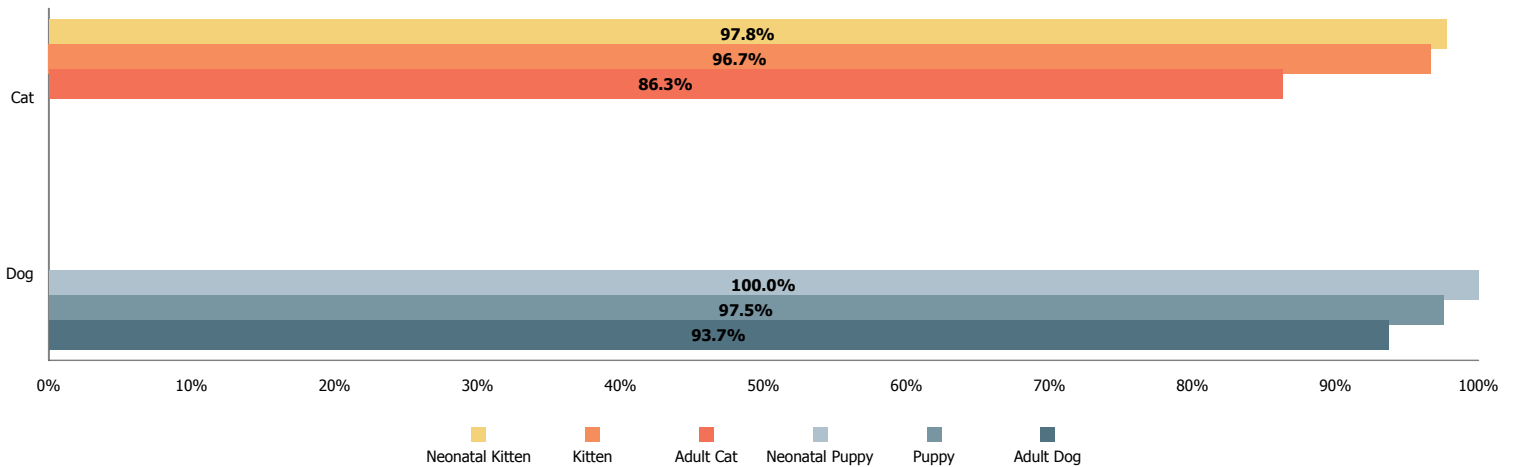
Yearly March Outcomes by Animal Type



Total Live Release Rates



Live Release Rates by Age Breakdown



Yearly March Live Release Rates Compared

