



2014 City Arborist Report

Keith W. Mars
City Arborist Program
Planning and Development
Review Department



The City Arborist Program

Tree Preservation and Replenishment

Overview of Presentation

- City Arborist Workflow
- 2014 Heritage Tree Review
 - - Site Plan and Subdivision Permits
 - - Heritage Tree TORA Permits
 - - Dead, Diseased, or Hazard Permits
- The Big Picture
- Challenges and Opportunities



The City Arborist Program

Tree Preservation and Replenishment

Work Flow Overview

City Arborist Development Review, Inspection, and Permit Analysis

**Predevelopment
Consultation**



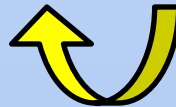
**Development
Review**



Inspection



**Permit Data
Analysis**



The City Arborist Program

Tree Preservation and Replenishment

Site Plan and Subdivision Review for Heritage Trees

- No Land Use Commission variances
- Reviewed 118 site plans and subdivisions
- 65% and 18% increase from 2013 in # of site plans and subdivisions reviewed
- ~18,000 inches surveyed
- ~17,000 inches preserved
- ~1000 inches removed (95% preservation of healthy heritage trees)



The City Arborist Program

Tree Preservation and Replenishment

Number of Tree Permits Reviewed in 2014

**Number of Development Related
Tree Permits Reviewed: 1419**

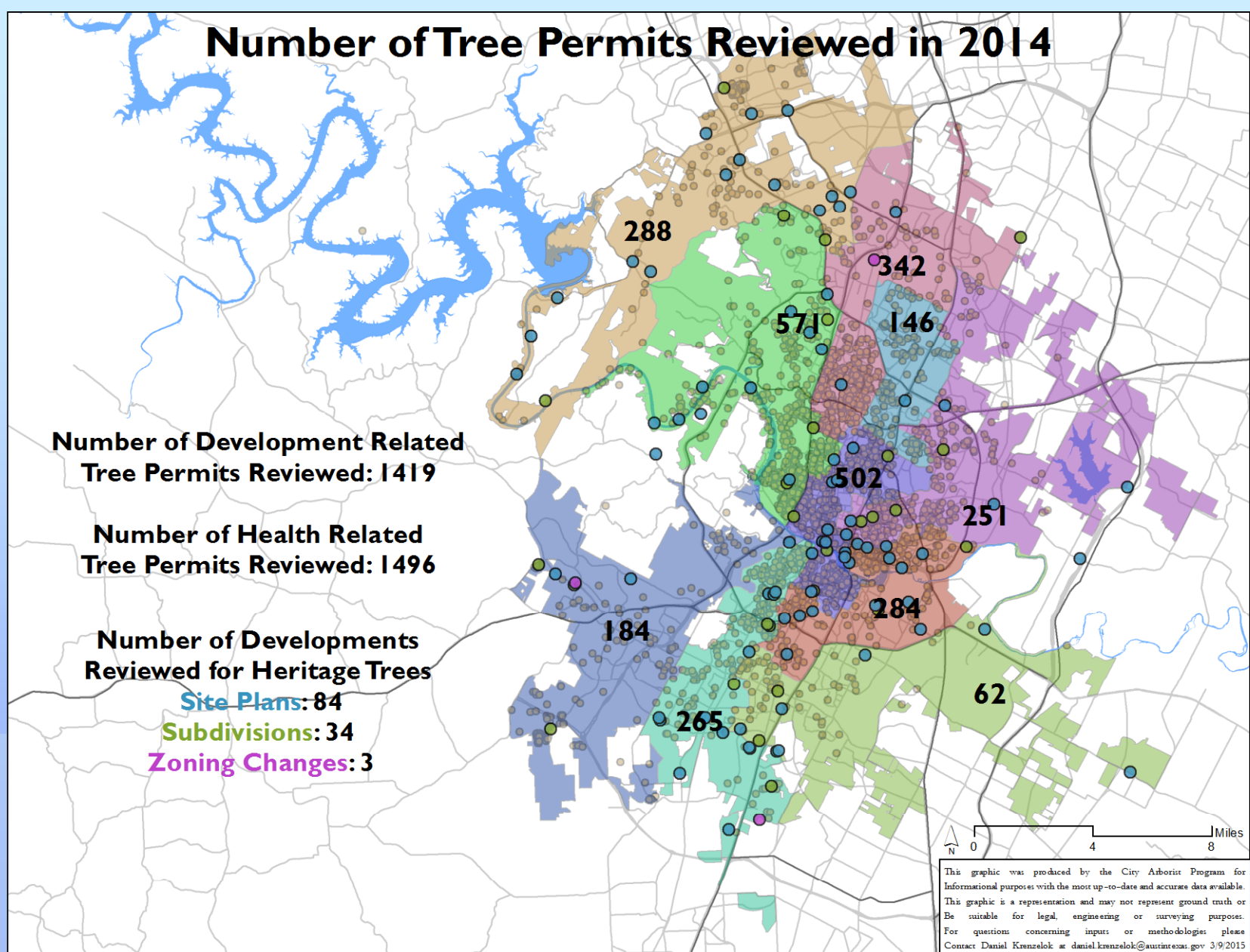
**Number of Health Related
Tree Permits Reviewed: 1496**

**Number of Developments
Reviewed for Heritage Trees**

Site Plans: 84

Subdivisions: 34

Zoning Changes: 3



The City Arborist Program

Tree Preservation and Replenishment

2014 Heritage Tree Permits

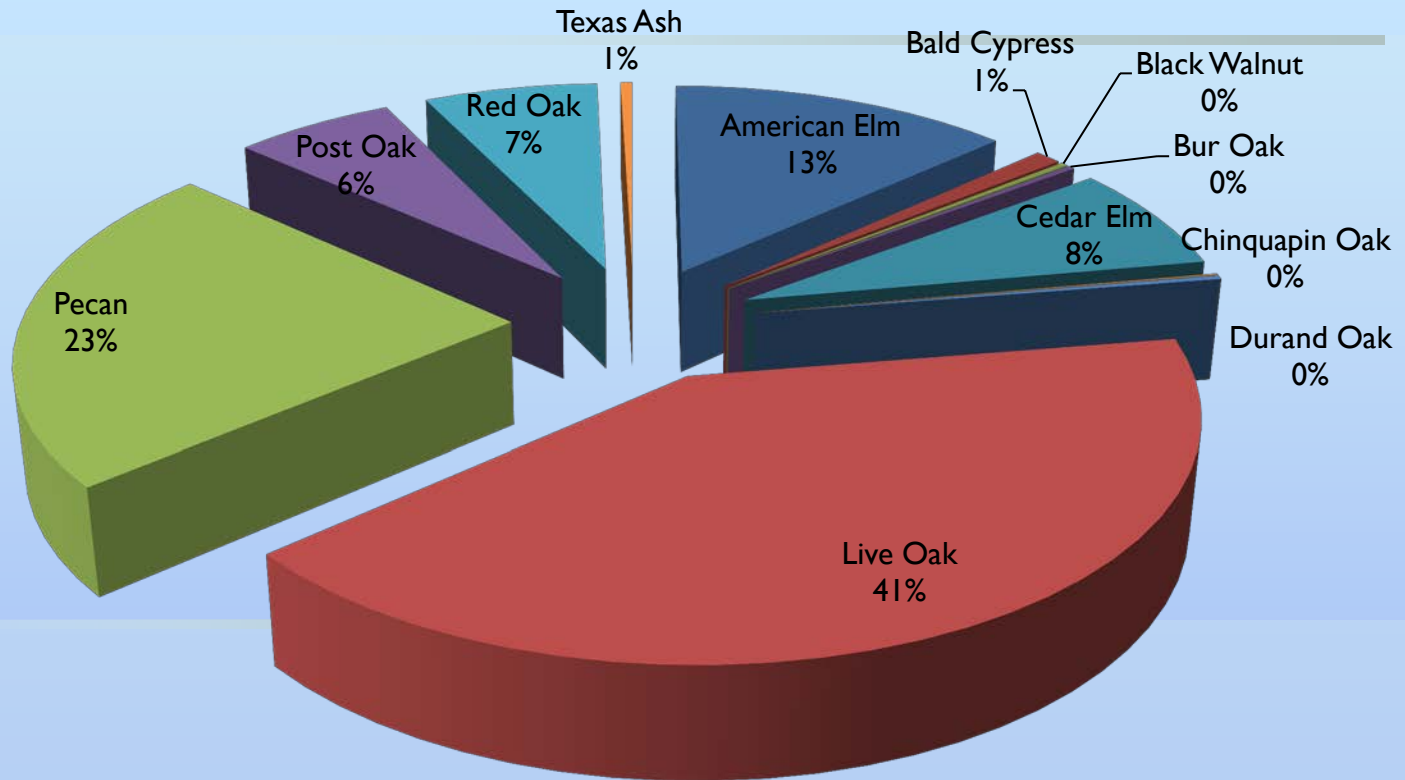
- 1083 heritage trees were reviewed on tree permits in 2014
- 33,340 inches of trees reviewed
- 35 healthy heritage trees allowed to be removed



The City Arborist Program

Tree Preservation and Replenishment

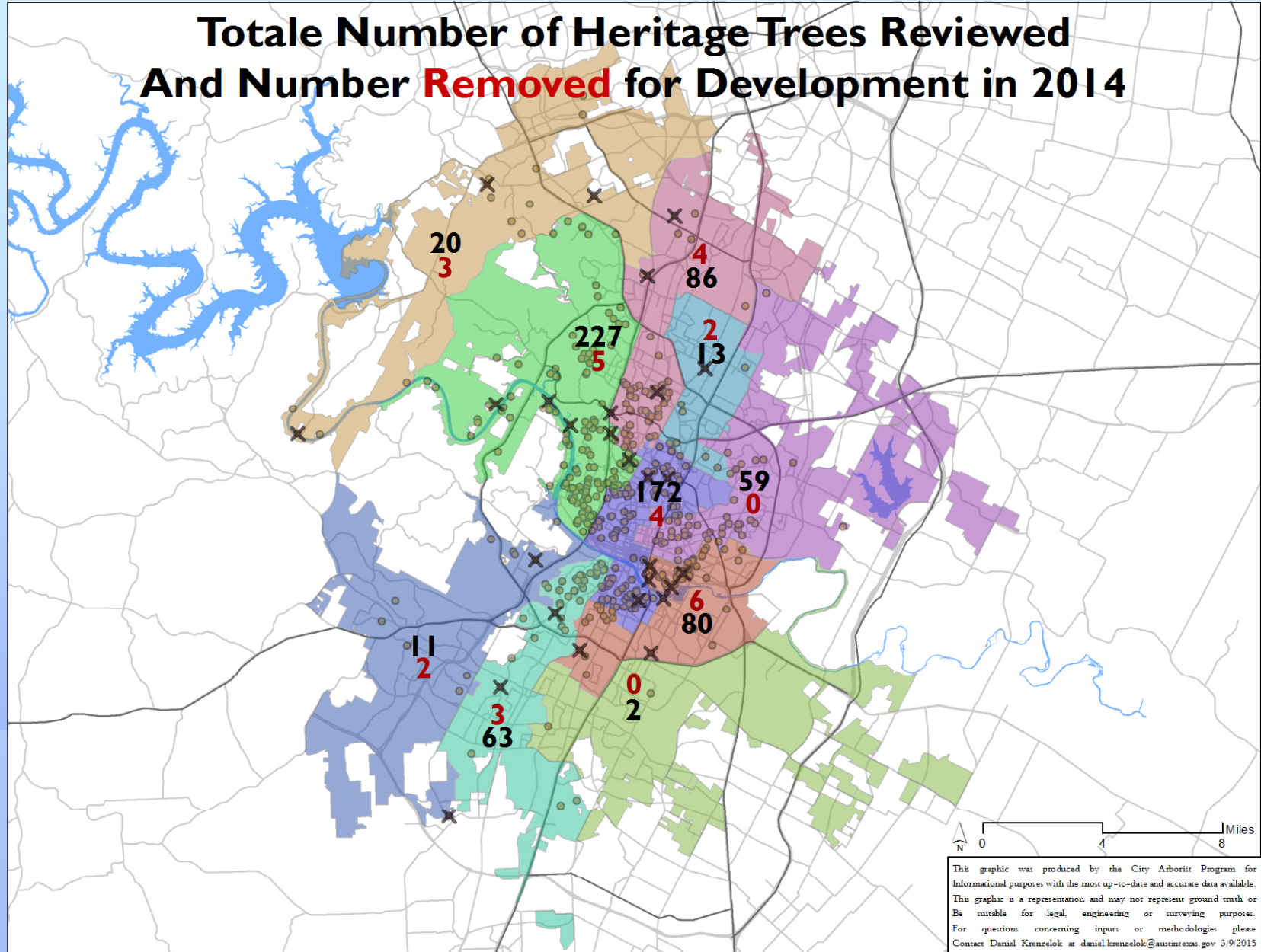
Heritage Trees by Species Reviewed on Tree Permits in 2014



The City Arborist Program

Tree Preservation and Replenishment

Total Number of Heritage Trees Reviewed And Number **Removed** for Development in 2014



The City Arborist Program

Tree Preservation and Replenishment

Tree Condition Permits

- 350 dead, diseased, or imminent hazard heritage trees were reviewed on tree permits in 2014
- 10842.5, inches of dead, diseased, or imminent hazard trees permitted for removal

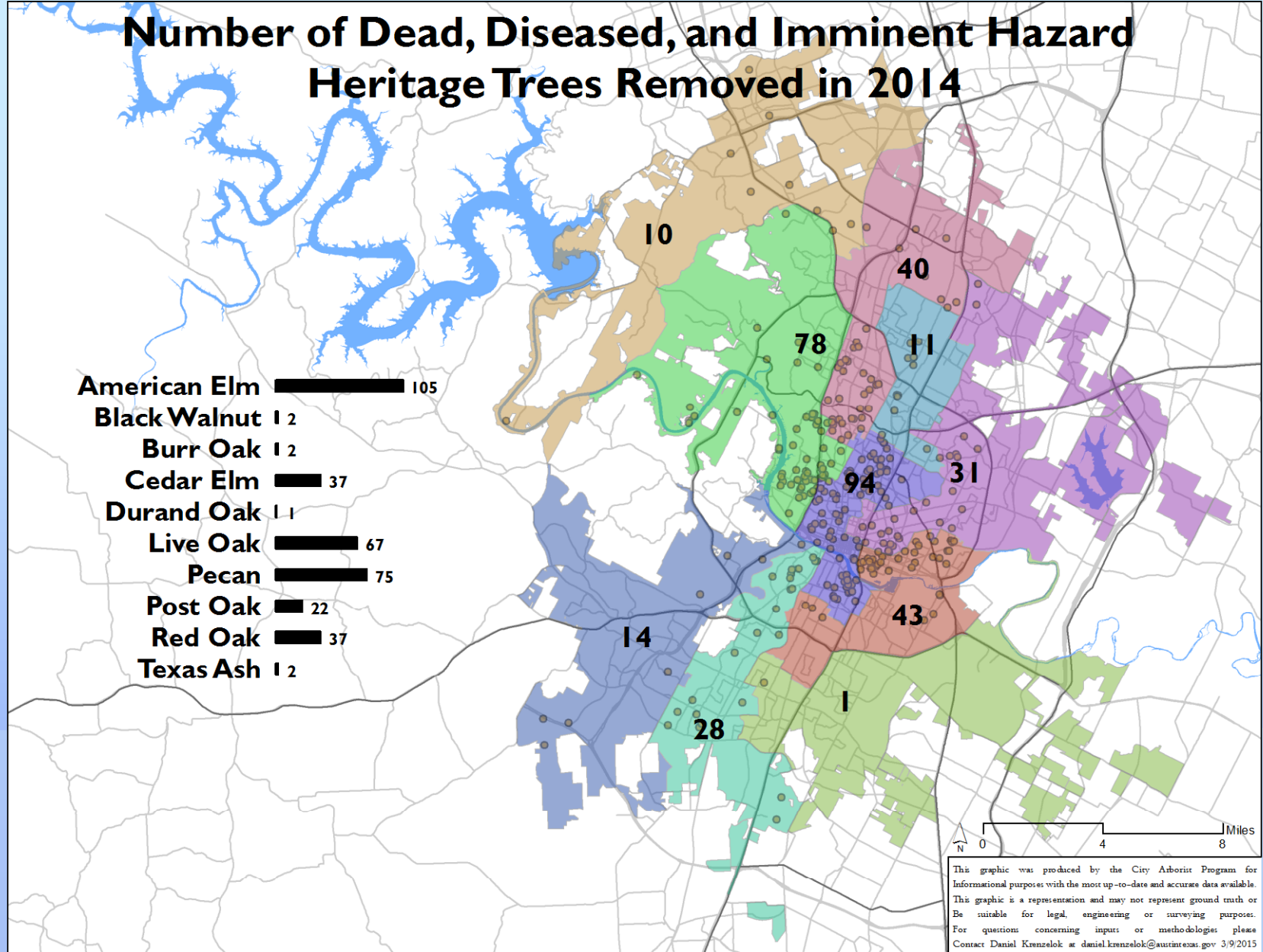


The City Arborist Program

Tree Preservation and Replenishment

Number of Dead, Diseased, and Imminent Hazard Heritage Trees Removed in 2014

American Elm	105
Black Walnut	12
Burr Oak	12
Cedar Elm	37
Durand Oak	11
Live Oak	67
Pecan	75
Post Oak	22
Red Oak	37
Texas Ash	12



The City Arborist Program

Tree Preservation and Replenishment

Heritage Tree Mortality on Tree Permits

<u>Species</u>	<u>2014 Number Reviewed</u>	<u>2014 Dead, Diseased, or Hazardous</u>	<u>2014 % Mortality</u>	<u>2013 % Mortality</u>	<u>2012 % Mortality</u>	<u>2011 % Mortality</u>
American Elm	143	105	73%	78%	86%	85%
Cedar Elm	80	37	46%	52%	47%	50%
Live Oak	445	67	15%	20%	24%	26%
Pecan	249	75	30%	33%	40%	31%
Post Oak	67	22	33%	39%	50%	38%
Red Oak	73	37	51%	57%	71%	71%



The City Arborist Program

Tree Preservation and Replenishment

Big Picture

- The ordinance is working (>95% preservation rate of heritage trees)
- Regulatory options for means to end
- Programmatic reorganization
- Citizens and development community engaging earlier in development process
- Dynamic city, dynamic forest
- Ensuring community values are protected



The City Arborist Program

Tree Preservation and Replenishment

Urban Forest Challenges and Opportunities

- 4th year as fastest growing city in country while protecting the urban forest
- Protection of tree species less than 19”
- Fulfilling vision of Imagine Austin
- Comprehensive Urban Forest Plan
- CodeNext



The City Arborist Program

Tree Preservation and Replenishment

Questions?

Keith W. Mars

City of Austin Arborist Program

Development Services Department

512-974-2755

keith.mars@austintexas.gov



The City Arborist Program

Tree Preservation and Replenishment