


# Zero Waste as a Gateway to Sustainability

Item 3a

Sustainability

Climate Protection



# Education Through Activities

- Multimodal, Zero Waste
- Departmental Activities







Spring 2014



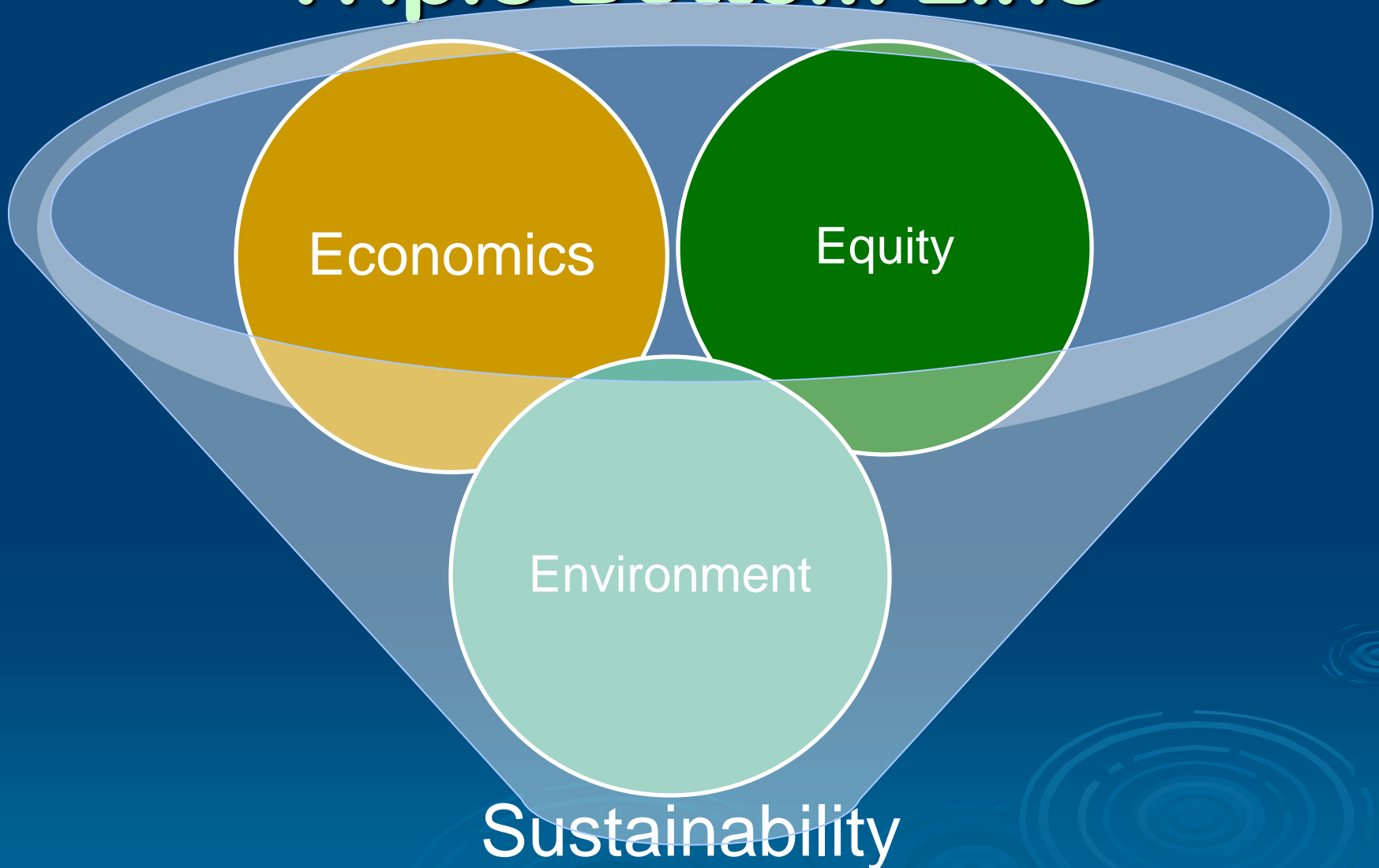
Spring 2014

# What We'll Cover...

- Internal sustainability efforts within Watershed Protection.
- What is measured and how.
- Where we want to be.




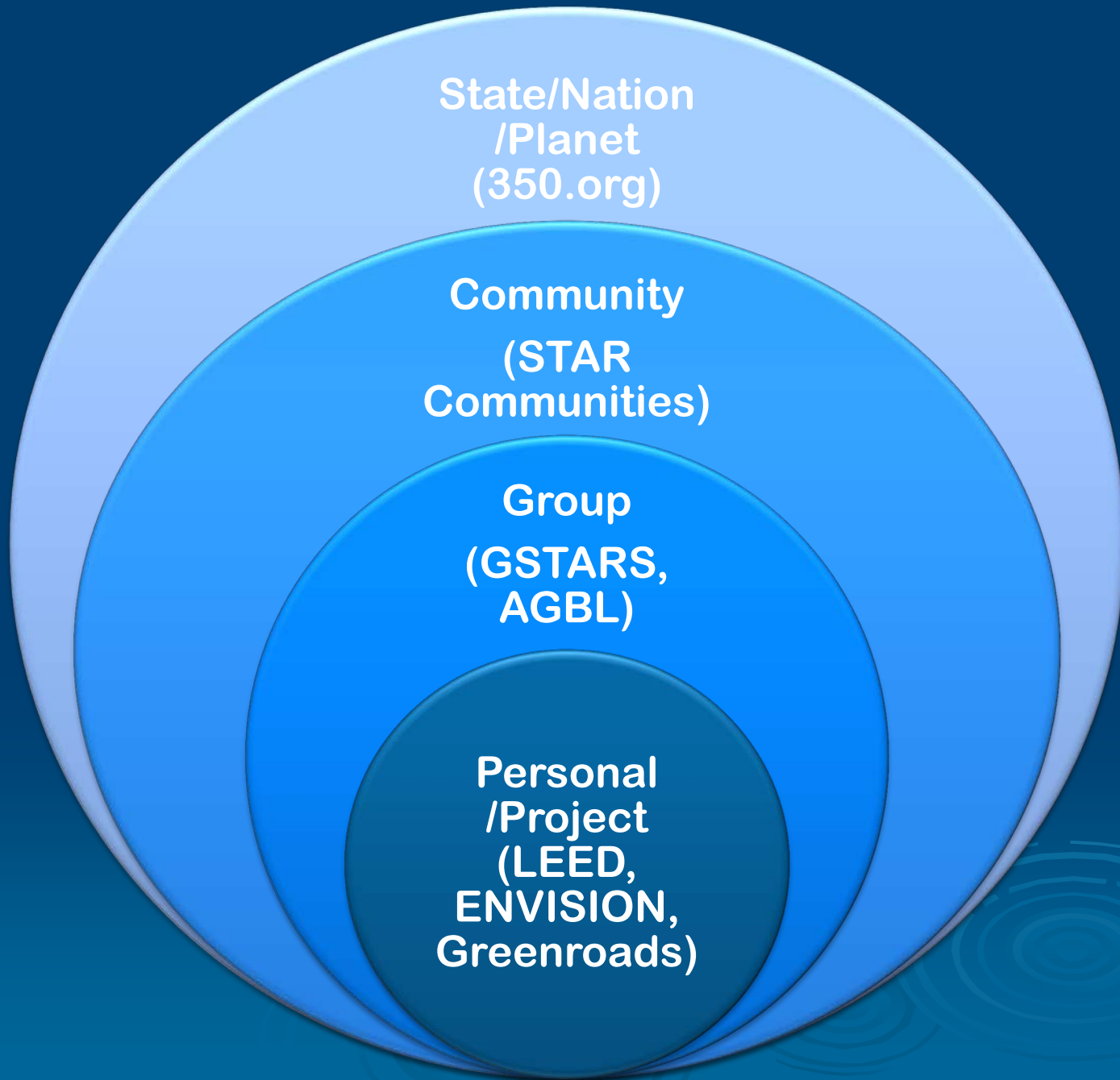
# Triple Bottom Line



# Sustainability

Sustainability









# The GSTARS Program

Government Sustainability Tracking,  
Assessment & Rating System

# Sub-Categories

## ➤ Education & Research

- Education; Research

## ➤ Operations

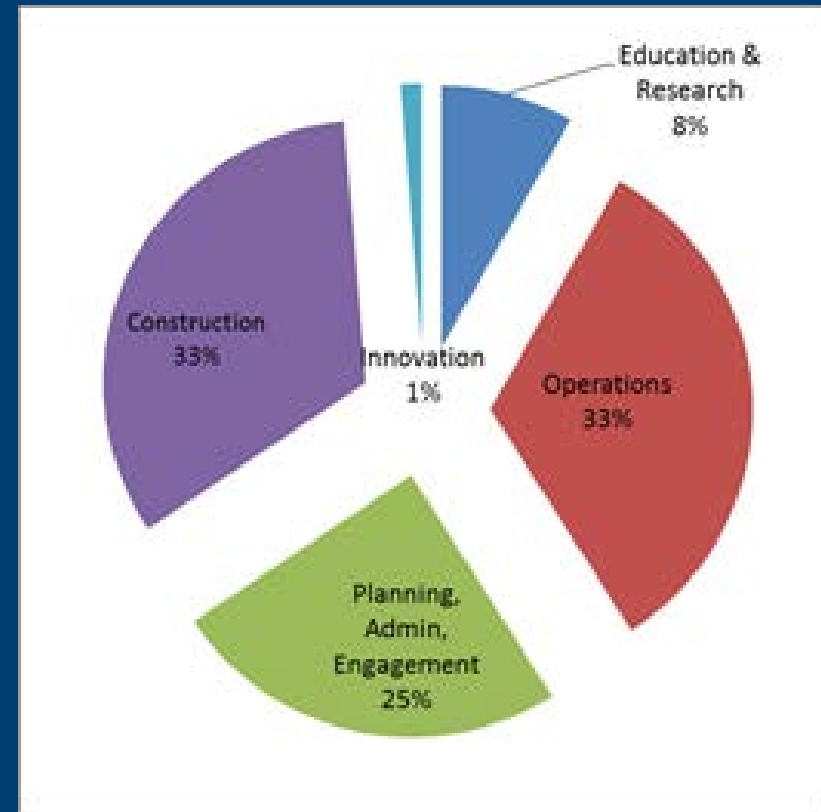
- Buildings; Climate; Food Serv.
- Energy; Grounds; Purchasing;
- Transportation; Waste; Water

## ➤ Planning, Administration & Engagement

- Coordination & Planning; Diversity and Affordability; Human Resources; Investment; Public Engagement

## ➤ Construction

- Project delivery with most environmentally-beneficial outcomes



# GSTARS Approach

Each GSTARS credit was vetted using the following questions:

- ❑ Does the credit speak to improved environmental, social, and/or financial impacts?
- ❑ Is the credit relevant and meaningful for diverse institutions?
- ❑ If the credit is based on the presence of a strategy, is a performance-based indicator not available or appropriate?
- ❑ Is the credit measurable, objective, and actionable?

# STARS Ratings

Rating Level	Minimum Score Required
GSTARS Bronze	25
GSTARS Silver	45
GSTARS Gold	65
GSTARS Platinum	85
GSTARS Reporter	For gov't units that wish to use GSTARS and submit data publicly but are not pursuing a rating



# ***How Concerned Are We about Sustainability Issues?***

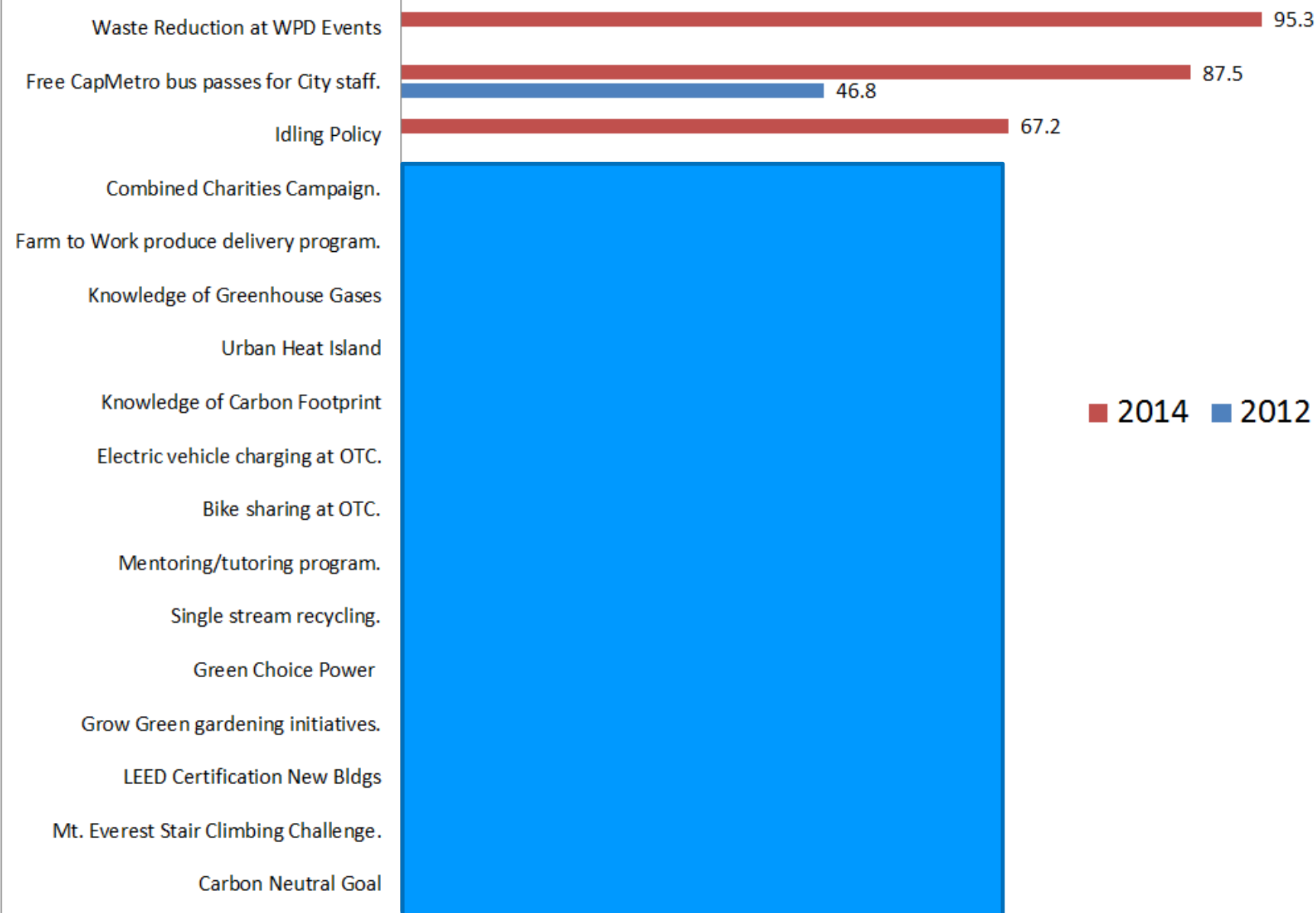
- Over 85% “Concerned” in all 8 categories
- Highest: Water shortages at 99%
- Lowest: Climate Change at 85% .  
Ranking same as from an international Nielson survey; interest is trending down across globe and in US to 48%. WPD is most like Singapore.
- Poverty: FOD (97% concerned) vs. ERM (79%)

# Sustainable Topic Interests

- Top 3: lifestyle choices that can improve your life (71%), tips for the home (69%), and recycling (68%) .
- Top write in category: local food and gardening

# Survey Knowledge of City Sustainable Topics & Programs

Chart Area



# Survey Knowledge of City Sustainable Topics & Programs

Chart Area

Waste Reduction at WPD Events

95.3

Free CapMetro bus passes for City staff.

46.8

87.5

Idling Policy

67.2

Combined Charities Campaign.

Farm to Work produce delivery program.

Knowledge of Greenhouse Gases

Urban Heat Island

Knowledge of Carbon Footprint

Electric vehicle charging at OTC.

Bike sharing at OTC.

Mentoring/tutoring program.

Single stream recycling.

Green Choice Power

Grow Green gardening initiatives.

LEED Certification New Bldgs

Mt. Everest Stair Climbing Challenge.

Carbon Neutral Goal

2014 2012





# Additional Activities

- Green Business Scorecard
- Lighting reduction
- Sustainability Team
- Beef-less events
- Envision review and training
- Pursuit of local carbon offsets

# Keep batteries out of the trash

Now Watershed Protection

Department staff can recycle

work and home generated

batteries. This

includes all batteries (except

sealed lead acid batteries

more than 10 lbs),

of sizes AAA, AA, C, D, button

cell, 9 Volt, and all others,

both rechargeable and

single use. Protect the

environment and help

recover resources. And use

rechargeable batteries

whenever possible. They can

be used up to 800 times

before recycling.

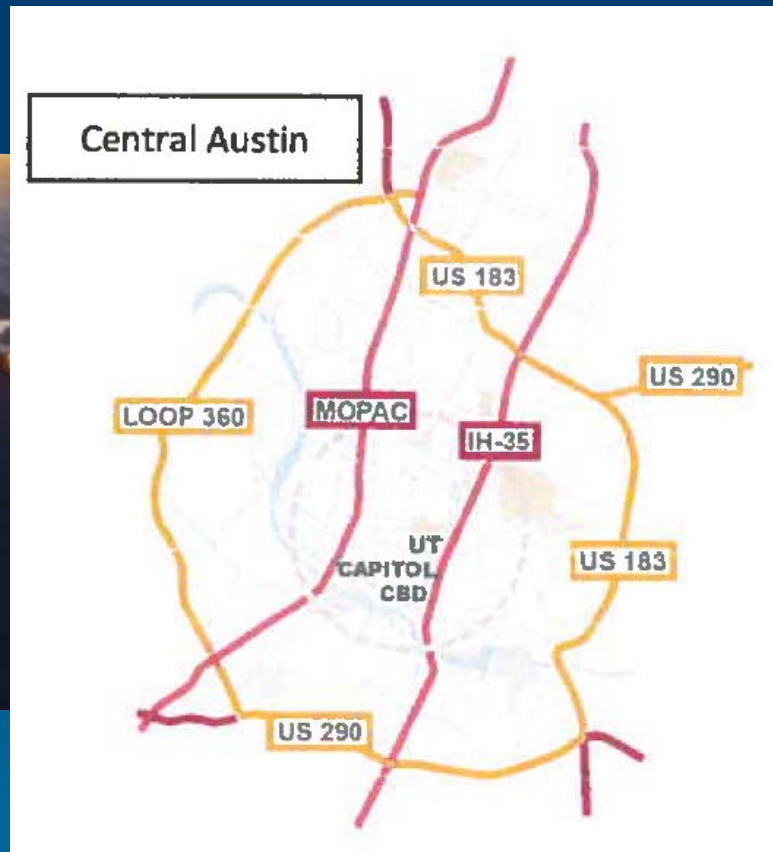

**Bring your batteries to work for recycling.**

# Education in Workplace

- New building to house Field Operations
- Alternative energy, low VOC materials, LEED elements, low flow fixtures & more

# Commute Reduction Plan

- Goal is to reduce peak commuting in the central business area by 20%.





# Recent Success


❖ Remember what we have already done

Department Name	Total Employees (Including temps)	Number of Employees using the telework code Feb 8th	Percentage of Participation	Total Hours worked from home	employees pledging to use an alternative commute	Percent Participation with alternative commutes & TLC	Total Hours worked alternatively
<b>Watershed Protection</b>	311	77	24.80%	519	160	76.2%	1896
Community Development	248	137	55.20%	1062	2	56.0%	1112
Municipal Police Services	71	36	50.70%	242.5	1	52.1%	296
Government Services	4	2	50.00%	16	0	50.0%	16
Public Works	40	18	45.00%	138.75	0	45.0%	144
Public Health	106	44	41.50%	291.75	0	41.5%	352
City Center	18	7	38.90%	55.5	0	38.9%	56
Public Administration	32	12	37.50%	96	0	37.5%	96
Public Safety	53	18	34.00%	131.25	1	35.8%	152
Public Works	32	10	31.30%	74	0	31.3%	80
Public Works	82	24	29.30%	177.5	0	29.3%	192
Public Works	190	40	21.10%	287	4	23.2%	352
Public Administration	26	6	23.10%	44	0	23.1%	48
Public Administration	59	10	16.90%	74	0	16.9%	80
Public Administration	334	34	10.20%	236.5	8	12.6%	336
Public Administration	161	18	11.20%	136	2	12.4%	160
Public Administration	1561	185	11.90%	1446.12	1	11.9%	1488
Public Administration	694	75	10.80%	507.25	1	11.0%	608
Public Administration	442	40	9.00%	308.5	8	10.9%	384

Watershed Protection led COA departments with 76% alternative commutes.

# Remote Meetings

- Incorporate new SmartBoards
- Trained staff, developed SPOCS
- Rolled out for public New Rules meeting and Code Next meeting
- Enabled high participation in Work from Home Day in February 2013 (76%)



Questions?

