







Austin Animal Center Monthly Report April 2015

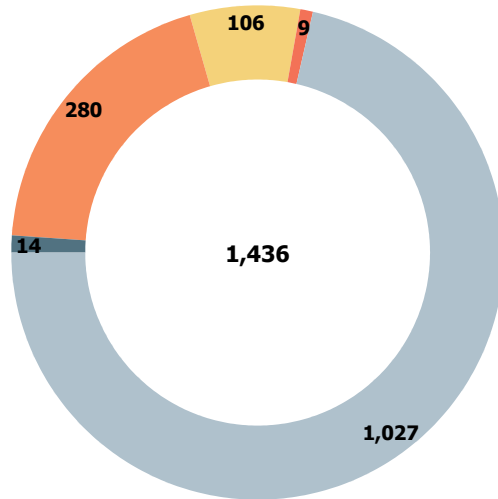


Fiscal Year 2015

Austin Animal Center April 2015 Intakes

| |  Neonatal Kitten |  Kitten |  Adult Cat |  Neonatal Puppy |  Puppy |  Adult Dog | Total |
|-------------------------------|---|--|---|---|---|---|--------------|
| Born in | 8 | 0 | 0 | 6 | 0 | 0 | 14 |
| Owner Surrender | 11 | 14 | 54 | 9 | 57 | 135 | 280 |
| Public Assistance | 0 | 0 | 12 | 0 | 5 | 89 | 106 |
| Request for Euthanasia | 0 | 0 | 2 | 0 | 0 | 7 | 9 |
| Stray | 246 | 49 | 141 | 20 | 150 | 421 | 1,027 |
| Total | 265 | 63 | 209 | 35 | 212 | 652 | 1,436 |

Intakes by Intake Type





 Born in
  Owner Surrender
  Public Assistance
  Request for Euthanasia
  Stray

Age Breakdown



Neonatal

  under 6 weeks old

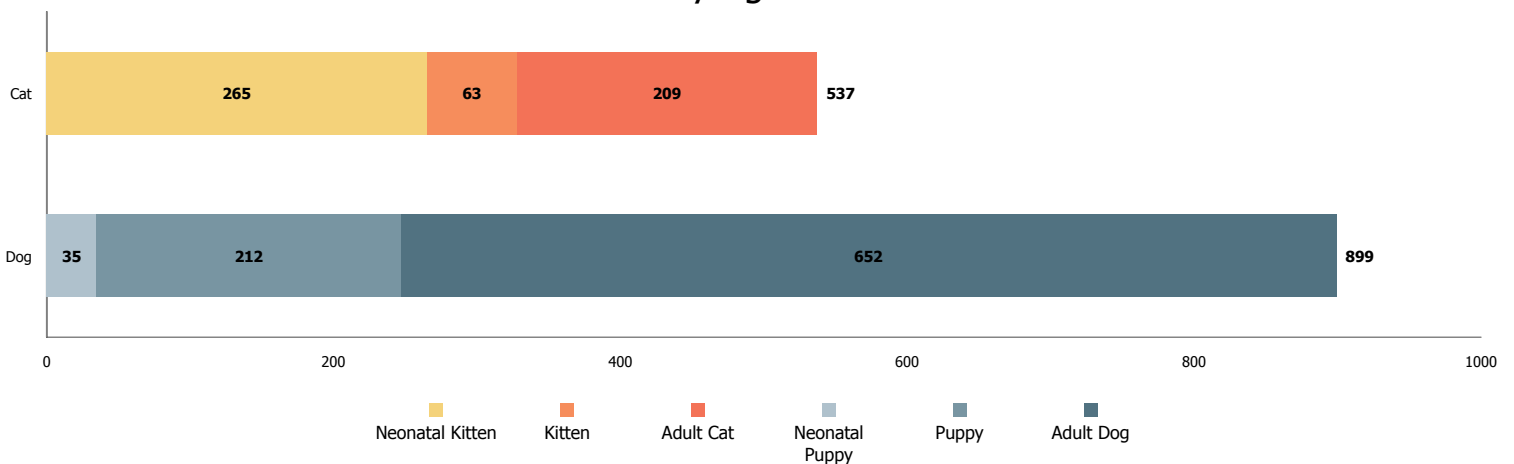
Kitten/Puppy

  6 weeks to under 1 year old

Adult

  at least 1 year old

Intakes by Age Breakdown

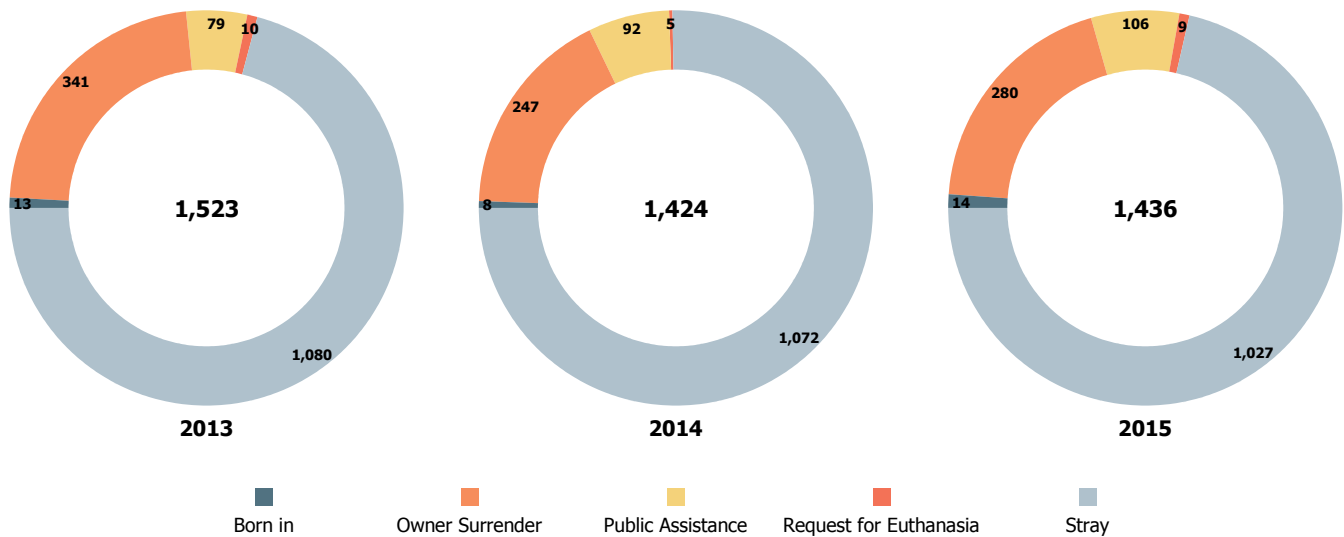


Austin Animal Center April 2013 to 2015 Intakes

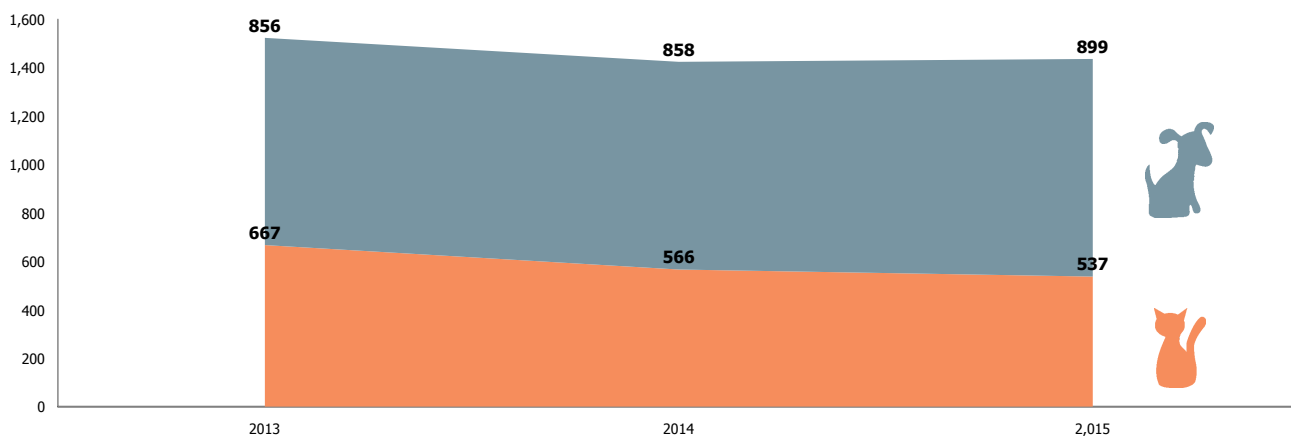


| | 2013 | | | 2014 | | | 2015 | | |
|-------------------------------|------------|------------|--------------|------------|------------|--------------|------------|------------|--------------|
| | Cat | Dog | Total | Cat | Dog | Total | Cat | Dog | Total |
| Born in | 6 | 7 | 13 | 0 | 8 | 8 | 8 | 6 | 14 |
| Owner Surrender | 158 | 183 | 341 | 98 | 149 | 247 | 79 | 201 | 280 |
| Public Assistance | 8 | 71 | 79 | 7 | 85 | 92 | 12 | 94 | 106 |
| Request for Euthanasia | 1 | 9 | 10 | 1 | 4 | 5 | 2 | 7 | 9 |
| Stray | 494 | 586 | 1,080 | 460 | 612 | 1,072 | 436 | 591 | 1,027 |
| Total | 667 | 856 | 1,523 | 566 | 858 | 1,424 | 537 | 899 | 1,436 |







Yearly April Intakes by Intake Type



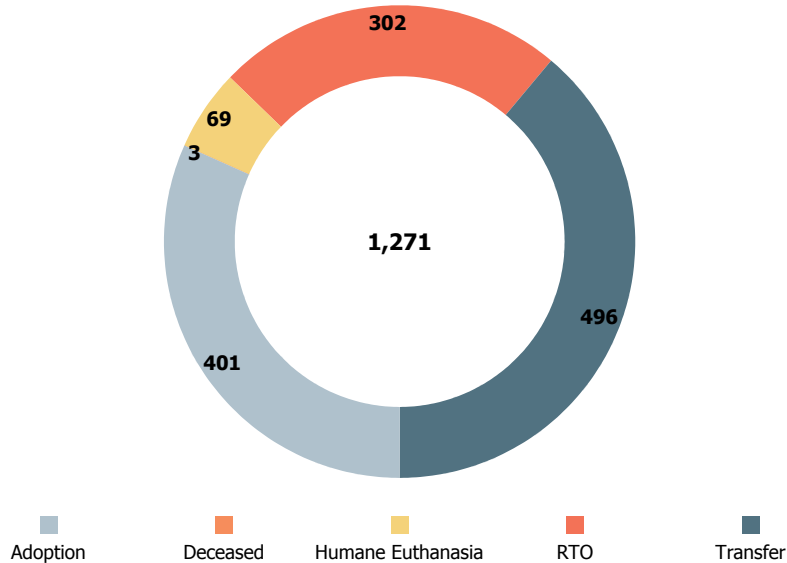
Yearly April Intakes by Animal Type



Austin Animal Center April 2015 Outcomes



| |  Neonatal Kitten |  Kitten |  Adult Cat |  Neonatal Puppy |  Puppy |  Adult Dog | Total |
|--------------------------|---|--|---|---|---|---|--------------|
| Adoption | 0 | 37 | 36 | 0 | 107 | 221 | 401 |
| Deceased | 1 | 0 | 1 | 0 | 1 | 0 | 3 |
| Humane Euthanasia | 3 | 1 | 21 | 0 | 3 | 41 | 69 |
| RTO | 0 | 3 | 29 | 0 | 21 | 249 | 302 |
| Transfer | 175 | 19 | 103 | 9 | 71 | 119 | 496 |
| Total | 179 | 60 | 190 | 9 | 203 | 630 | 1,271 |

Outcomes by Outcome Type





Age Breakdown



Neonatal

  under 6 weeks old

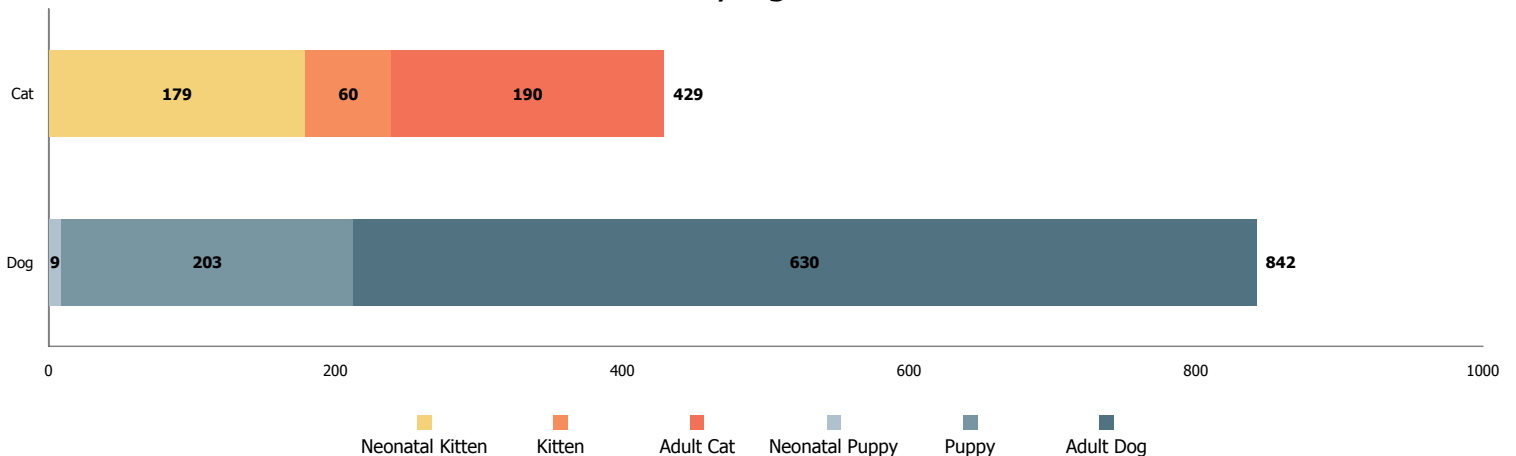
Kitten/Puppy

  6 weeks to under 1 year old


Adult

  at least 1 year old

Outcomes by Age Breakdown

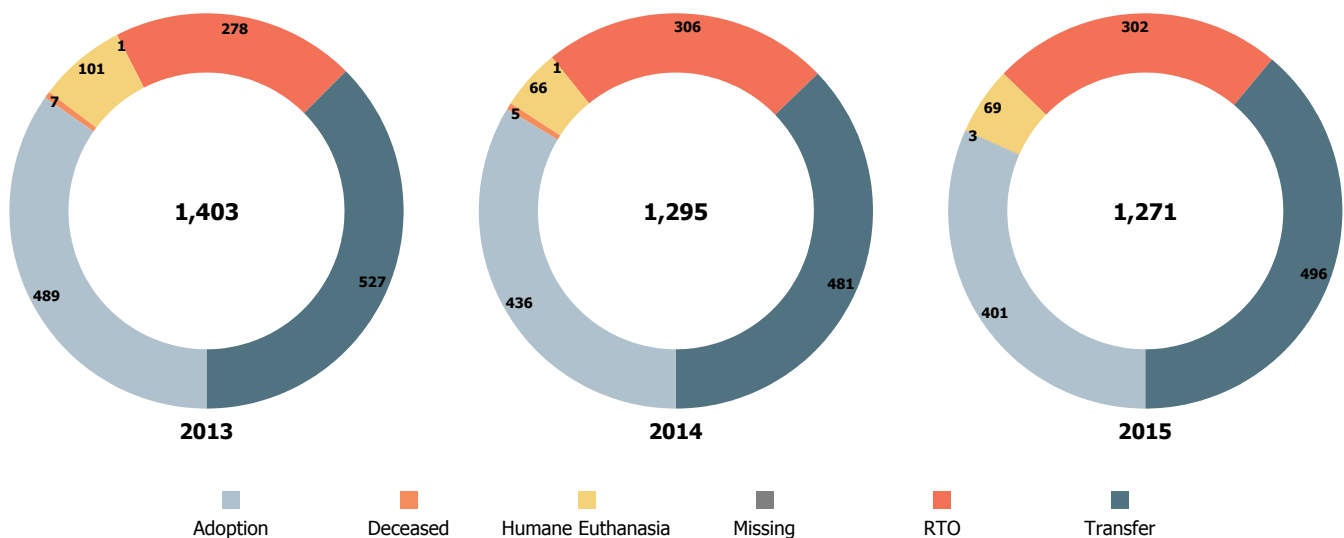


Austin Animal Center April 2013 to 2015 Outcomes

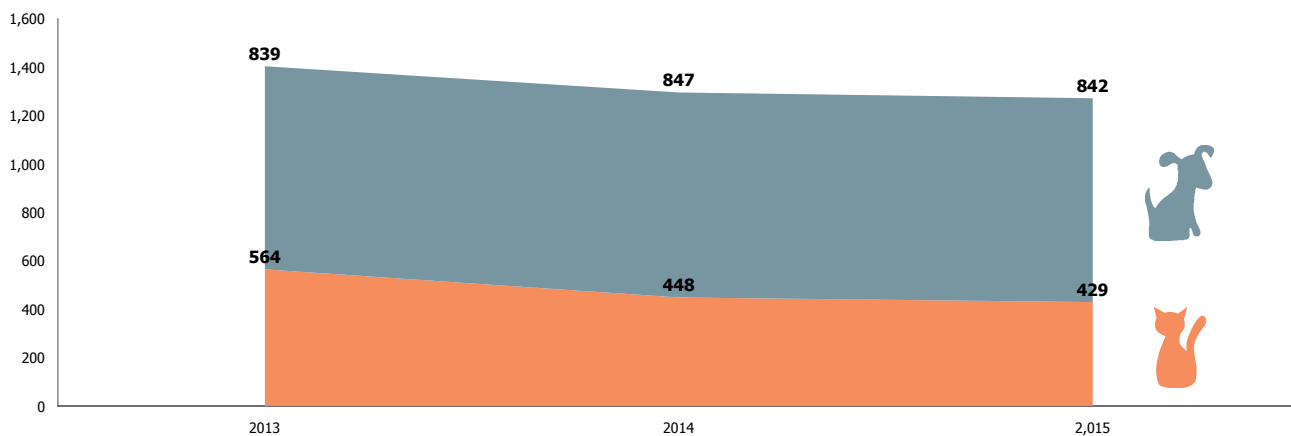


| | 2013 | | | 2014 | | | 2015 | | |
|--------------------------|------------|------------|--------------|------------|------------|--------------|------------|------------|--------------|
| | Cat | Dog | Total | Cat | Dog | Total | Cat | Dog | Total |
| Adoption | 144 | 345 | 489 | 105 | 331 | 436 | 73 | 328 | 401 |
| Deceased | 6 | 1 | 7 | 1 | 4 | 5 | 2 | 1 | 3 |
| Humane Euthanasia | 42 | 59 | 101 | 32 | 34 | 66 | 25 | 44 | 69 |
| Missing | 0 | 1 | 1 | 1 | 0 | 1 | 0 | 0 | 0 |
| RTO | 18 | 260 | 278 | 28 | 278 | 306 | 32 | 270 | 302 |
| Transfer | 354 | 173 | 527 | 281 | 200 | 481 | 297 | 199 | 496 |
| Total | 564 | 839 | 1,403 | 448 | 847 | 1,295 | 429 | 842 | 1,271 |

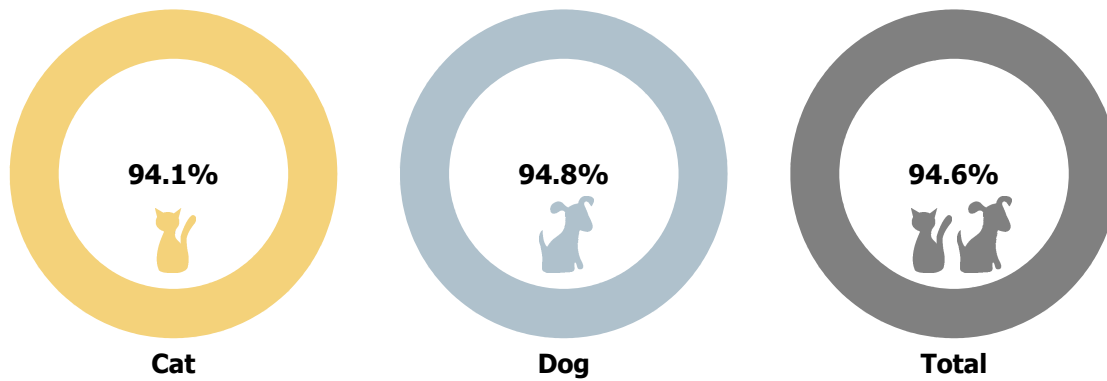
Yearly April Outcomes by Outcome Type



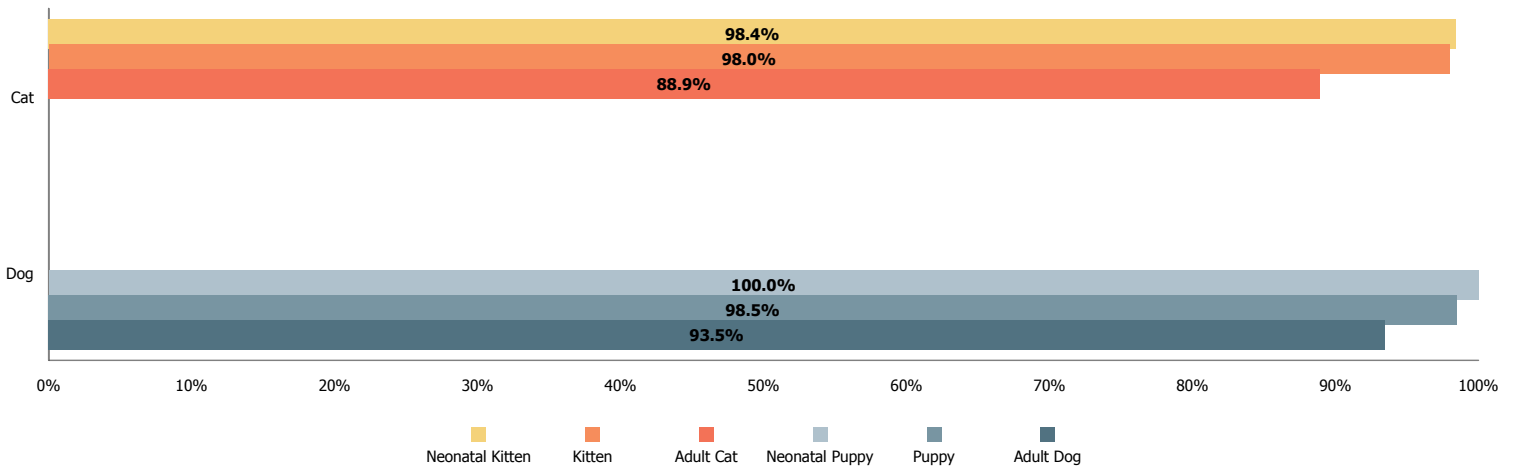
Yearly April Outcomes by Animal Type



Total Live Release Rates



Live Release Rates by Age Breakdown



Yearly April Live Release Rates Compared

