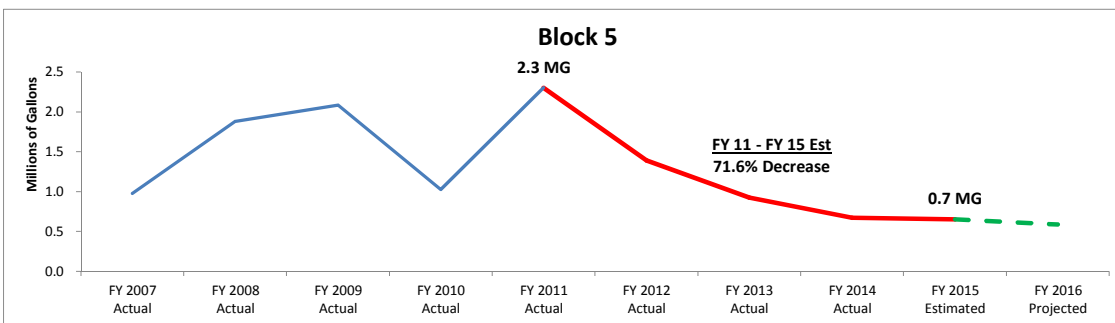
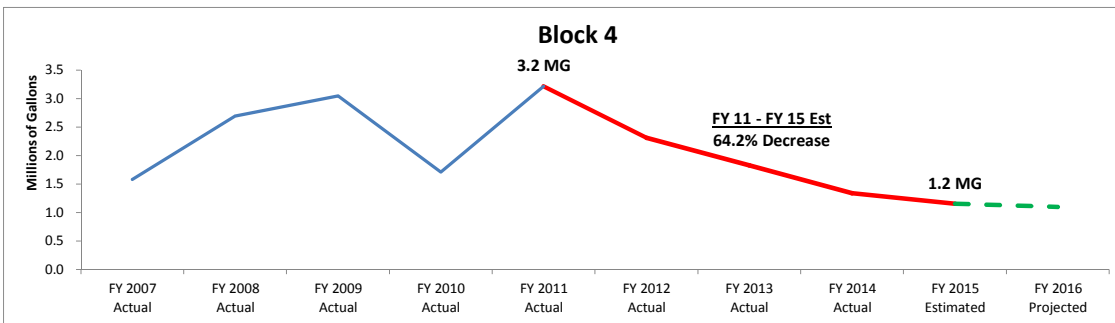
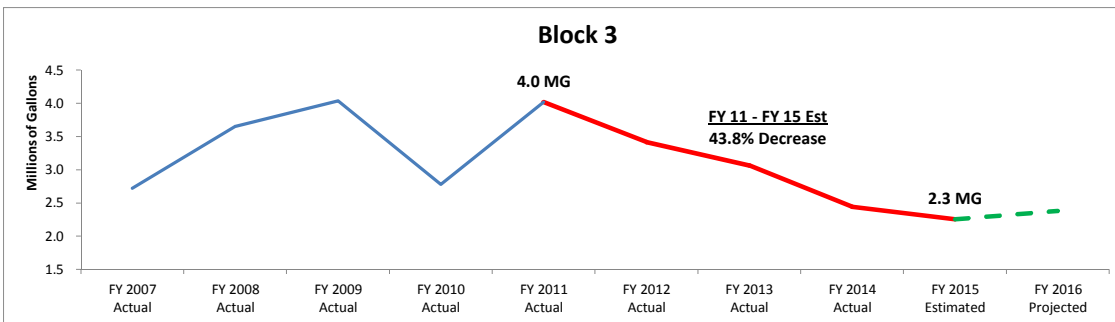
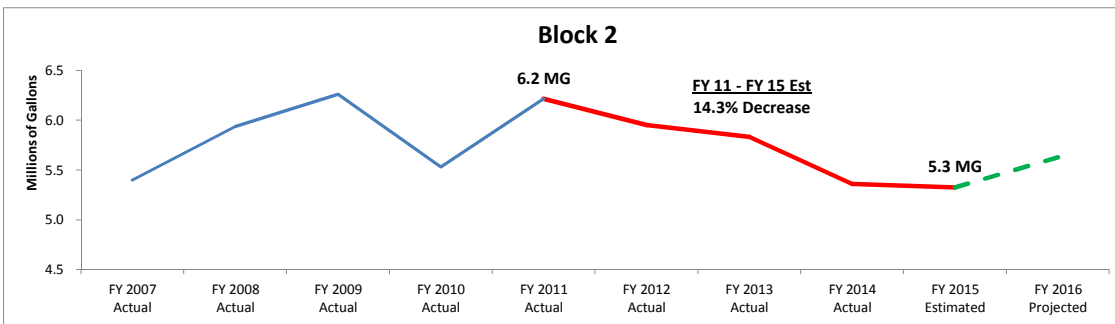
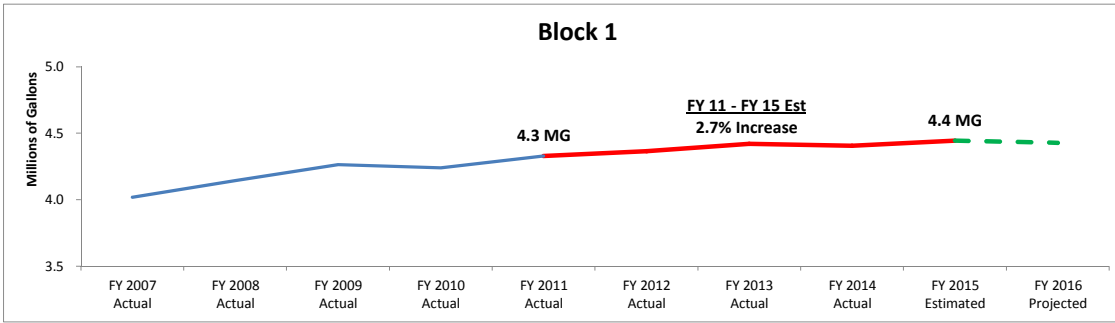


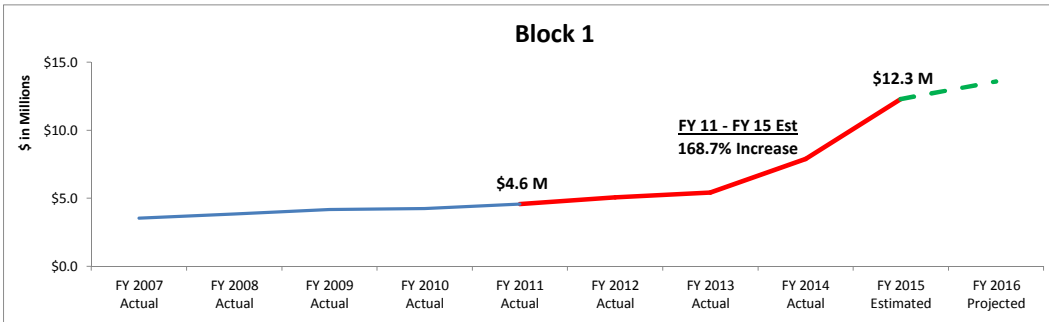
**Austin Water
Consumption**

	FY 2007 Actual	FY 2008 Actual	FY 2009 Actual	FY 2010 Actual	FY 2011 Actual	FY 2012 Actual	FY 2013 Actual	FY 2014 Actual	FY 2015 Estimated	FY 2016 Projected	FY 11 vs FY 15 Variance
Block 1	4,017,111	4,143,394	4,264,038	4,238,673	4,328,359	4,365,572	4,420,404	4,405,732	4,444,476	4,428,231	2.7%
Block 2	5,398,675	5,935,730	6,258,239	5,531,133	6,214,892	5,951,725	5,833,350	5,360,932	5,325,828	5,625,596	-14.3%
Block 3	2,722,566	3,653,654	4,038,871	2,782,110	4,017,663	3,413,457	3,065,614	2,441,658	2,256,228	2,379,011	-43.8%
Block 4	1,581,892	2,696,970	3,050,034	1,711,525	3,217,586	2,310,826	1,829,885	1,341,737	1,152,840	1,098,046	-64.2%
Block 5	977,544	1,879,061	2,085,882	1,026,728	2,301,604	1,389,637	923,776	673,558	652,712	588,326	-71.6%
Total	14,697,788	18,308,810	19,697,065	15,290,170	20,080,104	17,431,218	16,073,028	14,223,618	13,832,084	14,119,209	

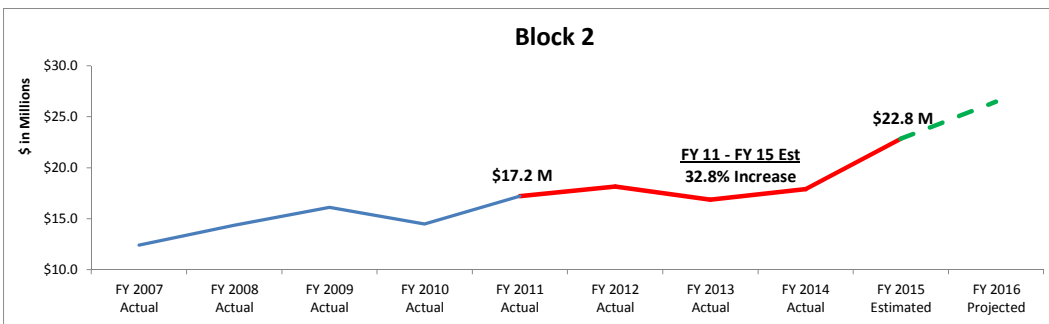


**Austin Water Utility
Volumetric Revenue**

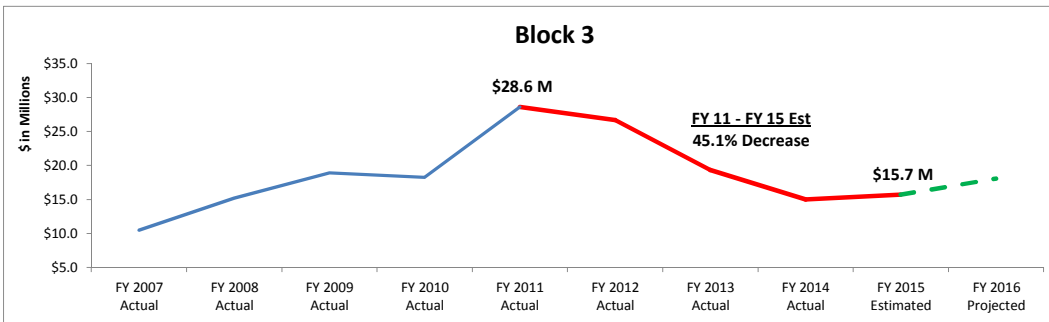
	FY 2007 Actual	FY 2008 Actual	FY 2009 Actual	FY 2010 Actual	FY 2011 Actual	FY 2012 Actual	FY 2013 Actual	FY 2014 Actual	FY 2015 Estimated	FY 2016 Projected	FY 11 vs FY 15 Variance
Block 1	\$ 3,528,347	\$ 3,836,351	\$ 4,160,890	\$ 4,231,617	\$ 4,566,813	\$ 5,068,769	\$ 5,408,406	\$ 7,889,741	\$ 12,272,103	\$ 13,571,002	168.7%
Block 2	\$ 12,411,892	\$ 14,362,169	\$ 16,117,900	\$ 14,477,807	\$ 17,201,170	\$ 18,159,835	\$ 16,864,341	\$ 17,900,980	\$ 22,837,822	\$ 26,467,336	32.8%
Block 3	\$ 10,501,711	\$ 15,187,513	\$ 18,934,105	\$ 18,235,818	\$ 28,611,612	\$ 26,693,765	\$ 19,325,398	\$ 15,003,935	\$ 15,701,852	\$ 18,063,733	-45.1%
Block 4	\$ 10,799,581	\$ 20,439,326	\$ 25,589,327	\$ 15,346,433	\$ 31,645,968	\$ 24,892,942	\$ 18,007,996	\$ 13,282,329	\$ 12,316,089	\$ 12,728,819	-61.1%
Block 5	\$ 6,659,469	\$ 14,254,977	\$ 17,488,487	\$ 10,175,817	\$ 25,203,286	\$ 16,500,785	\$ 11,300,636	\$ 8,612,250	\$ 9,025,934	\$ 8,317,522	-64.2%



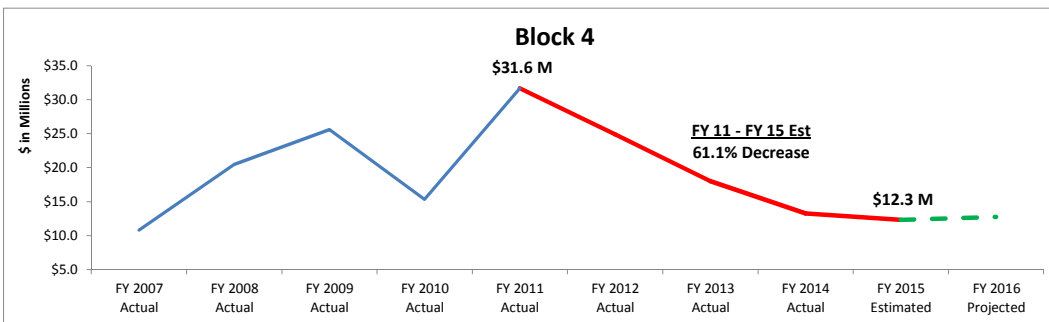
FY 2011 - FY 2015
176.4 % Volumetric
Rate Increase



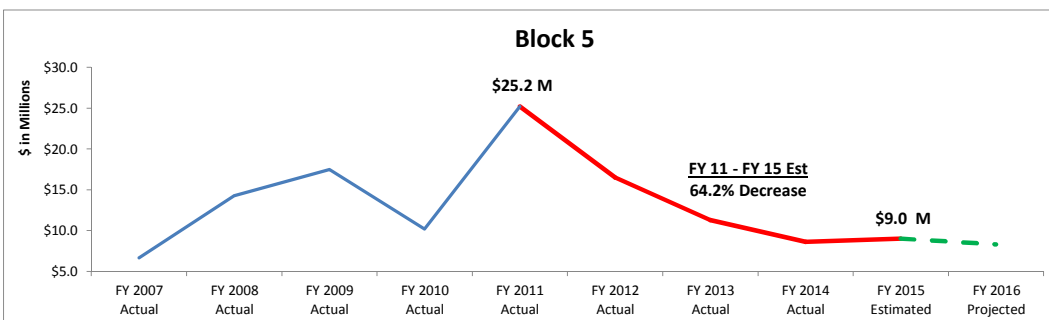
FY 2011 - FY 2015
61.5 % Volumetric Rate
Increase



FY 2011 - FY 2015
2.0 % Volumetric
Rate Increase



FY 2011 - FY 2015
11.6 % Volumetric
Rate Increase



FY 2011 - FY 2015
26.8 % Volumetric
Rate Increase