



Austin Police Department 2015 Racial Profiling Report

Texas Racial Profiling Law

Article 2.132, TCCP

- Each law enforcement agency in this state shall adopt a detailed written policy on racial profiling. That policy must:
 - Clearly define acts constituting racial profiling
 - Strictly prohibit engaging in racial profiling
 - Implement a policy by which a person can file a complaint if they believe they have been racially profiled
 - Provide public education relating to the agency's complaint process

Texas Racial Profiling Law

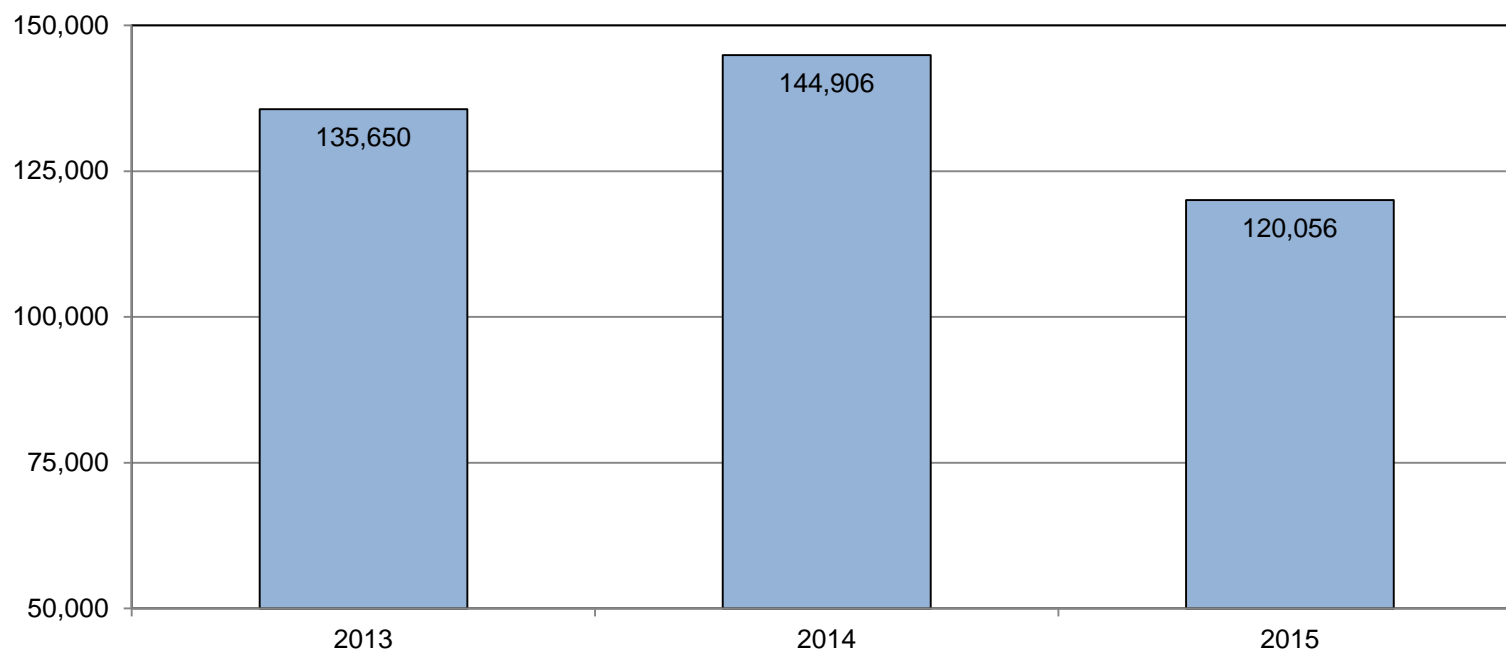
Article 2.132, TCCP

- Require appropriate corrective action to be taken against an officer who is shown to have engaged in racial profiling
- Require collection of information (race and search) relating to traffic stops where a citation was issued or an arrest was made
- Require submittal of annual racial profiling report

Key Findings

- APD's community engagement time decreased from 19% in 2014 to 17% in 2015
- Motor vehicle stops and traffic citations both decreased 17% from 2014 to 2015
 - Decreased patrol staffing levels
 - Reduced community engagement time
- Searches in 2015 yielded contraband at a similar rate among White, Black, and Hispanic motorists
- Only 2 informal and 1 formal complaint of racial profiling in 2015

Motor Vehicle Stops by Year

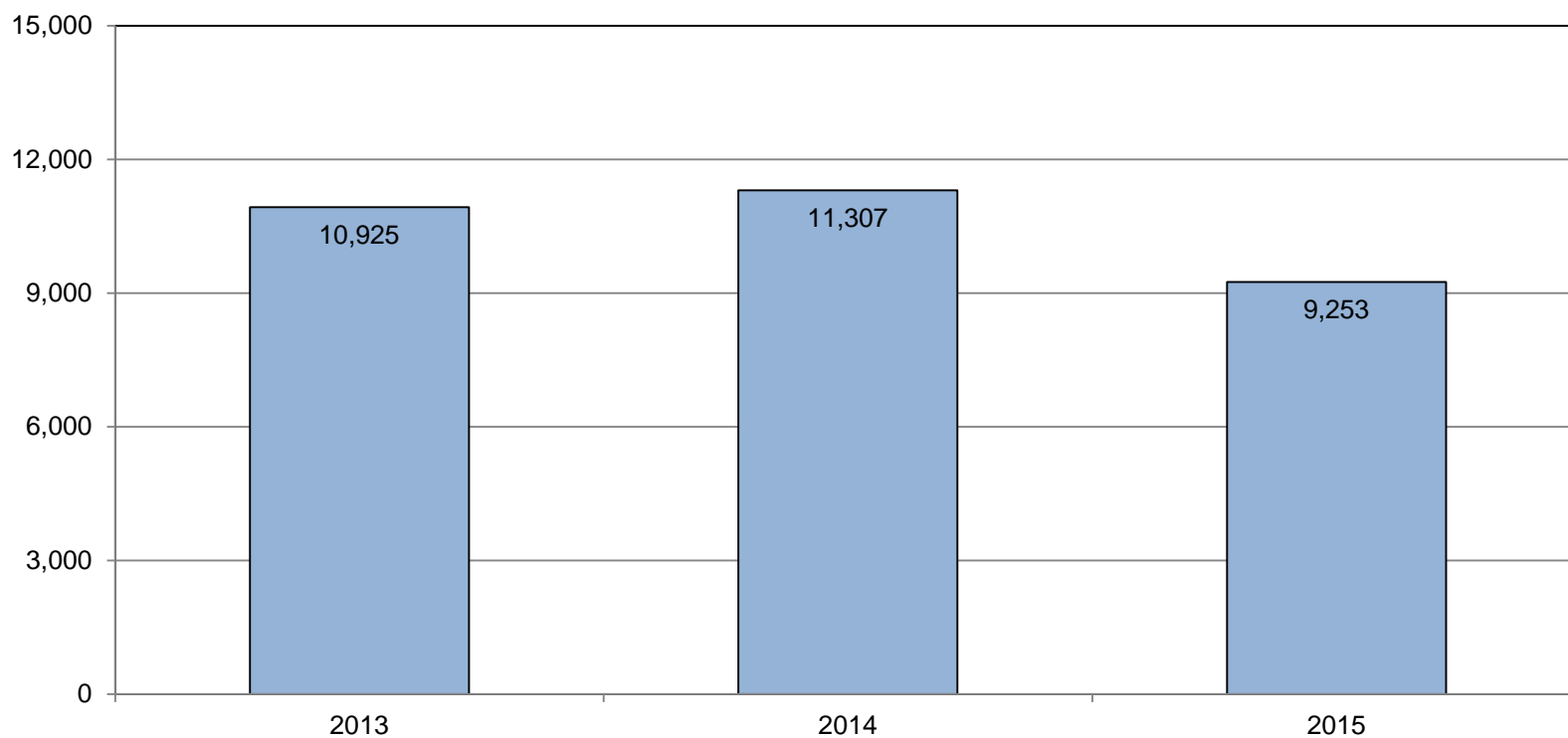


Motor Vehicle Stops by Race/Ethnicity

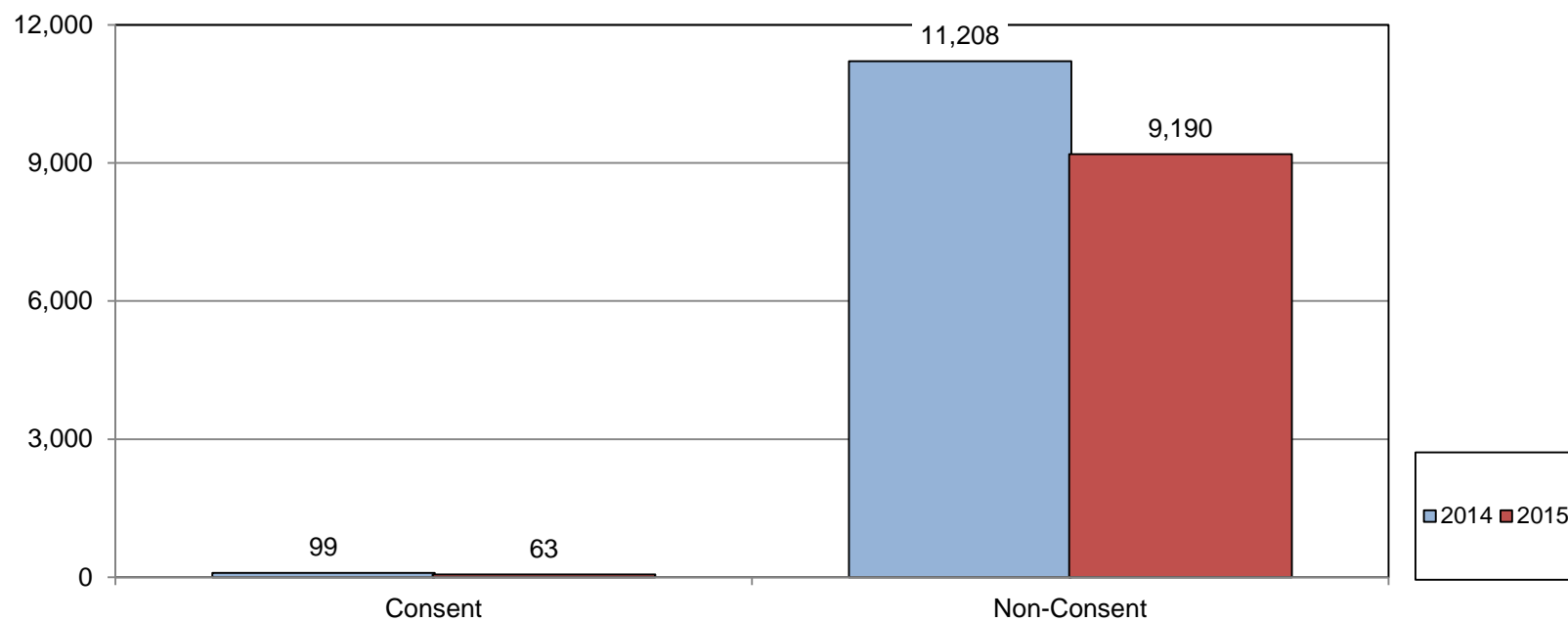
Table 1: Motor Vehicle Stops by Race/Ethnicity

	2015 Stops		2014 Stops	
Race/Ethnicity	count	% of total	count	% of total
White	59,699	50%	75,218	52%
Hispanic	37,702	31%	43,794	30%
African American	14,753	12%	17,178	12%
Asian	3,715	3%	4,267	3%
Middle Eastern	1,655	1%	1,948	1%
Native American	52	0%	63	0%
Other	2,480	2.1%	2,438	1.7%
Total	120,056	100%	144,906	100%

Searches by Year



Searches by Type



Search Hit Rates

Table 3: Search Hit Rates - ALL Searches

	2015			2014		
Race/Ethnicity	Hits	Searches	Hit Rate	Hits	Searches	Hit Rate
White	898	2,838	32%	1,002	3,474	29%
Hispanic	1,230	3,973	31%	1,467	4,890	30%
African American	784	2,228	35%	1,003	2,726	37%
Asian	34	109	31%	18	97	19%
Middle Eastern	8	41	20%	12	51	24%
Native American	1	5	20%	2	8	25%
Other	10	59	17%	16	61	26%
Total	2,965	9,253	32%	3,520	11,307	31%

National Search Data

Race/Ethnicity	2015 APD Hit Rate	2015 National Hit Rate
Caucasian	32%	14%
African American	35%	3%
Hispanic	31%	13%
Asian	31%	n/a
Native American	20%	n/a
Middle Eastern	20%	n/a

Source: Dr. Alejandro del Carmen

“In addition, when compared to national trends, the percentage of Austin searches producing contraband, appear to be more significant than those performed by other agencies throughout the United States.”

-Dr. Alejandro del Carmen