



MOBILITY TALKS

A CONVERSATION WITH THE COMMUNITY
ABOUT MOBILITY PRIORITIES



- **Council Resolution No. 20160211-017** directed the City Manager to “initiate a public conversation and input process to identify and prioritize transportation projects for potential funding and to identify recommended funding options”
 - Include input from previous mobility-related plans and initiatives
 - Conduct public hearings at Boards and Commissions
 - Engage people in all districts and work with neighborhood groups
 - **Report back to City Council Mobility Committee on June 8, 2016**
- Mobility Talks is being implemented through a partnership between multiple City departments
 - Coordination with other public agencies (AISD, Cap Metro, TxDOT)
 - Extensive communication and outreach with community organizations



COMMUNITY PRIORITIES

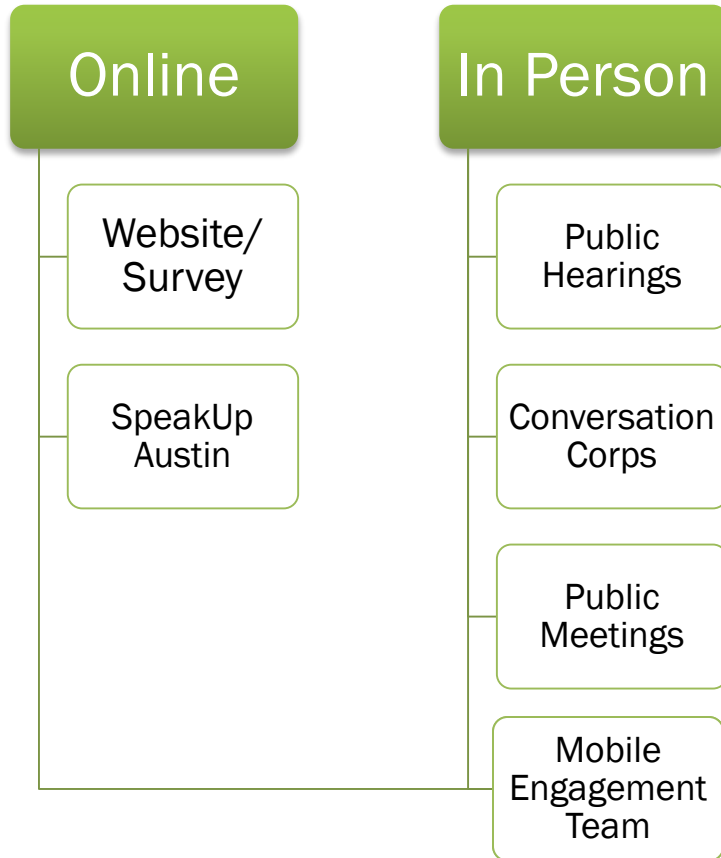
CITY OF AUSTIN

talks

MOBILITY

COMMUNITY ENGAGEMENT: MARCH 21-MAY 8

GOAL: ENGAGE A LARGE AND DIVERSE CITY OF AUSTIN POPULATION



COMMUNITY ENGAGEMENT

- Mobility improvements centered around 4 community benefits



Manage
Congestion



Improve Safety



Improve Connections
in my Neighborhood



Improve the
Quality of our
Streets

- Conversation Corps discussions encourage public to consider trade-offs
 - With limited resources, what are the highest priority types of improvements?
 - What sorts of improvements would you be willing to spend more of your own money on, in taxes or fees, and why?



CROSSWALK

COMMUNITY BENEFITS



Manage
Congestion



Improve
Safety



Improve
Connections



Improve Quality

SAMPLE OF CITY OF AUSTIN PROGRAMS

Sidewalk
Program

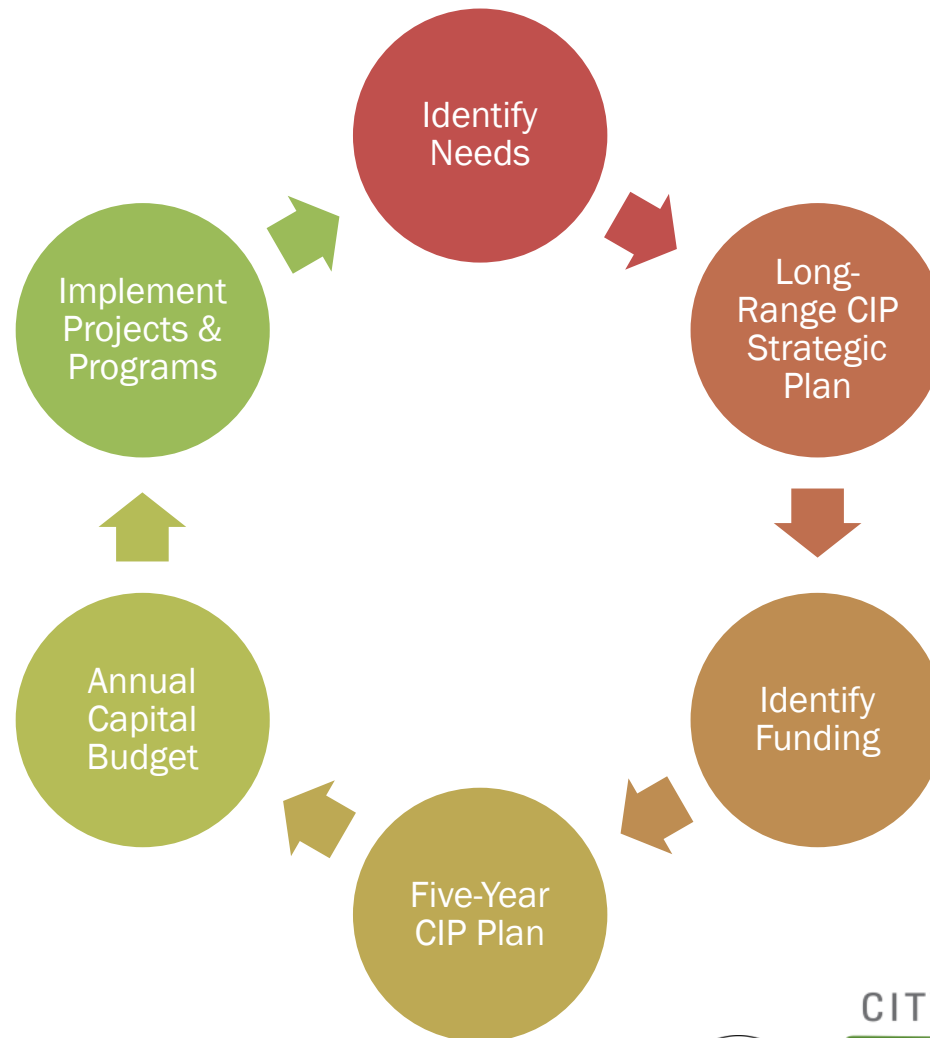
Traffic
Signals

Street
Recon-
struction



PROJECT AND PROGRAM DEVELOPMENT

THE CAPITAL IMPROVEMENT PROGRAM PLANNING CYCLE



CITY OF AUSTIN

*talks***MOBILITY**

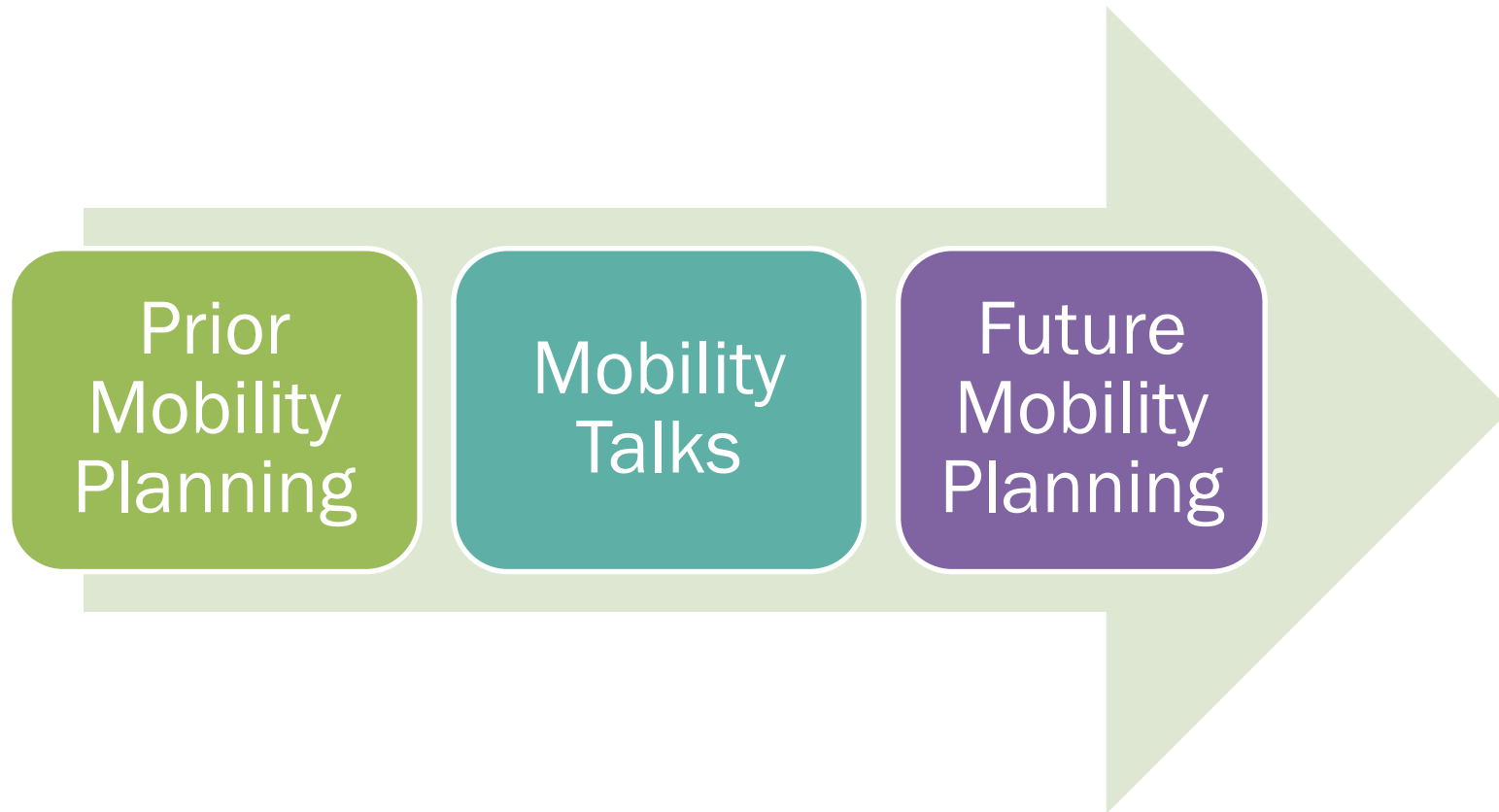
Item D-02 IDENTIFYING NEEDS

9 of 20

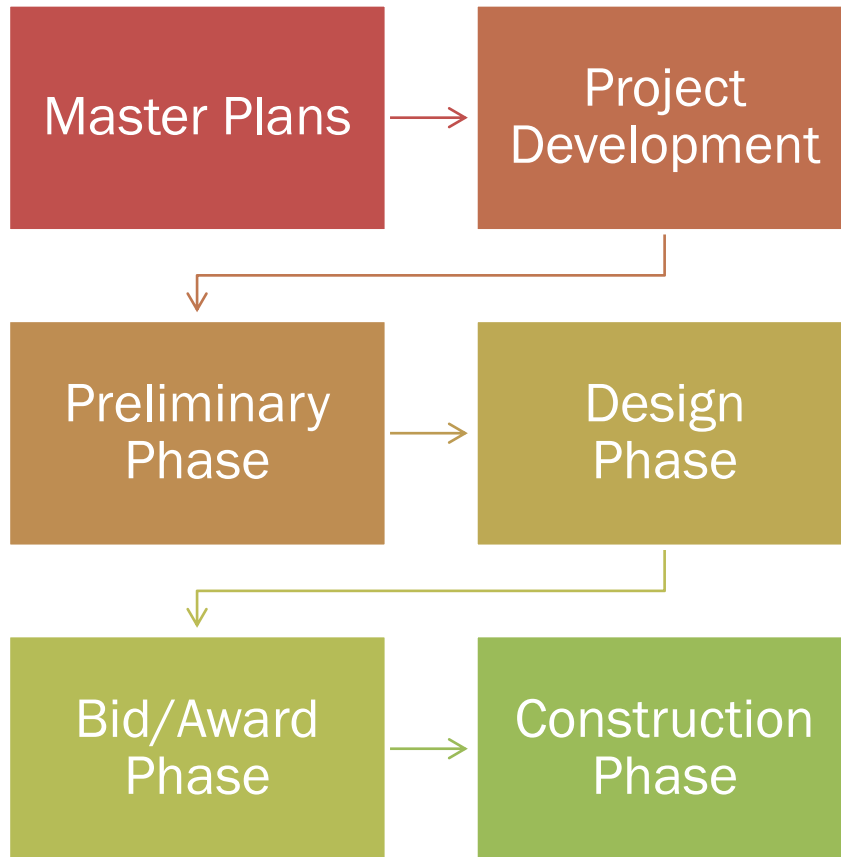
- Needs are identified in multiple ways
 - Approved mobility-related plans
 - Sidewalk Master Plan
 - Urban Trails Master Plan
 - Austin Metropolitan Area Transportation Plan (AMATP)
 - Technical Assessment of Need
 - Capital renewal demands – infrastructure condition
 - Service demands – existing and new capacity
 - Public Input Processes
 - Public engagement during plan development
 - Small Area Plans/Task Force Recommendations
 - 3-1-1 calls for service
 - Boards/Commissions



HOW MOBILITY TALKS FITS INTO THE BIGGER PICTURE



TYPICAL MOBILITY PROJECT PHASES



- Mobility needs and mobility projects are not one in the same.
- Needs may be identified and evaluated prior to master planning and may arise at different phases
- Projects are often multi-year endeavors
- Multiple funding sources often go into a single project



UNIVERSE OF NEEDS

Regional Mobility

~\$2.3B +

- Manage congestion primarily through and around Austin
 - Project Connect, IH-35 Corridor Development Program, etc.
 - Opportunities for partnership between City of Austin and other agencies

Corridor Mobility

~\$1.2B +

- Goals is to make corridors safe and accessible to all forms of transportation
 - Existing Corridor Improvement Programs (Airport Blvd., Riverside Drive, North Lamar Blvd./Burnet Road, FM 969/MLK Jr. Blvd., South Lamar Blvd., and Guadalupe Street)
 - Future Corridor Improvement Programs
 - Substandard Street Improvements
 - Other Corridor needs (derived from neighborhood plans, redevelopment, infrastructure maintenance plans, etc.)



KEY AREAS OF NEED (CONT'D)

Local/Other Mobility Needs

- Primarily focused on connecting and improving mobility within neighborhoods and Imagine Austin activity centers.
- Ongoing mobility needs **~\$1.35 B**
 - Local Mobility (Local Area Traffic Management program, Railroad Safety Crossings)
 - Active Mobility (Bicycle and pedestrian infrastructure)
 - Streets and Bridges (street rehabilitation and reconstruction, major/minor bridges, culverts and structures)
- Strategic programs and projects **~\$500 M +**
 - Great Streets Program
 - Imagine Austin/Small Area Master Plans
 - Partnerships (Ex: Neighborhood Partnering Program)
 - Further development of mobility priorities and recommendations from other initiatives



SUMMARY - UNIVERSE OF NEEDS

Universe of Needs over next 10-30 years: ~\$5 Billion +

- Regional Mobility:
 - IH-35 Short, Medium and Long Term (~30 years) ~\$2 B to \$2.3 B
- Corridor Mobility:
 - Short/Medium-Term (~10 years) ~\$420 M
 - Long Term (~30 years) ~\$700 M
- Ongoing Mobility Needs:
 - Short/Medium Term (~10 years) ~\$ 1.35 B
- Mobility Strategic Projects:
 - Rough estimate of need ~\$500 M +



Gathering your priorities and feedback on the following:

- Transportation Modes
- Priority Categories
 - Manage Congestion, Improve Safety, Improve Connections, Improve Quality of Streets
- Investment Types examples include:
 - Construct missing segments of street, bicycle, pedestrian networks
 - Separate modes of travel
 - Improve pavement condition
- Investment Preferences
 - Regional Mobility, Corridor Mobility, Local Mobility Needs
- Funding preferences
- Tradeoffs in behavior or spending
- Demographic Information



How to give feedback

- MobilityTalks.org - survey
- Conversation Corps throughout April
- SpeakUpAustin.org
- Mobile Engagement Team
 - Interactive map of all locations at MobilityTalks.org
- Mobility Talks Live– April 20 and 23
- Public Hearings





WHAT ARE YOUR TOP PRIORITIES FOR TRANSPORTATION IMPROVEMENTS?





WHAT TRADEOFFS ARE YOU WILLING TO MAKE IN BEHAVIOR OR SPENDING?





WHAT IMPROVEMENTS WOULD
YOU BE WILLING TO SPEND MORE
OF YOUR OWN MONEY ON, IN
TAXES OR FEES? WHY/WHY NOT?

