



Draft FY 2016-17 Action Plan

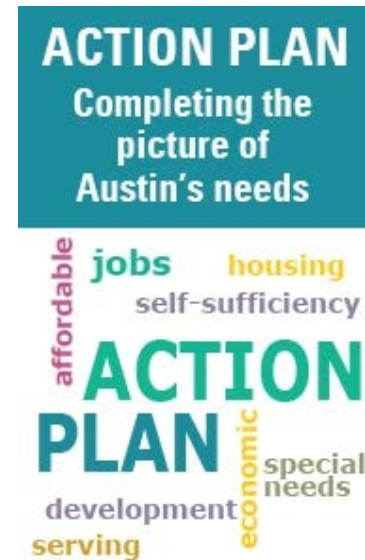
Presentation for the Community Development Commission

June 14, 2016



What is the Action Plan?

- ▶ The City of Austin expects to receive \$11.48 million in federal formula grant funding from the U.S. Department of Housing and Urban Development for Fiscal Year 2016-17.
- ▶ The Action Plan serves as the City's application to access these resources. It outlines actions, activities, and resources that will be used to address the needs of low- to moderate-income families.
- ▶ Eligible activities include: Affordable Housing, Community Development, Economic Development and Public Services.
- ▶ At the end of each Fiscal Year, the City prepares a Consolidated Annual Performance and Evaluation Report (CAPER) that includes annual performance metrics.



2014-2019 Five Year Consolidated Plan





Federal Funds



HOME

ESG

HOPWA

Eligible Uses

- Site acquisition
- Relocation and Demolition
- Rehabilitation of Residential and Non-Residential Structures
- Construction of Public Facilities
- Public Services
- Energy Conservation Activities
- Assistance to Local Business
- Admin ($\leq 20\%$)

Eligible Uses

- Site acquisition or improvement
- Demolition of dilapidated housing
- Build or rehabilitate housing for rent or ownership
- Home purchase or rehabilitation financing assistance
- Tenant Based Rental Assistance
- Relocation expenses
- Admin ($\leq 10\%$)

Eligible Uses

- Street Outreach
- Emergency Shelter
- Homelessness Prevention
- Rapid Rehousing: relocation and stabilization services
- Data Collection
- Admin ($\leq 7.5\%$)

Eligible Uses

- Acquisition, rehabilitation or new construction of housing units
- Facility operating costs
- Rental assistance
- Short-term payments to prevent homelessness
- Supportive Services
- Admin ($\leq 3\%$)

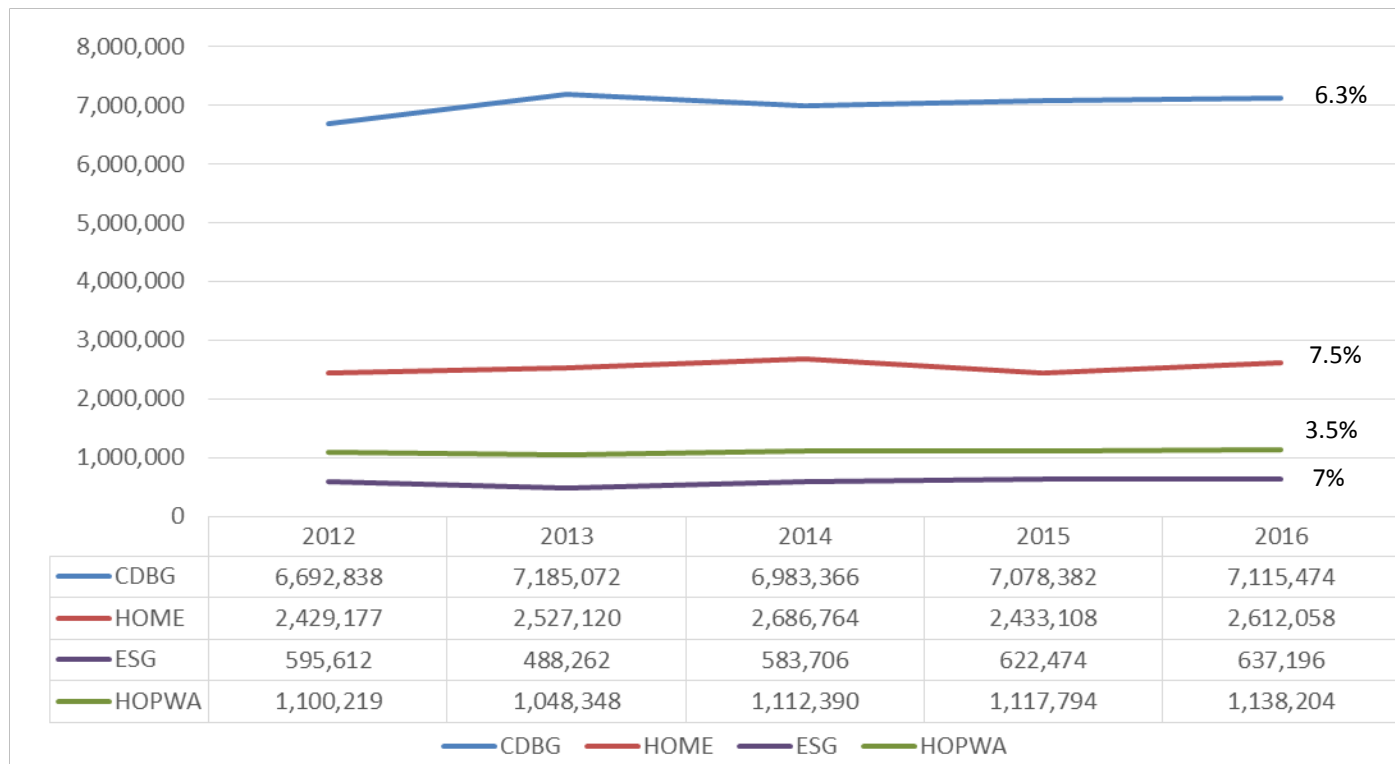
Acronyms: CDBG = Community Development Block Grant; HOME = HOME Investment Partnerships; ESG = Emergency Solutions Grant; HOPWA = Housing Opportunities for Persons with AIDS



Federal Allocations



Federal formula grant allocations to the City of Austin between 2012 and 2016 are displayed below with the five-year percent change.



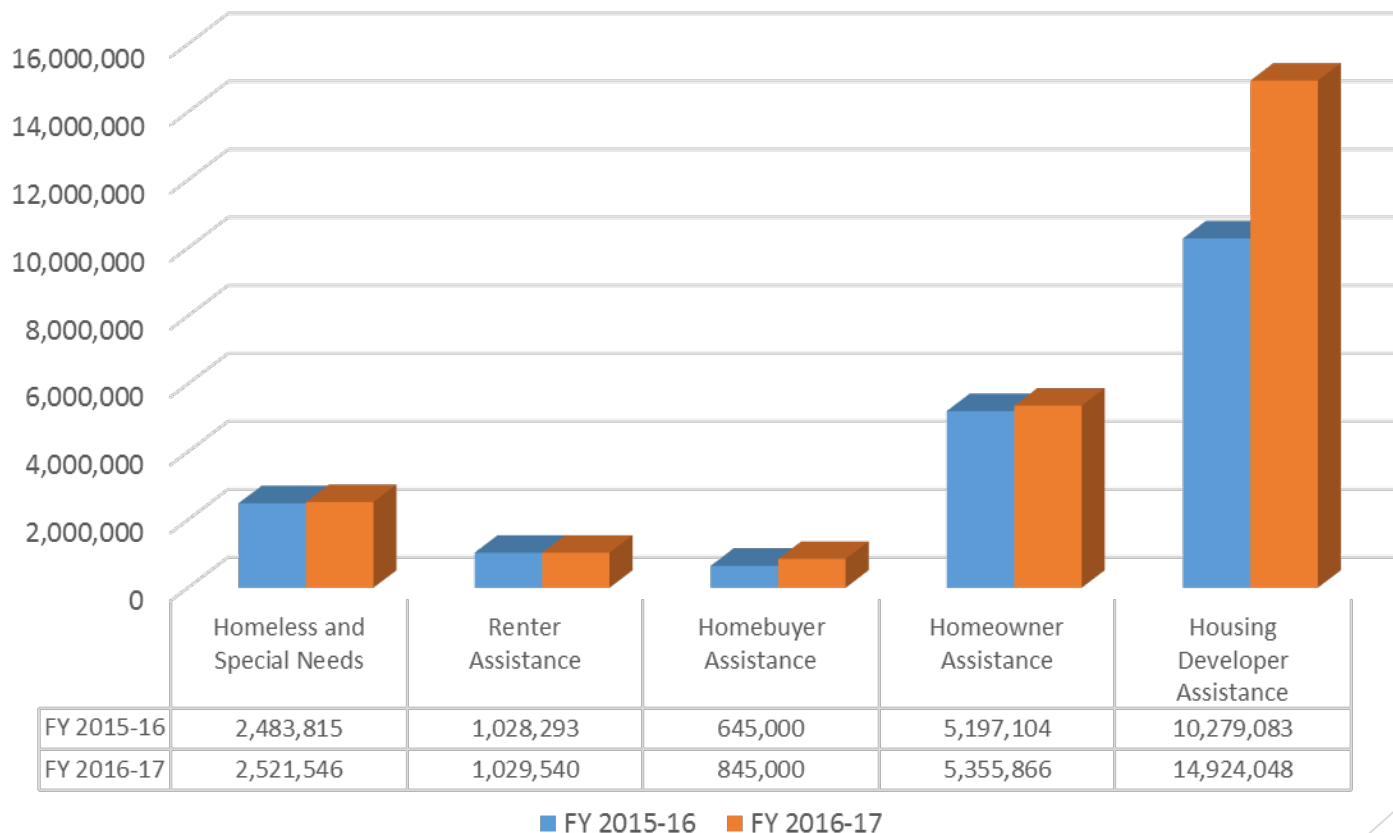
Acronyms: CDBG = Community Development Block Grant; HOME = HOME Investment Partnerships; ESG = Emergency Solutions Grant; HOPWA = Housing Opportunities for Persons with AIDS

**On May 31, 2016, HUD adjusted the HOME allocation from \$2,598,138 to \$2,612,058 reflected above.*



Investments

New Funding by Investment Category (Year-to-Year Comparison)

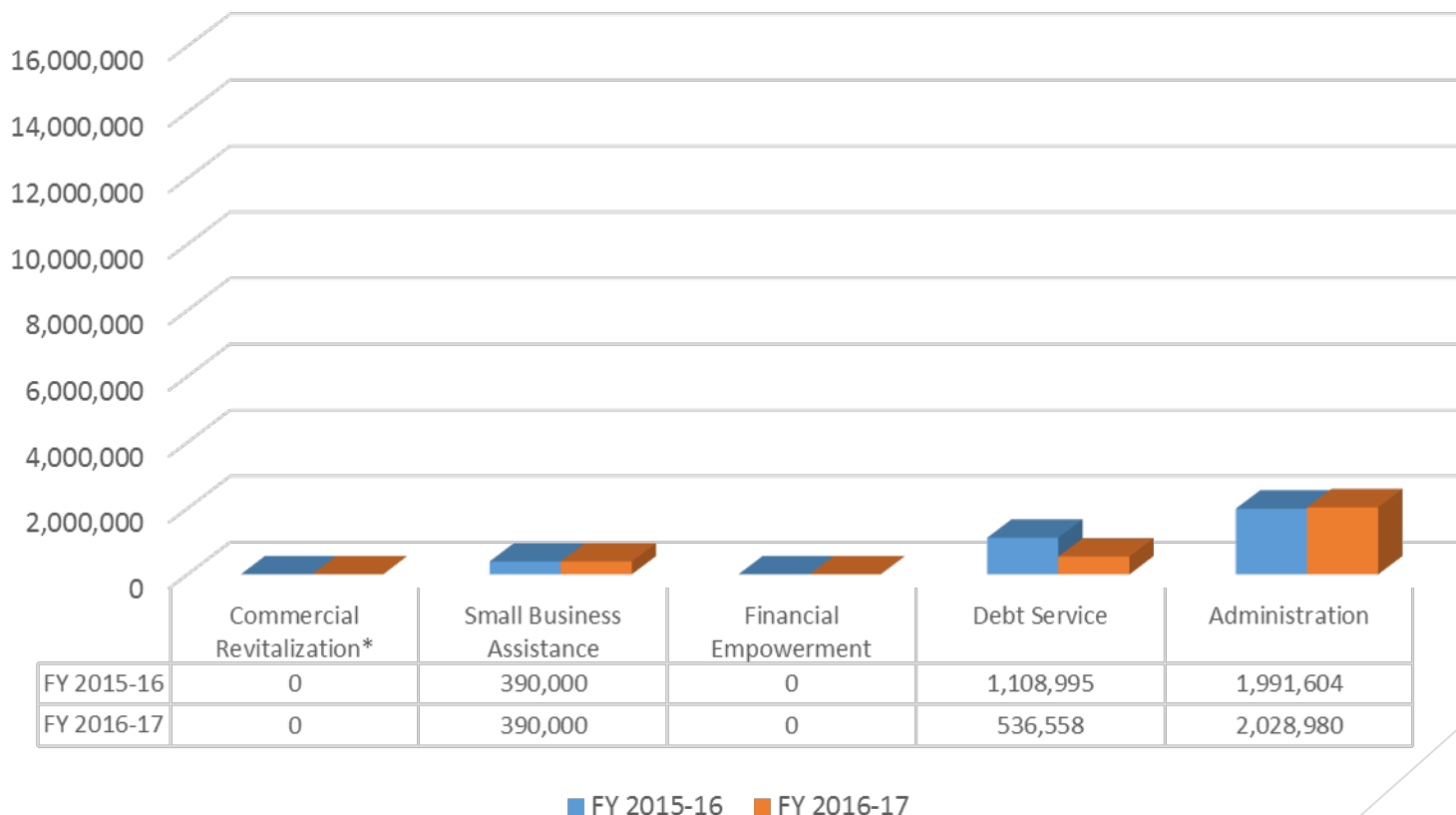


Inclusive of Federal Funds, General Obligation Bonds, and Housing Trust Fund (HTF) dollars. HTF estimate reflects current funding levels, and will be updated based on City of Austin Resolution NO. 20151217-074.



Investments (continued)

New Funding by Investment Category (Year-to-Year Comparison)



Inclusive of Federal Funds, General Obligation Bonds, and Housing Trust Fund (HTF) dollars. HTF estimate reflects current funding levels, and will be updated based on City of Austin Resolution NO. 20151217-074.

**FY 2016-17 Commercial Revitalization value in the draft Action Plan was \$150,000 (CDBG). Corrected here to reflect the Housing Authority's decision not to pursue Choice Neighborhoods Implementation Grant in FY 2016-17.*



Public Engagement To Date

► 8 Boards and Commissions Consulted

- African American Resource Advisory Commission (March 9)
- Asian American Quality of Life Commission (March 14)
- Commission on Immigrant Affairs (May 9)
- Commission on Seniors (April 13)
- Community Development Commission (April 12)
- Early Childhood Council (May 11)
- Hispanic/Latino Quality of Life Commission (March 23)
- Mayor's Committee for People with Disabilities (April 8)

► 22 Community Meetings and 314 attendees

► 2 Public Hearings Held - Community Development Commission (April 12) and City Council (April 21)

► 1,572 Survey Responses - English and Spanish versions, online and paper formats

► 11,000+ Website Views

► 6 Email Blasts

► 5 Media Stories, including ATXN

► 1 Fourth Grade Class





What We Heard

Community and Stakeholder Engagement





What We Heard

- ▶ Concern for those who can no longer afford to live here, as well as animosity toward new-comers.
- ▶ Concern about property tax increases for homeowners.
- ▶ Understanding of the need for more affordable housing in Austin, but lack of consensus of how to fund it.
- ▶ New affordable housing should be built where excellent transit infrastructure already exists or is planned.
- ▶ A greater percentage of units in new residential developments should be affordable.
- ▶ Zoning regulations should be relaxed on tiny houses, accessory dwelling units, and smaller housing units.
- ▶ Minimize regulations to enable the private market to build more housing to fill the housing gap.
- ▶ Better utilize land trusts as an affordable housing tool.
- ▶ The city should enact rent control and/or raise the minimum wage.



Timeline

Annual Action Plan

- ▶ May 23 - June 24: Public Comment Period on Draft Action Plan
- ▶ June 14: CDC Public Hearing on Draft Action Plan
(6:30pm – 721 Barton Springs Road, Room 130)
- ▶ June 23: City Council Public Hearing on Draft Action Plan
(Time TBD – 301 W. Second Street, City Hall Council Chambers)
- ▶ July 12: CDC Final Recommendations on Draft Action Plan
(6:30pm – 1000 E. 11th Street, Room 400A)
- ▶ August 4: City Council Final Action on Draft Action Plan
(Time TBD – 301 W. Second Street, City Hall Council Chambers)
- ▶ August 15: Action Plan Due to HUD

Austin Housing Plan

- ▶ June 6: Draft Housing Plan presented to City Council Committee on Housing and Community Development



Additional Opportunities for Community Input



- ▶ **ONLINE:** For more information about the Action Plan and strategic Housing Plan, please visit www.austintexas.gov/housingplan



- ▶ **E-MAIL:** Public comments can be submitted to NHCD@austintexas.gov



- ▶ **MAIL:** Public comments can be submitted by mail to NHCD, ATTN Action Plan, P.O. Box 1088, Austin Texas 78767

Questions



Neighborhood Housing and Community Development

www.austintexas.gov/housingplan

Jim Padilla | jim.padilla@austintexas.gov



Appendices – Exhibit 1 of 5

Investment Detail

Category: **Homeless and Special Needs Assistance**

Program / Activity	Fund	FY 2016-17 New Funding	FY 2016-17 Production
ARCH - ESG Shelter Operating and Maintenance	ESG	\$313,922	2,000
Homeless Management Information Systems	ESG	\$13,200	0
Rapid Re-Housing Programs	ESG	\$262,284	128
	Subtotal:	\$589,406	2,128
Permanent Housing Placement	HOPWA	\$22,329	35
Short termed supported housing assistance	HOPWA	\$129,363	90
Short-term rent mortgage and utilities	HOPWA	\$44,648	45
Supportive Services	HOPWA	\$100,063	49
Tenant-Based Rental Assistance	HOPWA	\$575,811	70
Facility Based Transitional Housing	HOPWA	\$189,143	49
HOPWA Housing Case Management	HOPWA	\$42,700	0
	Subtotal:	\$1,104,058	338
Child Care Services	CDBG	\$614,638	194
Senior Services	CDBG	\$20,826	30
Youth Support Services	CDBG	\$192,618	146
	Subtotal:	\$828,082	370
	GRAND TOTAL:	\$2,521,546	2,836



Appendices – Exhibit 2 of 5

Investment Detail

Category: **Renter Assistance**

Program / Activity	Fund	FY 2016-17 New Funding	FY 2016-17 Production
Tenant-Based Rental Assistance	HOME	\$510,300	101
Architectural Barrier Program - Rental	GO Bonds	\$0	0
	CDBG	\$280,000	15
Tenants' Rights Assistance	CDBG	\$239,240	511
GRAND TOTAL:		\$1,029,540	627

Category: **Homebuyer Assistance**

Program / Activity	Fund	FY 2016-17 New Funding	FY 2016-17 Production
Down Payment Assistance	HOME	\$625,000	15
	HOME - PI	\$220,000	0
GRAND TOTAL:		\$845,000	15



Appendices – Exhibit 3 of 5

Investment Detail

Category: **Homeowner Assistance**

Program / Activity	Fund	FY 2016-17 New Funding	FY 2016-17 Production
Architectural Barrier Removal - Owner	CDBG	\$1,230,000	76
Emergency Home Repair Program	CDBG	\$1,000,000	417
Homeowner Rehabilitation Loan Program (HRLP)	HOME	\$434,520	6
	HOME - PI	\$50,000	1
	CDBG	\$566,346	7
	CDBG - RL	\$75,000	1
	Subtotal (HRLP):	\$1,125,866	15
Lead Healthy Homes	Lead	\$0	75
GO Repair! Program	GO Bonds	\$2,000,000	0
	GRAND TOTAL:	\$5,355,866	583



Appendices – Exhibit 4 of 5

Investment Detail

Category: **Housing Developer Assistance**

Program / Activity	Fund	FY 2016-17 New Funding	FY 2016-17 Production
Rental Housing Development Assistance (RHDA)	CDBG	\$540,825	3
	CDBG - PI	\$0	0
	HOME	\$160,742	0
	HOME - PI	\$50,000	1
	HOME (CHDO)	\$195,735	5
	HTF	\$1,067,593	0
	GO Bonds	\$10,062,500	0
	Subtotal (RHDA):	\$12,077,395	9
Acquisition and Development (A&D)	CDBG	\$386,633	5
	CDBG - RL	\$100,000	2
	HOME	\$151,785	0
	HOME (CHDO)	\$195,735	3
	GO Bonds	\$1,937,500	0
	Subtotal (A&D):	\$2,771,653	10
CHDO Operating Expenses Grants	HOME (CO)	\$75,000	3
	GRAND TOTAL:	\$14,924,048	22



Appendices – Exhibit 5 of 5

Investment Detail

Category: **Commercial Revitalization**

Program / Activity	Fund	FY 2016-17 New Funding	FY 2016-17 Production
Choice Neighborhoods Implementation Grant*	CDBG	\$0	0
GRAND TOTAL:		\$0	0

Category: **Small Business Assistance**

Program / Activity	Fund	FY 2016-17 New Funding	FY 2016-17 Production
Community Development Bank	CDBG	\$150,000	6
Microenterprise Technical Assistance	CDBG	\$200,000	31
Neighborhood Commercial Management	CDBG - RL	\$40,000	0
Family Business Loan Program	Section 108	\$0	92
GRAND TOTAL:		\$390,000	129

Category: **Financial Empowerment**

Program / Activity	Fund	FY 2016-17 New Funding	FY 2016-17 Production
Individual Development Account Program	IDA	\$0	95
GRAND TOTAL:		\$0	95

**FY 2016-17 Commercial Revitalization value in the draft Action Plan was \$150,000 (CDBG). Corrected above to reflect the Housing Authority's decision not to pursue Choice Neighborhoods Implementation Grant in FY 2016-17.*