

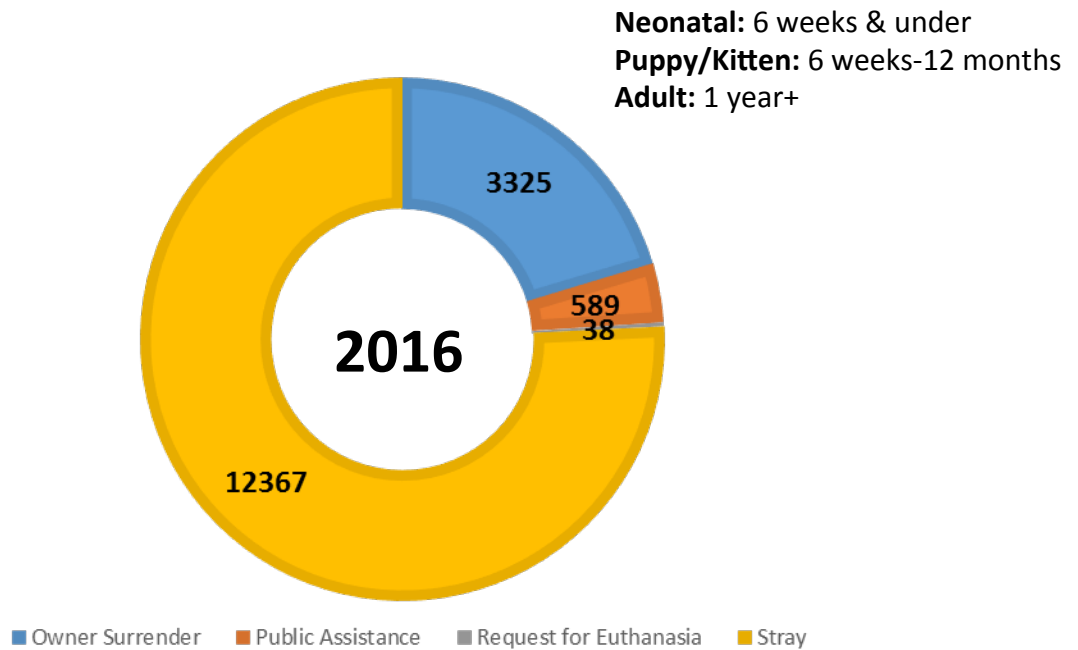
# 2016 Fiscal Year Report

Austin Animal Center

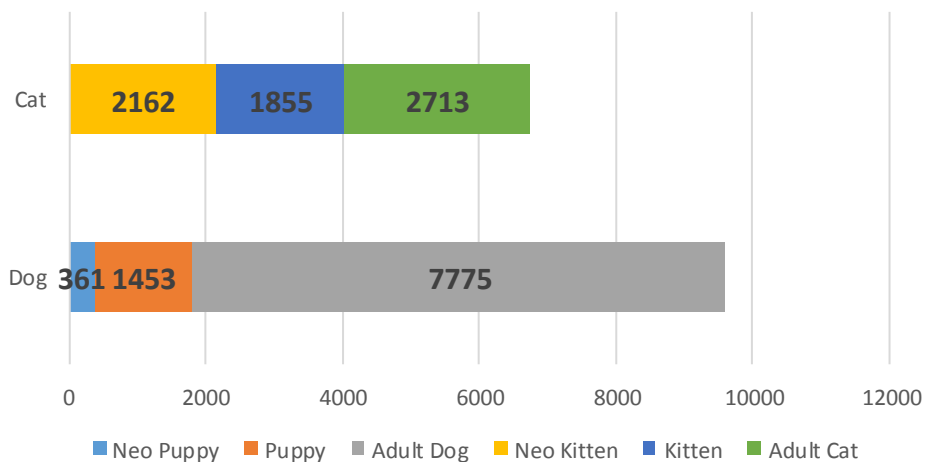


# Austin Animal Center Fiscal Year 2016 Intakes

	Neonatal Kitten	Kitten	Adult Cat	Neonatal Puppy	Puppy	Adult Dog	Total
Owner Surrender	89	458	898	74	226	1580	3325
Public Assistance	9	15	116	14	32	403	589
Request for Euthanasia	0	1	10	0	4	23	38
Stray	2064	1381	1689	273	1191	5769	12367
Total	2162	1855	2713	361	1453	7775	16319

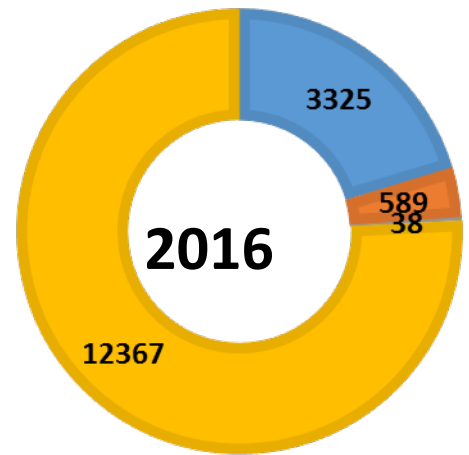
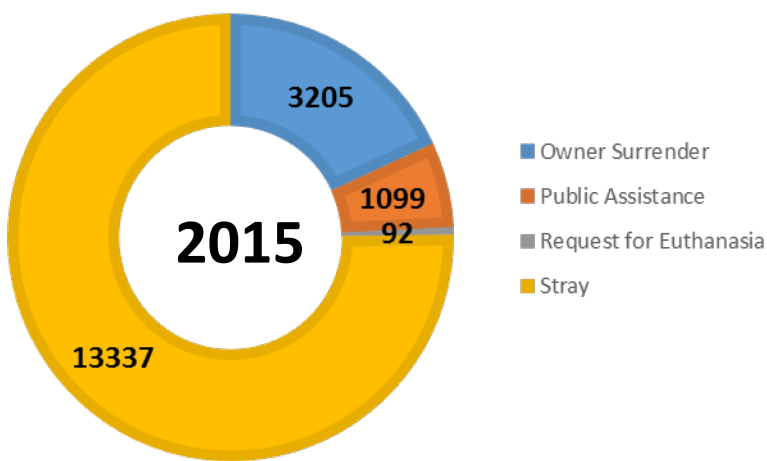


## Intakes by Age Breakdown

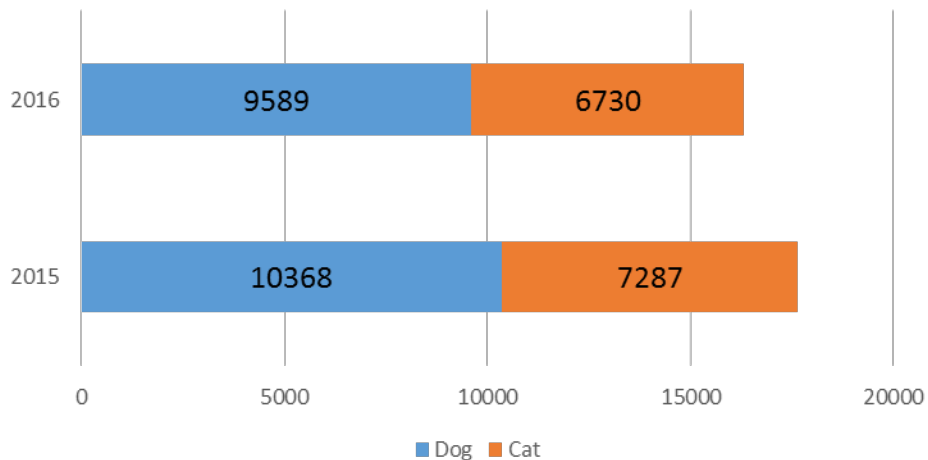


# Austin Animal Center Fiscal Year Comparison Intakes

	2015			2016		
	CAT	DOG	TOTAL	CAT	DOG	TOTAL
Owner Surrender	1208	1997	3205	1445	1880	3325
Public Assistance	128	893	1099	140	449	589
Request for Euthanasia	15	77	92	11	27	38
Stray	5936	7401	13337	5134	7233	12367
Total	7287	10368	17655	6730	9589	16319

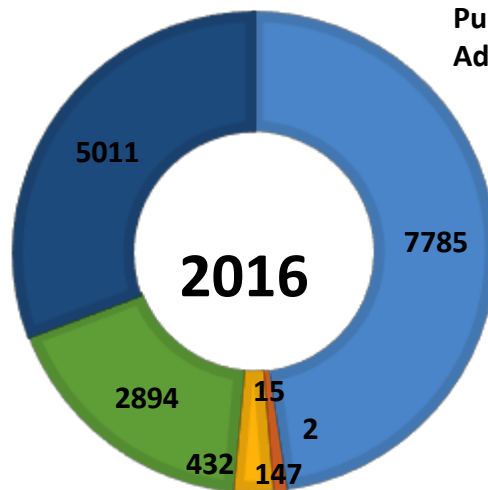


Intakes by Year



# Austin Animal Center Fiscal Year 2016 Outcomes

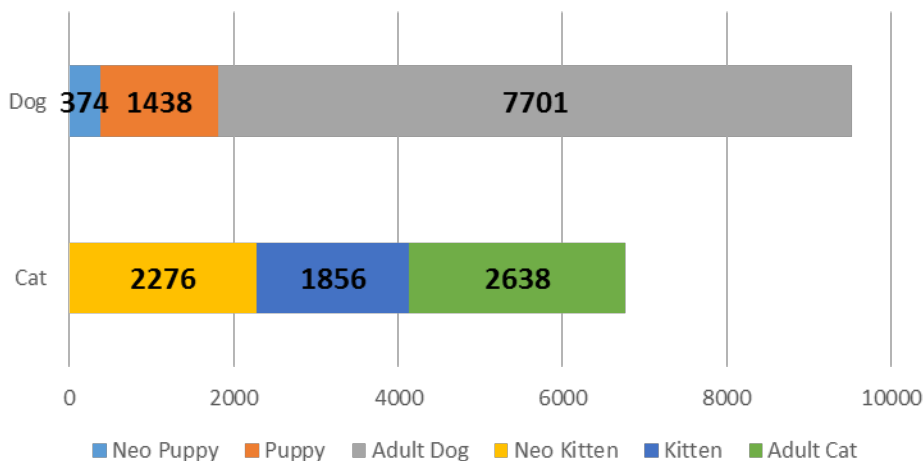
	Neonatal Kitten	Kitten	Adult Cat	Neonatal Puppy	Puppy	Adult Dog	Total
Adoption	931	1260	928	187	950	3529	7785
Died	62	16	32	13	7	17	147
Disposal	1	0	0	0	1	0	2
Euthanized	59	41	148	3	12	169	432
Missing	5	4	4	0	0	2	15
Return to Owner	0	20	239	4	124	2507	2894
Transfer	1221	515	1287	167	344	1477	5011
Total	2279	1856	2638	374	1438	7701	16286



**Neonatal:** 6 weeks & under  
**Puppy/Kitten:** 6 weeks-12 months  
**Adult:** 1 year+

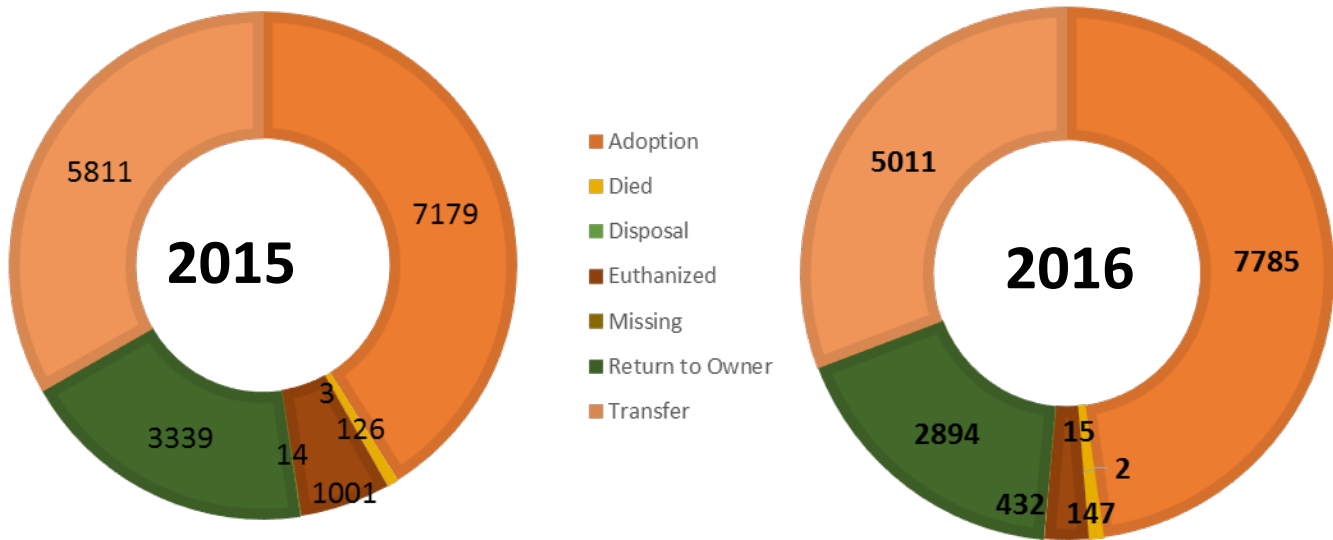
■ Adoption ■ Died ■ Disposal ■ Euthanized ■ Missing ■ Return to Owner ■ Transfer

## Outcomes by Age Breakdown

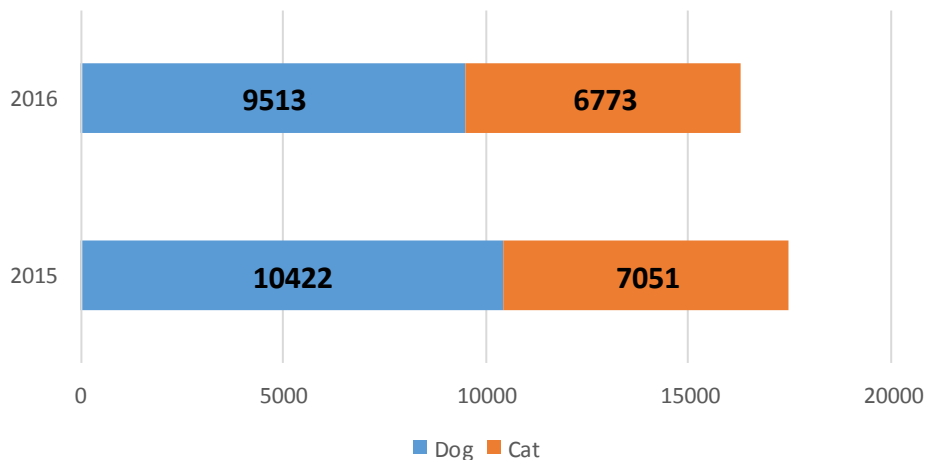


# Austin Animal Center Fiscal Year Comparison Outcomes

	2015			2016		
	CAT	DOG	TOTAL	CAT	DOG	TOTAL
Adoption	940	4531	7179	3119	4666	7785
Died	74	30	126	110	37	147
<b>Disposal</b>	0	0	1	1	1	2
Euthanized	95	529	1001	248	184	432
Missing	6	7	14	13	2	15
Return to Owner	335	3004	3339	259	2635	2894
Transfer	3492	2319	5811	3023	1988	5011
Total	7051	10422	17473	6773	9513	16286



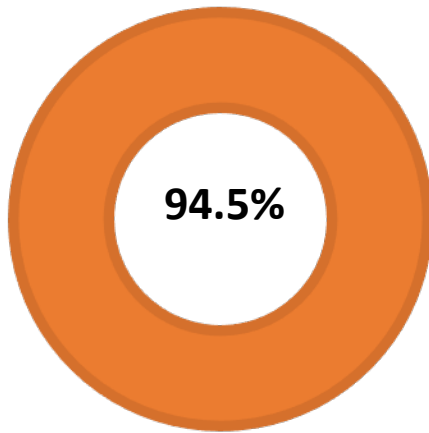
Outcomes by Animal Type and Year



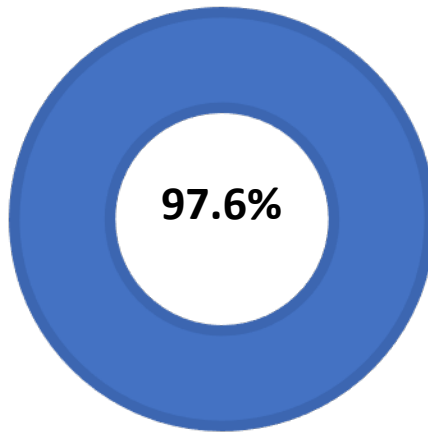


# Austin Animal Center Fiscal 2016 Live Outcomes

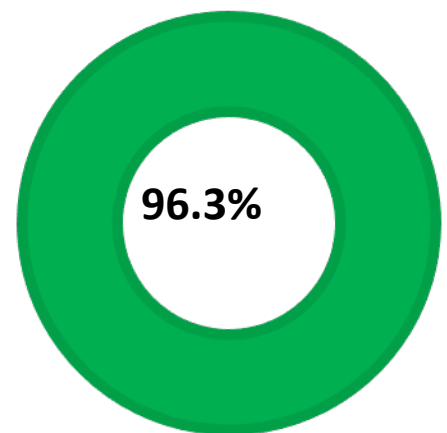
CAT



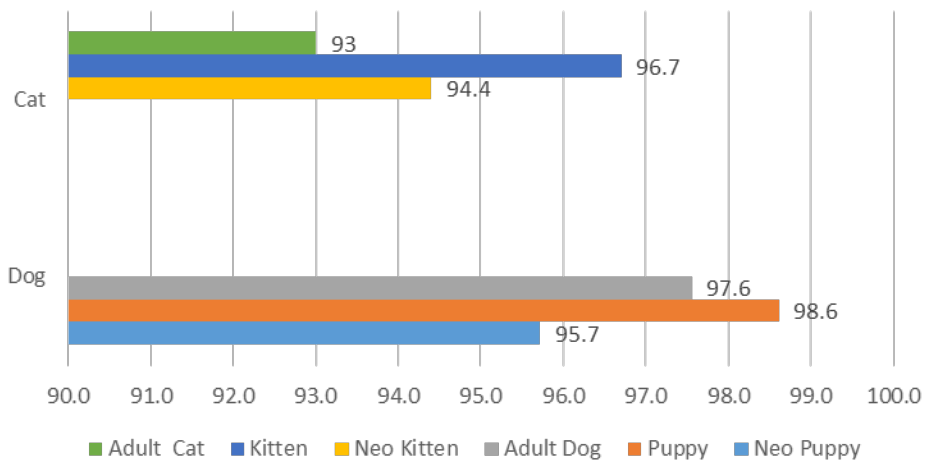
DOG



TOTAL



## Live Release Rates by Age



## Yearly Live Release Rates

