



Austin Chamber

Andy Cantú
Director, Regional Mobility

What is the Austin Chamber of Commerce?

- Founded in 1877
- 501(c)(6) not-for-profit
- 3,000 member organizations

What is the Austin Chamber of Commerce?

- Founded in 1877
- 501(c)(6) not-for-profit
- 3,000 member organizations



Ellen Wood
Chair, Board of Directors



Anne Wynne
Vice Chair, Regional Mobility

Opportunity Austin

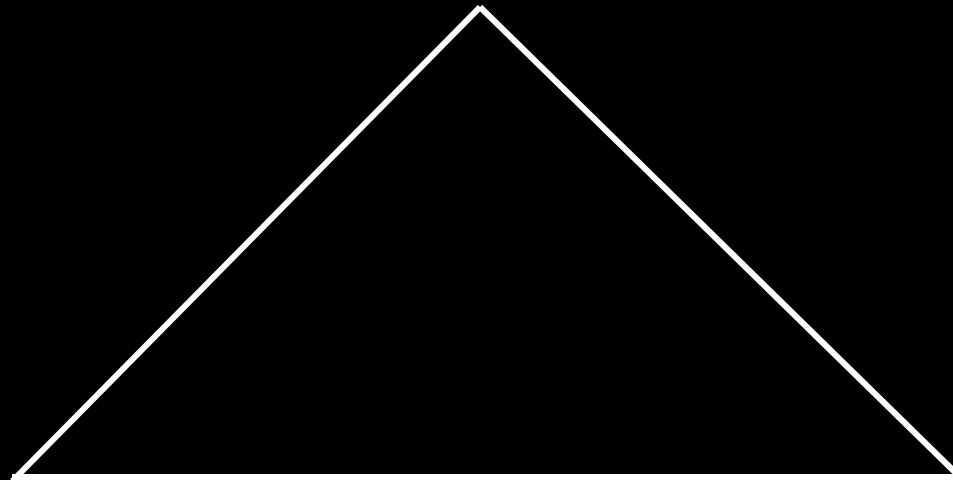
- 5 year, 5 county development program
- Launched in 2004; now on 3rd cycle (OA 3.0)
- \$50 million 15-year budget
- 298,300 jobs created since 2004 (as of 1/16)

Opportunity Austin

ECONOMY

TALENT

PLACE

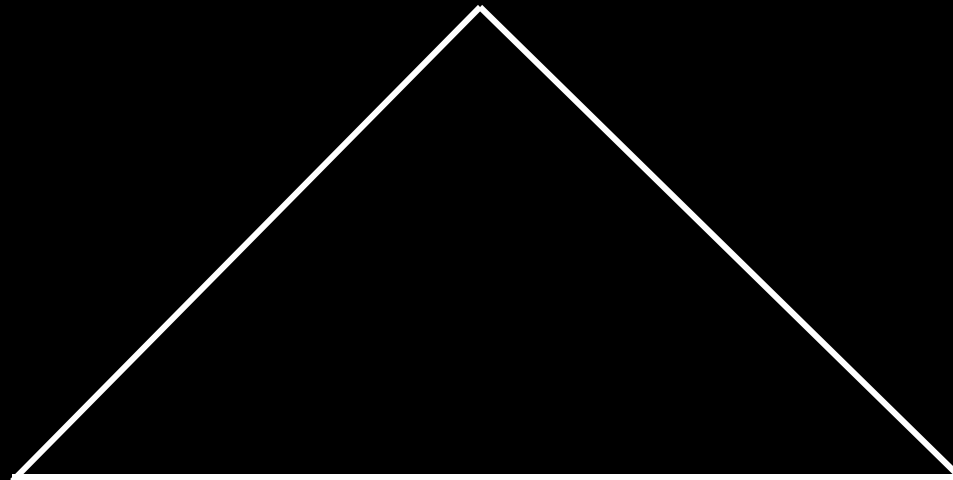


Opportunity Austin

ECONOMY

TALENT

PLACE

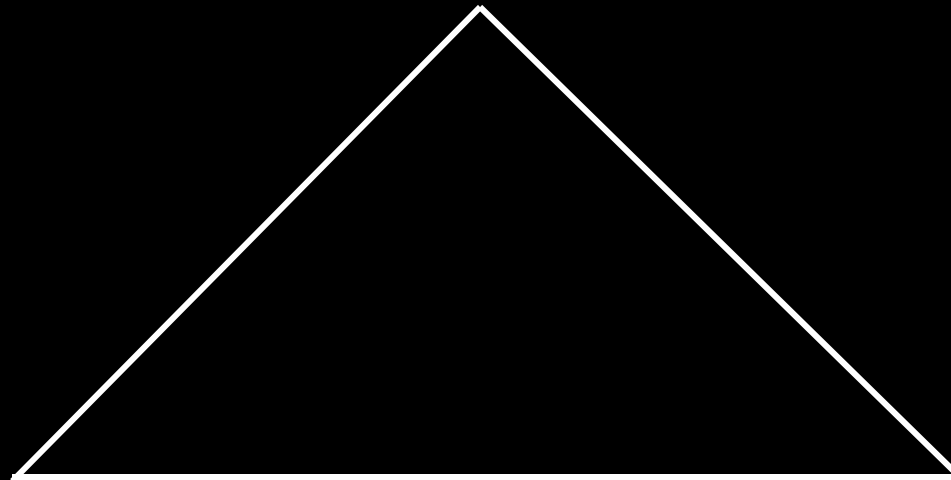


Opportunity Austin

ECONOMY

TALENT

PLACE



Regional Mobility Policy Agenda

What should be the highest priority strategy for the final two-plus years of Opportunity Austin 3.0 implementation?



Regional Mobility Policy Agenda

- Integrated Planning
- Demand Management
- Funding
- Non-SOV Modes

Regional Mobility Policy Agenda

- Integrated Planning
- Demand Management
- Funding
- Non-SOV Modes

Regional Mobility Policy Agenda

- Integrated Planning
- Demand Management
- Funding
- Non-SOV Modes

Regional Mobility Policy Agenda

- Integrated Planning
- Demand Management
- Funding
- Non-SOV Modes

Regional Mobility Policy Agenda

- Integrated Planning
- Demand Management
- Funding
- Non-SOV Modes

Next Steps for Chamber Advocacy

- Communicate support for Sidewalk Master Plan & Vision Zero Action Plan
- Integrate priorities into existing advocacy programs
- Work with pedestrian advocates to support shared policy objectives

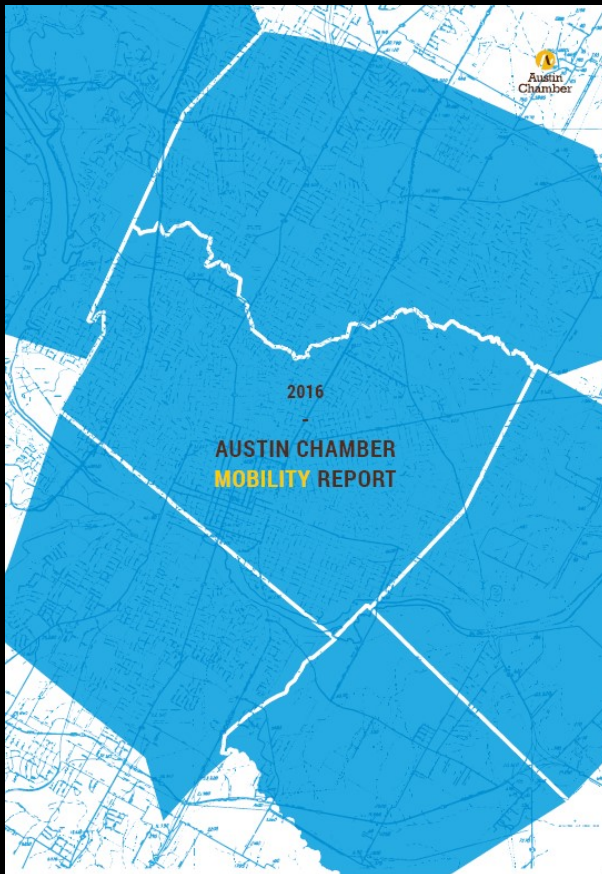
Next Steps for Chamber Advocacy

- Communicate support for Sidewalk Master Plan & Vision Zero Action Plan
- Integrate priorities into existing advocacy programs
- Work with pedestrian advocates to support shared policy objectives

Next Steps for Chamber Advocacy

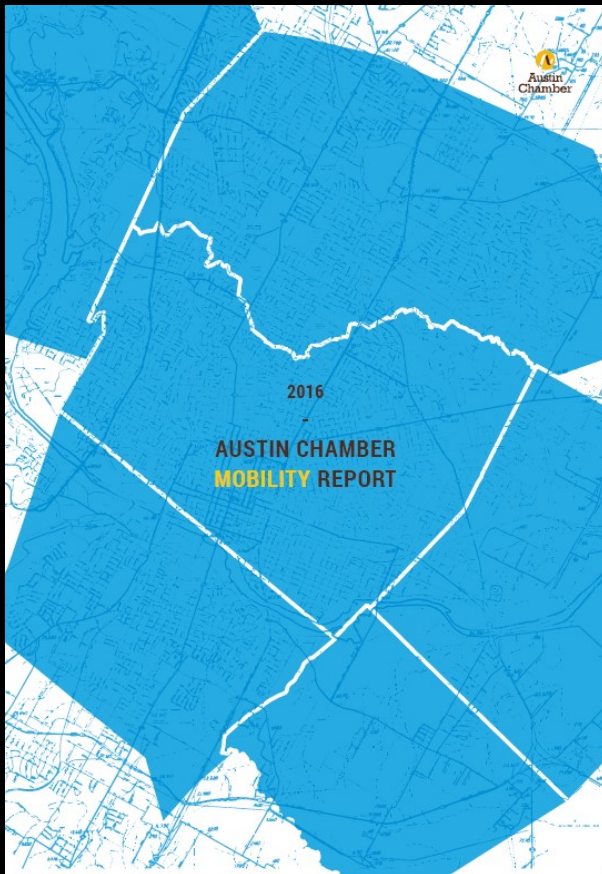
- Communicate support for Sidewalk Master Plan & Vision Zero Action Plan
- Integrate priorities into existing advocacy programs
- Work with pedestrian advocates to support shared policy objectives

2016 Chamber Mobility Report



- Public-facing document
- Sidewalks are foundation of efficient transportation system
- Tackle affordability by expanding options

2016 Chamber Mobility Report



- Public-facing document
- Sidewalks are foundation of efficient transportation system
- Tackle affordability by expanding options

2016 Chamber Mobility Report

Drive Alone

Austin Mode Share:	79.8%
Average Cost per Year:	\$8,489
Personal Savings:	\$ -

Transit

Austin Mode Share:	4.1%
Average Cost per Year:	\$372
Personal Savings:	\$8,117

Bike

Austin Mode Share:	1.4%
Average Cost per Year:	\$309
Personal Savings:	\$8,180

Walk

Austin Mode Share:	2.6%
Average Cost per Year:	\$ -
Personal Savings:	\$8,489

- Public-facing document
- Sidewalks are foundation of efficient transportation system
- Tackle affordability by expanding options

2016 Chamber Mobility Report

Land Use

(The Original Sin)



“

Overall, compared to residents of non-sprawl areas, those living in communities characterized by sprawl drive more, own more cars, breathe more polluted air, face greater risk of traffic fatalities, and walk and use transit less.

—

Thank you

acantu@austinchamber.com