







Austin Animal Center Monthly Report February 2017

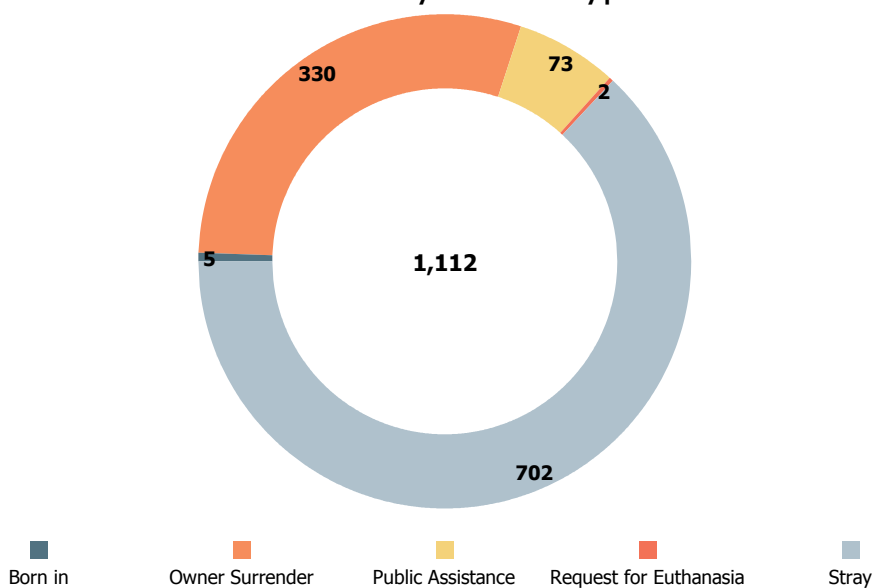


Fiscal Year 2017

Austin Animal Center February 2017 Intakes



	 Neonatal Kitten	 Kitten	 Adult Cat	 Neonatal Puppy	 Puppy	 Adult Dog	Total
Born in	0	0	0	5	0	0	5
Owner Surrender	4	18	55	0	60	193	330
Public Assistance	0	0	2	0	6	65	73
Request for Euthanasia	0	0	0	0	0	2	2
Stray	21	49	110	3	135	384	702
Total	25	67	167	8	201	644	1,112

Intakes by Intake Type





Age Breakdown



Neonatal

  under 6 weeks old

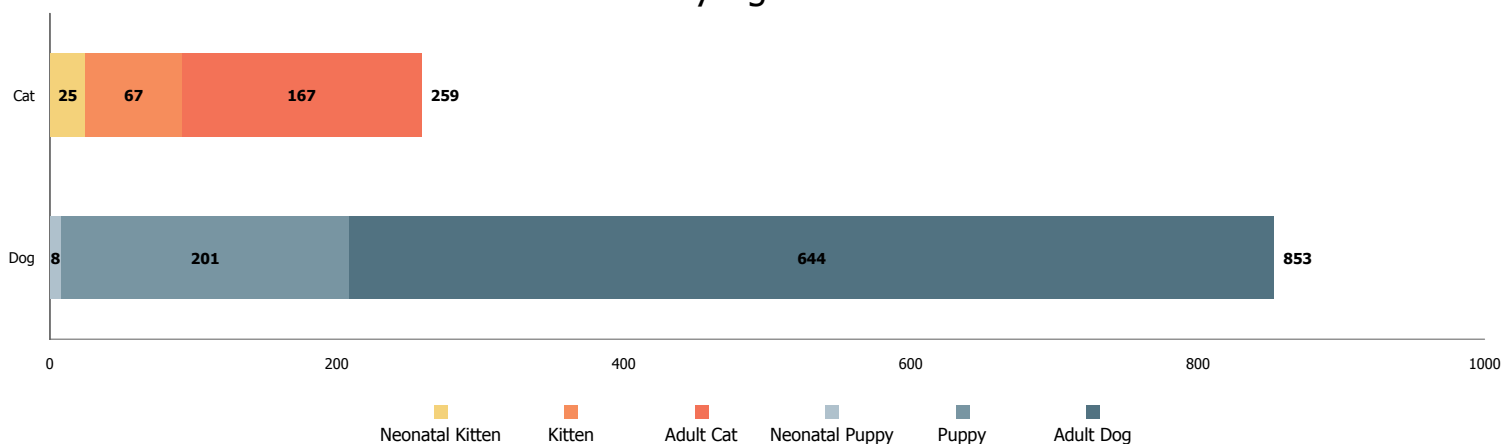
Kitten/Puppy

  6 weeks to under 1 year old

Adult

  at least 1 year old

Intakes by Age Breakdown

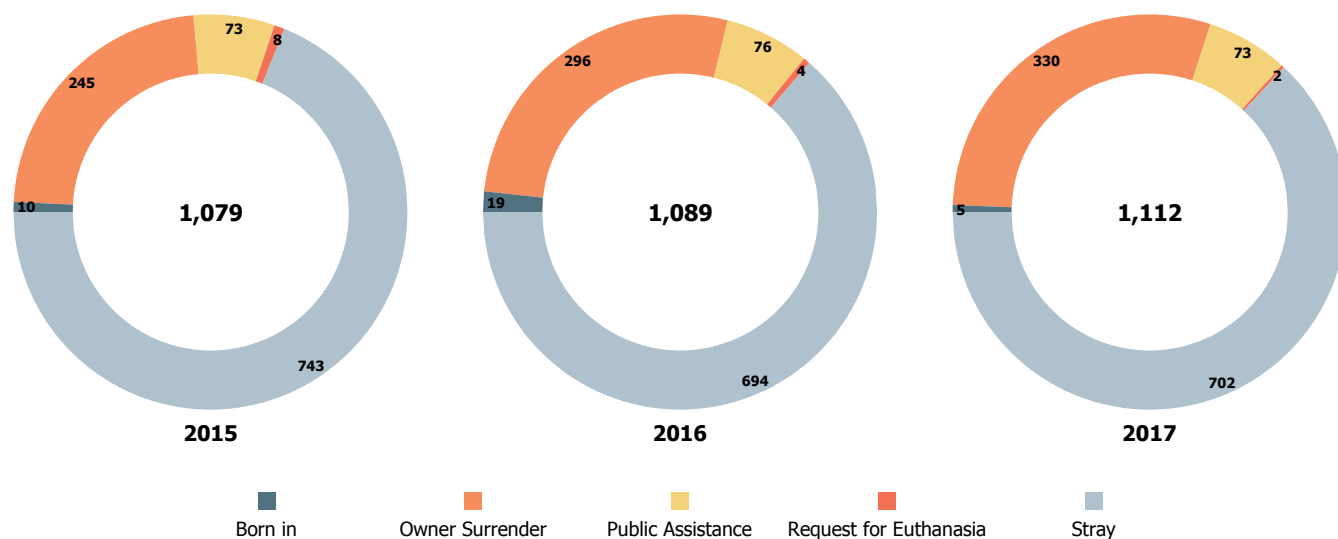


Austin Animal Center February 2015 to 2017 Intakes

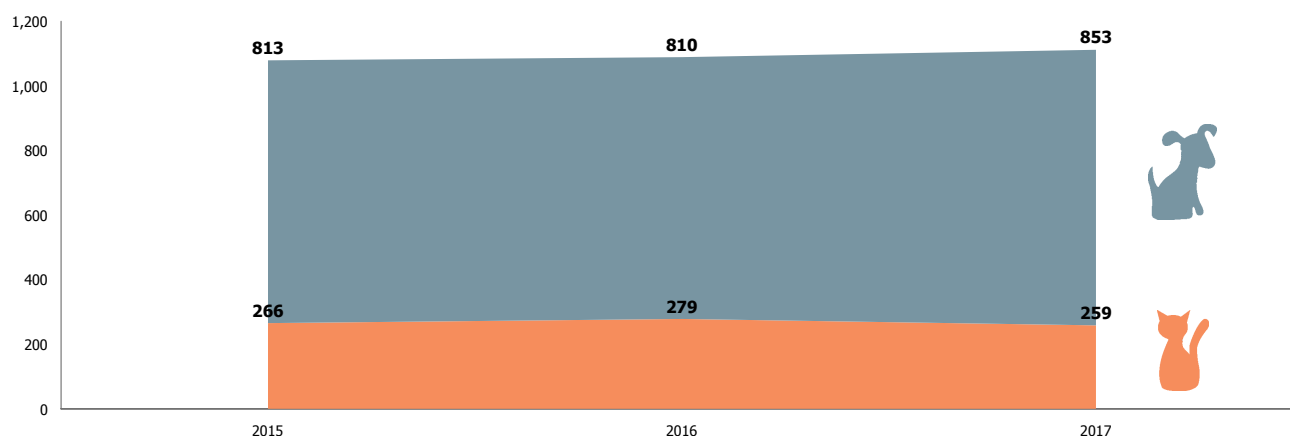


	2015			2016			2017		
	Cat	Dog	Total	Cat	Dog	Total	Cat	Dog	Total
Born in	0	10	10	8	11	19	0	5	5
Owner Surrender	71	174	245	89	207	296	77	253	330
Public Assistance	5	68	73	7	69	76	2	71	73
Request for Euthanasia	0	8	8	3	1	4	0	2	2
Stray	190	553	743	172	522	694	180	522	702
Total	266	813	1,079	279	810	1,089	259	853	1,112







Yearly February Intakes by Intake Type



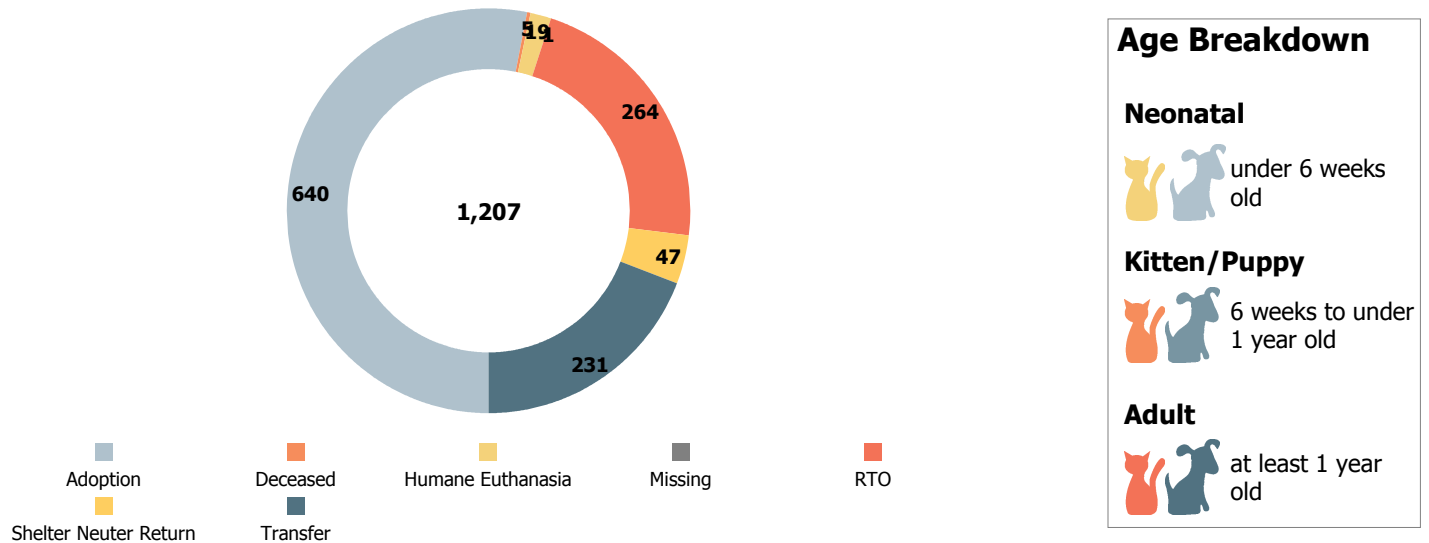
Yearly February Intakes by Animal Type



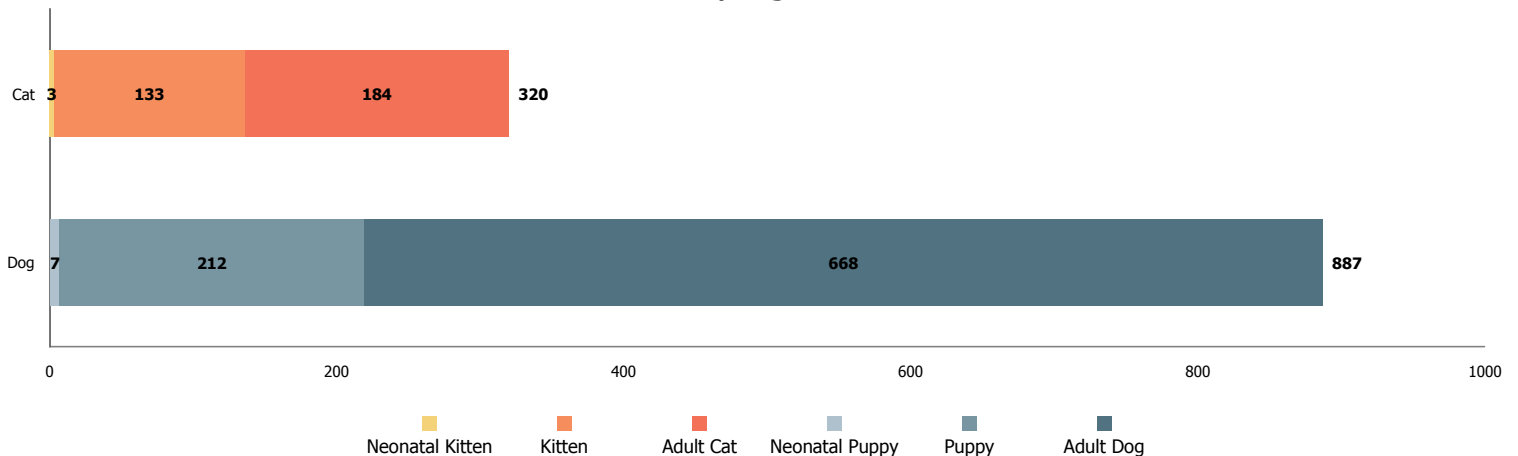
Austin Animal Center February 2017 Outcomes

	 Neonatal Kitten	 Kitten	 Adult Cat	 Neonatal Puppy	 Puppy	 Adult Dog	Total
Adoption	0	102	75	0	159	304	640
Deceased	0	1	1	1	1	1	5
Humane Euthanasia	0	1	10	0	0	8	19
Missing	0	0	0	0	1	0	1
RTO	0	2	18	0	33	211	264
Shelter Neuter Return	0	10	37	0	0	0	47
Transfer	3	17	43	5	19	144	231
Total	3	133	184	6	213	668	1,207

Outcomes by Outcome Type



Outcomes by Age Breakdown

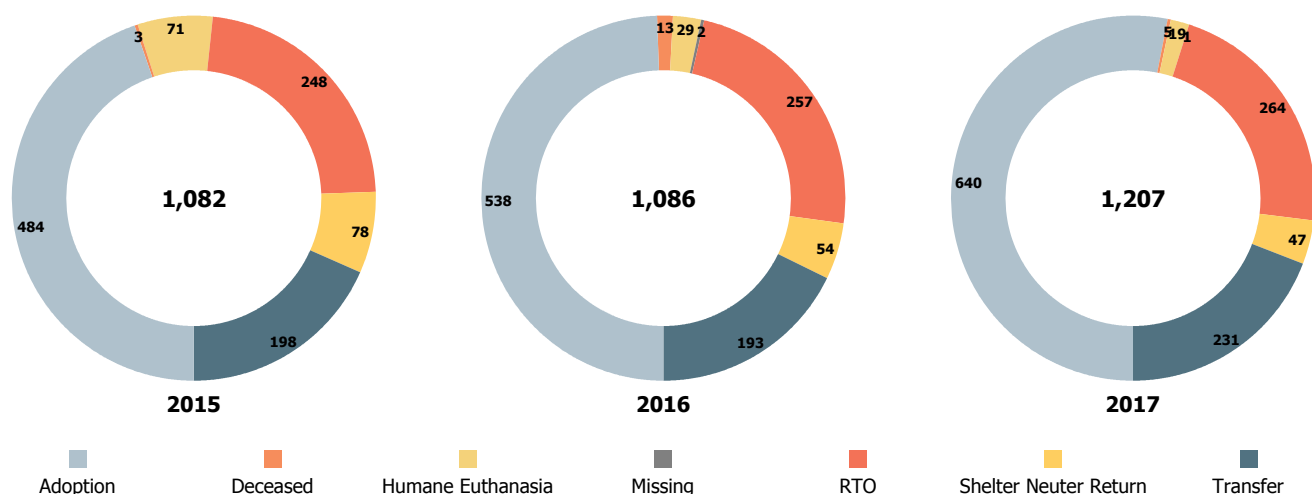


Austin Animal Center February 2015 to 2017 Outcomes

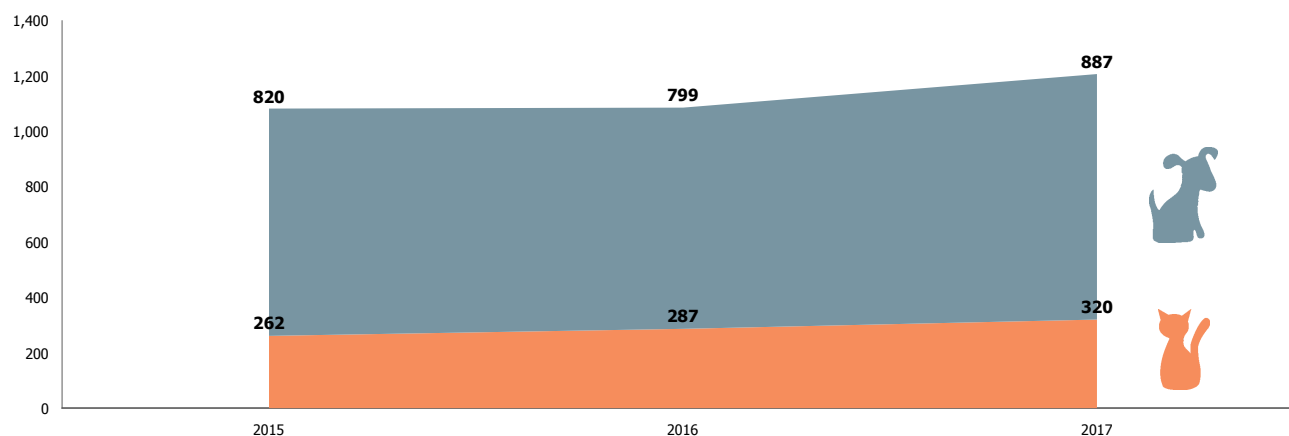


	2015			2016			2017		
	Cat	Dog	Total	Cat	Dog	Total	Cat	Dog	Total
Adoption	103	381	484	143	395	538	177	463	640
Deceased	0	3	3	8	5	13	2	3	5
Humane Euthanasia	24	47	71	13	16	29	11	8	19
Missing	0	0	0	1	1	2	0	1	1
RTO	19	229	248	18	239	257	20	244	264
Shelter Neuter Return	78	0	78	54	0	54	47	0	47
Transfer	38	160	198	50	143	193	63	168	231
Total	262	820	1,082	287	799	1,086	320	887	1,207

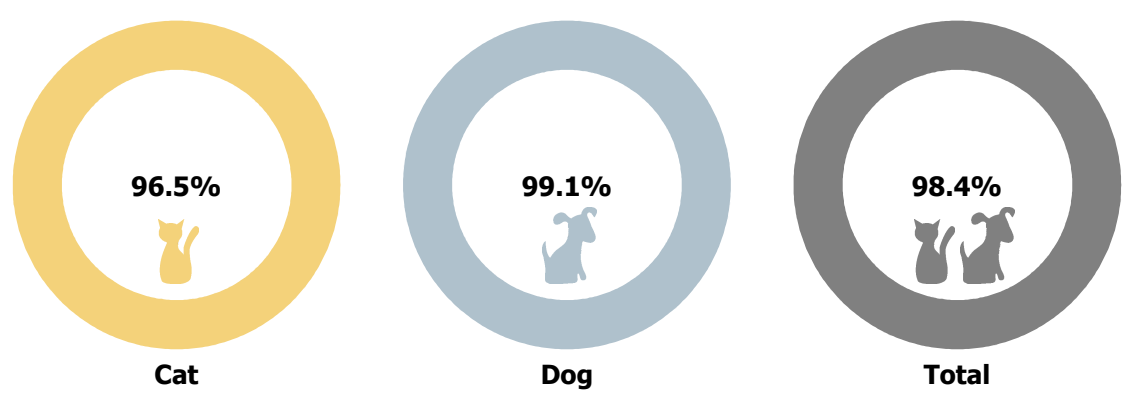
Yearly February Outcomes by Outcome Type



Yearly February Outcomes by Animal Type



Total Live Release Rates



Live Release Rates by Age Breakdown

