



# Financial Status Report – March 2017

May 10, 2017

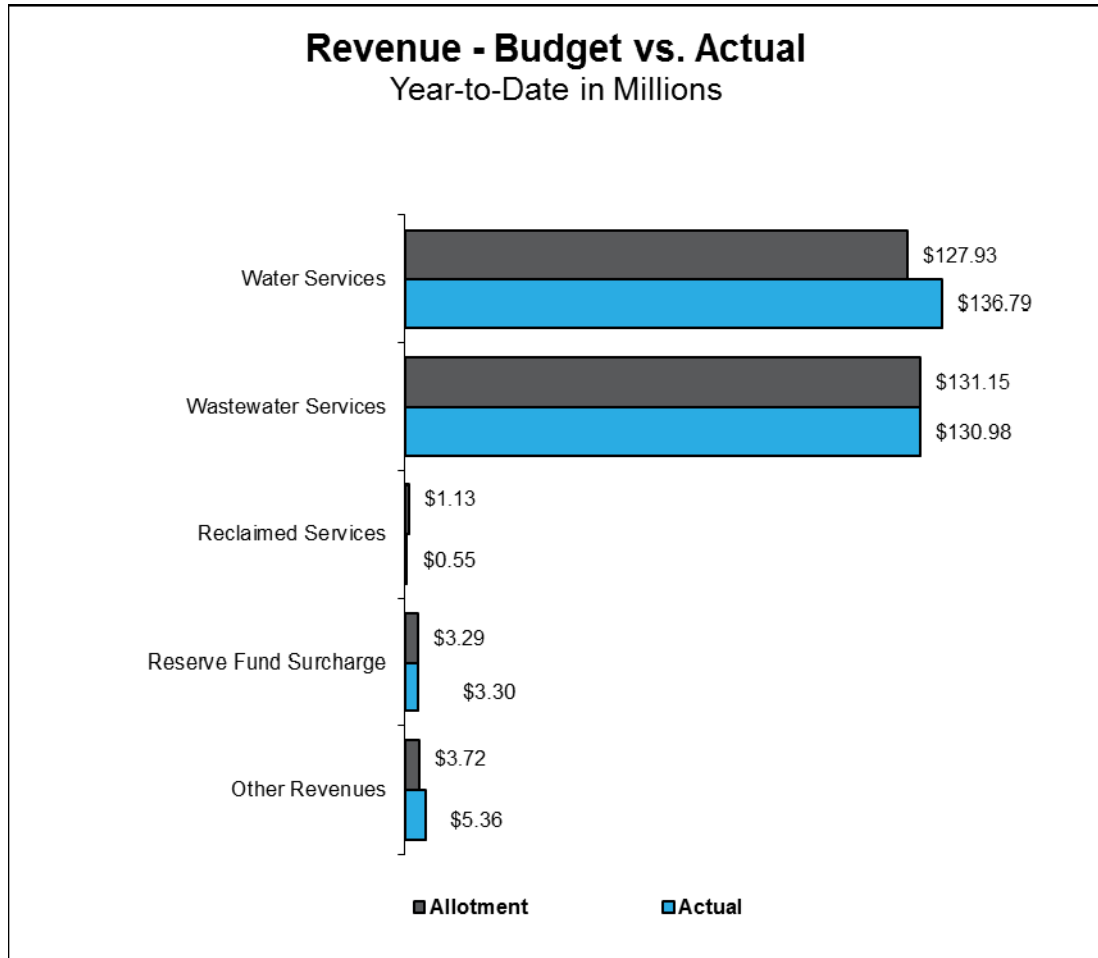
David Anders, Asst. Dir., Business Support Services





# Financial Status Report – March 2017

## Revenues



### Water Services

- \$8.9M Above Projections
- 6.9% Above Projections

### Wastewater Services

- \$0.17M Below Projections
- 0.1% Below Projections

### Total Revenues

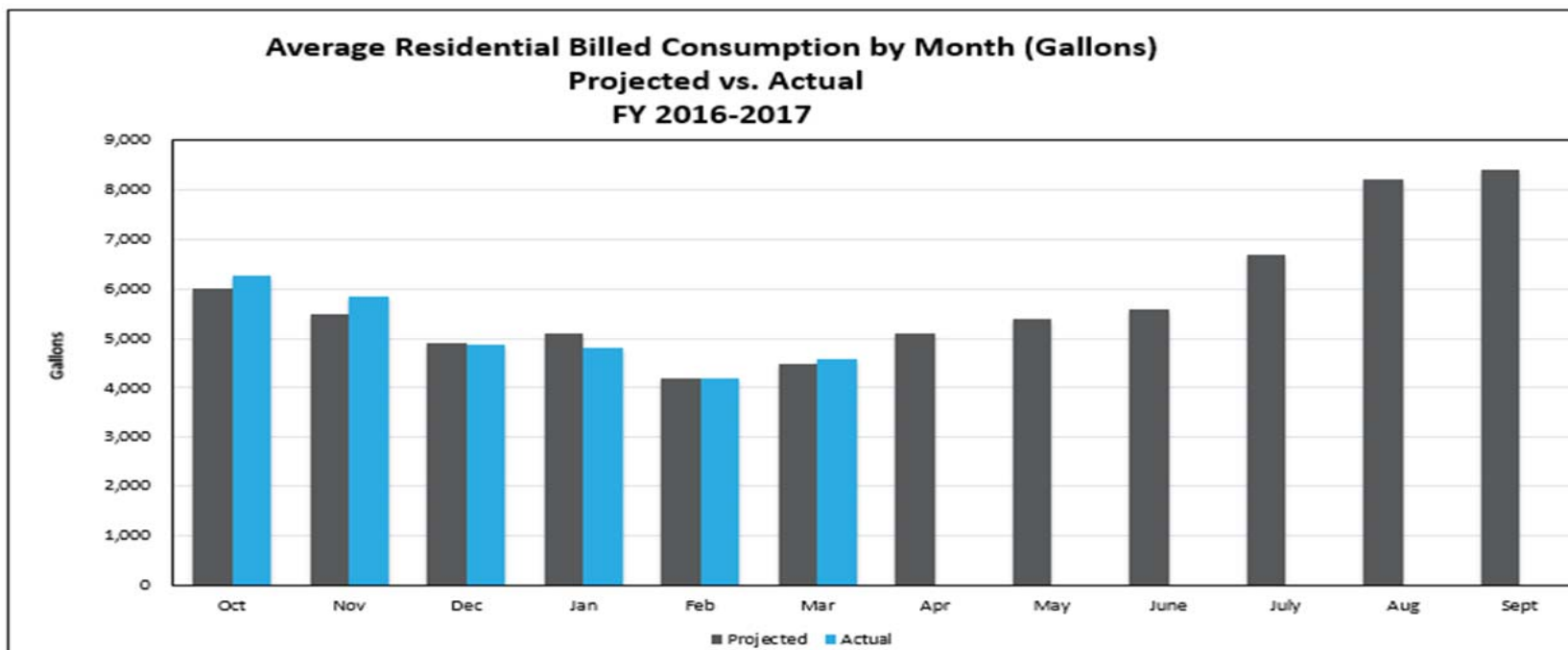
- \$300.98M
- \$9.8M Above Projections
- 3.4% Above Projections



# Financial Status Report – March 2017

## Average Residential Billed Water Consumption by Month

### Billed Water Consumption

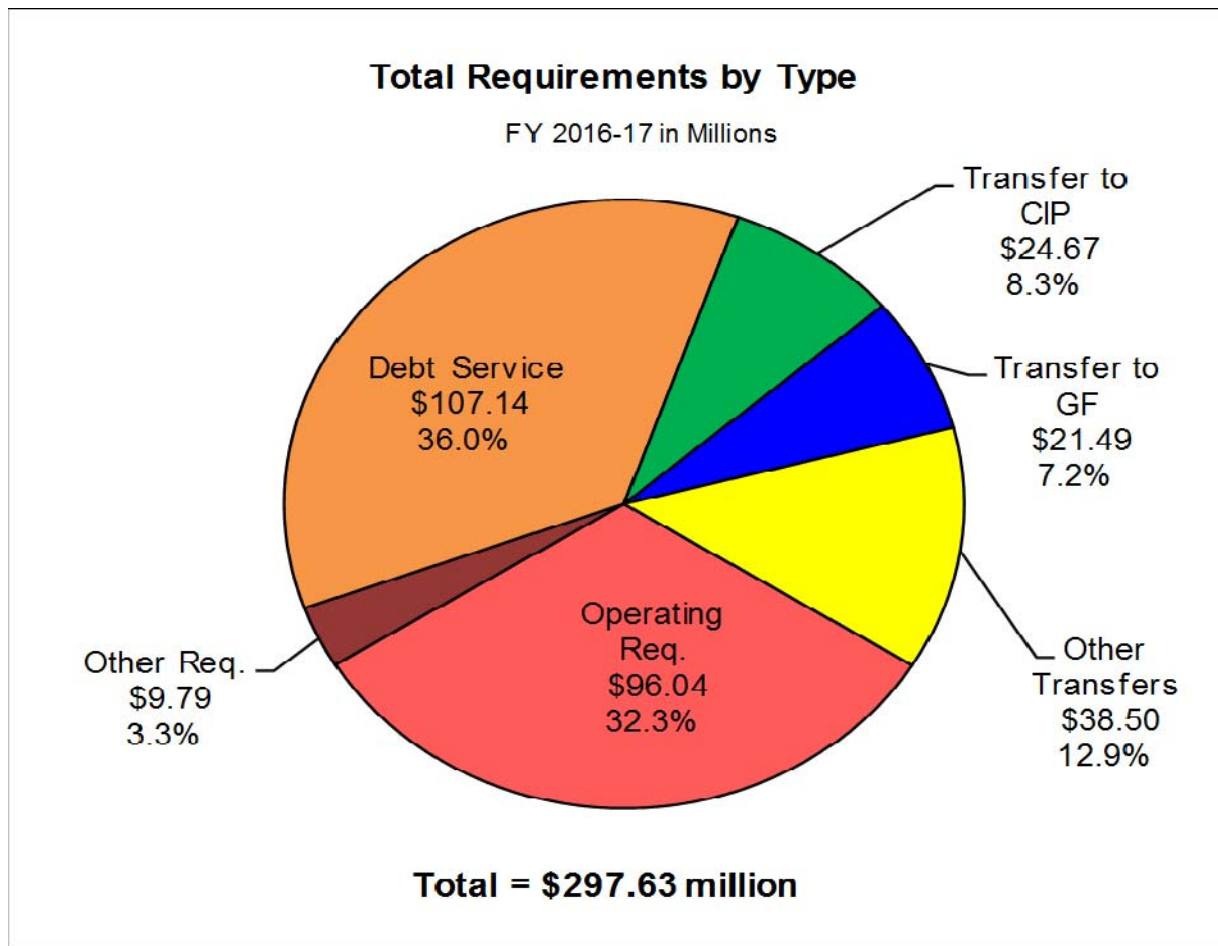


Average Residential Water Consumption	Oct	Nov	Dec	Jan	Feb	Mar	Apr	May	June	July	Aug	Sept
Projected	6,000	5,500	4,900	5,100	4,200	4,500	5,100	5,400	5,600	6,700	8,200	8,400
Actual	6,277	5,851	4,880	4,815	4,186	4,577						
Variance	277	351	(20)	(285)	(14)	77						
Variance %	4.6%	6.4%	-0.4%	-5.6%	-0.3%	1.7%						

Average Residential billed consumption for March 2017 was 4,577 gallons. This was 77 gallons, or 1.7%, more than projected for the month.

# Financial Status Report – March 2017

## Total Requirements by Type



- Total YTD Requirements - \$6.18M less than budgeted
- YTD Program Operating Requirements - \$96.04M or 2.8% less than budgeted
- Debt Service Requirements - \$107.14M or 0.7% less than budgeted



# Financial Status Report – March 2017

## Fund Summary

		YTD	
	Allotment	Actual	Difference
Beginning Balance	\$ 134.66	\$ 139.39	\$ 4.73
Water Services	\$ 127.93	\$ 136.79	\$ 8.86
Wastewater Services	131.15	130.98	(0.17)
Reclaimed Services	1.13	0.55	(0.58)
Reserve Fund Surcharge	3.29	3.30	0.01
Other Revenues	3.72	5.36	1.64
Transfers In	24.00	24.00	0.00
Total Revenues & Transfers	<u>\$ 291.22</u>	<u>\$ 300.98</u>	<u>\$ 9.76</u>
Total Program Operating Req.	\$ 98.80	\$ 96.04	\$ 2.76
Total Other Requirements	11.07	9.79	1.28
Total Debt Service	107.93	107.14	0.79
Transfers Out	86.01	84.66	1.35
Total Revenue Requirements	<u>\$ 303.81</u>	<u>\$ 297.63</u>	<u>\$ 6.18</u>
Ending balance	<u>\$ 122.08</u>	<u>\$ 142.73</u>	<u>\$ 20.65</u>

Debt Service Coverage 1.39 1.54

Note: Numbers may not add due to rounding.

# Questions?

