

Central Texas Energy Efficiency Program **2017**



**Texas
Gas Service®**
A Division of ONE Gas

Program Results & Highlights

22,217 REBATES AWARDED

\$2.5 MILLION

distributed to
customers

649,000+

dekatherms of expected
energy savings*

\$2 MILLION+

expected total energy bill
savings for customers*

Residential Retrofit



882

rebates for energy-efficient
natural gas clothes dryers



2,120

rebates for attic insulation, duct
replacement, insulation and sealing,
and Wi-Fi thermostats



557

rebates for furnace tune-ups, ensuring
maintained efficiency and safety, and
extending the life of the equipment

**79+ MILLION LBS.
OF CO₂ EMISSION
REDUCTIONS*,
EQUIVALENT TO TAKING
7,675 PASSENGER
VEHICLES OFF THE
ROAD FOR ONE YEAR**

Residential New Construction



748

newly built homes equipped with connections for
efficient, money-saving natural gas dryers

64%

of furnace rebates went to high-efficiency
furnaces in affordable housing units

*Calculation based on the lifetime of the equipment. Source: 2017 TGS Energy Measurement and Verification (EM&V) Analysis, EnergyTools, Inc.

→ For every \$1 spent,
customers received \$1.31 in benefits*

(bill reductions, rebates and avoided costs)

Commercial – Direct Install




3,761

energy- and water-saving devices installed for commercial customers at no additional cost to them

60%+

direct install funds went to nonprofits, multi-family facilities and places of worship

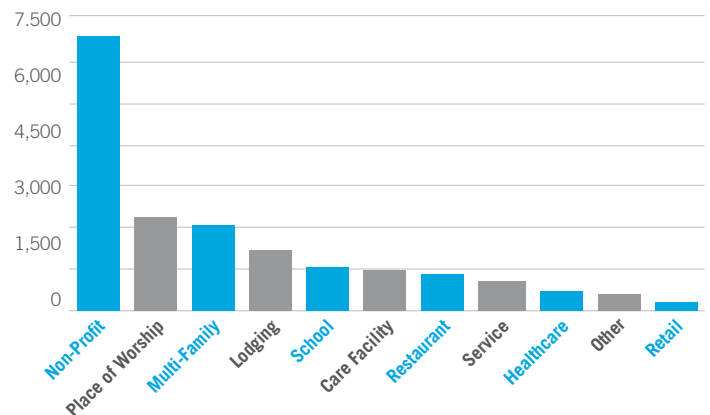


**129 MILLION+ GALLONS
EXPECTED WATER SAVINGS***
enough to fill 195 Olympic-sized swimming pools

79,000

dekatherms of expected natural gas savings*

DIRECT INSTALL MEASURES BY ORGANIZATION TYPE



Free Equipment Program

Qualified low-income, mobility-challenged and elderly customers receive free, new natural gas appliances. The new models improve safety and operate more efficiently than older ones, making homes more comfortable while lowering monthly energy bills.



82
families
assisted



141
natural gas
appliances replaced



\$14,000+
in energy
bill savings*

We are proud to collaborate with:



CLEAResult®



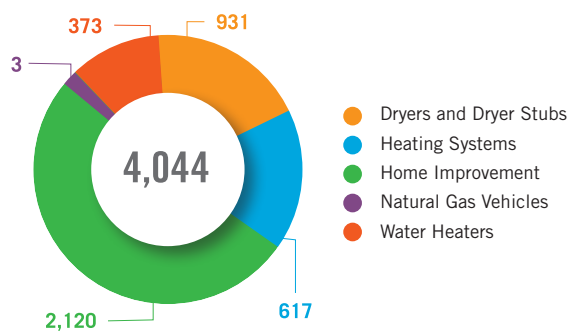
AUSTIN-AREA APPLIANCE RETAILERS

2017 PROGRAM RESULTS

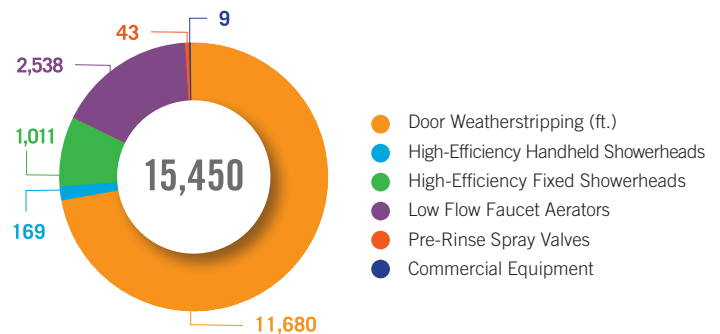
CENTRAL TEXAS ENERGY EFFICIENCY PROGRAM

	2017 Actuals Surplus (Deficit)	2017 Budget	Variance Surplus (Deficit)	2018 Budget
BALANCE - 12/31/16	(\$324,279)			
REBATES AND EXPENSES				
Commercial Rebates				
Equipment and Natural Gas Vehicle	\$4,381	\$37,126	\$32,745	\$30,250
Direct Install	\$149,146	\$109,027	(\$40,119)	\$169,080
Commercial Rebates Total	\$153,527	\$146,153	(\$7,374)	\$199,330
Residential Rebates				
Retrofit and New Construction				
Water Heating	\$806,200	\$1,018,600	\$212,400	\$752,500
Heating	\$251,190	\$187,250	(\$63,940)	\$272,375
Dryer	\$528,275	\$539,125	\$10,850	\$590,750
Home Improvement	\$436,748	\$298,475	(\$138,273)	\$492,675
Natural Gas Vehicle (discontinued for 2018)	\$7,000	\$11,000	\$4,000	\$0
Whole Home (discontinued for 2018)	\$10,550	\$975	(\$9,575)	\$0
Free Equipment	\$275,747	\$250,000	(\$25,747)	\$300,000
Residential Rebates Total	\$2,315,710	\$2,305,425	(\$10,285)	\$2,408,300
Other Expenses				
Pecan Street Project	\$25,000	\$25,000	\$0	\$25,000
Education (Commercial and Residential)	\$372,260	\$400,000	\$27,740	\$400,000
Operation/Administrative Expenses	\$379,829	\$425,000	\$45,171	\$445,000
Other Expenses Total	\$777,089	\$850,000	\$72,911	\$870,000
Total Rebates and Expenses	\$3,246,326	\$3,301,578	\$55,252	\$3,477,630
COLLECTIONS				
Residential Collections	\$2,956,838			
Commercial Collections	\$160,385			
Total Collections	\$3,117,223			
BALANCE - 12/31/17	(\$453,382)			

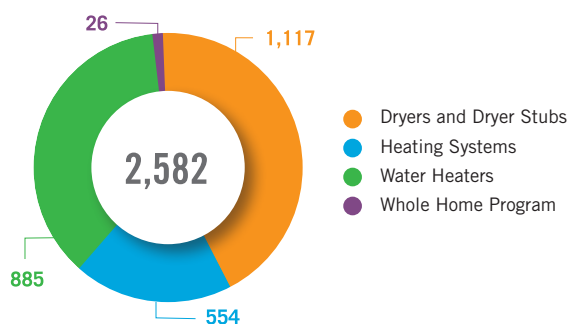
RESIDENTIAL RETROFIT REBATES



COMMERCIAL REBATES



RESIDENTIAL NEW CONSTRUCTION REBATES



FREE EQUIPMENT PROGRAM

