



Austin Strategic Mobility Plan



LGBTQ Quality of Life Commission

May 21, 2018

Austin Transportation Department





Austin's population is expected to almost **DOUBLE** over the next 30 years.

Given this growth, even maintaining current levels of traffic congestion will require significant shifts in how we get around, utilizing all modes of transportation such as driving, walking, bicycling, and taking public transit.

How will we get around in the future?

Where are we now

2016

2017

2018

Oct Nov Dec Jan Feb Mar Apr May Jun Jul Aug Sep Oct Nov Dec Jan Feb Mar Apr May Jun Jul Aug Sep Oct Nov Dec

Establish
Advisory
Committee &
Public
Engagement
Plan

Phase 1
Outreach

Phase 2
Outreach

Mobility
Strategy
review

Approval
Process
starts

Project Initiation &
Phase 1 Public Outreach

Scenario
Planning/Analysis &
Phase 2 Public Outreach

Preferred
Strategy

Plan
Review
&
Adoption



Defining the Vision

Imagine Austin - ASMP Vision

Austin is accessible. Our transportation network provides a wide variety of options that are efficient, reliable, and cost-effective to serve the diverse needs and capabilities of our citizens. Public and private sectors work together to improve our air quality and reduce congestion in a collaborative and creative manner.



- Interconnected development patterns support public transit and a variety of transportation choices, while reducing sprawl, congestion, travel times, and negative impacts on existing neighborhoods.
- Our integrated transportation system is well-maintained, minimizes negative impacts on natural resources, and remains affordable for all users.
- Austin promotes safe bicycle and pedestrian access with well-designed routes that provide connectivity through the greater Austin area. These routes are part of our comprehensive regional transportation network.

Goals



Affordability

Lower the cost of living, working, and traveling in Austin.



Travel Choice

Promote a balanced transportation network and the ability to make informed choices based upon personal needs and preferences.



Economic Prosperity

Promote future growth through strategic investments in transportation networks that meet the needs of the 21st century.



Commuter Delay

Reduce the amount of time workers spend traveling between home and work.



Health & Safety

Protect Austinites by lowering the risk of travel-related injury and promoting public health.



Innovation

Draw inspiration from forward-looking cities around the world, change the way we think about what's possible, and set an example for the rest of the Country.



Placemaking

Build a transportation network that encourages social interaction through quality urban design, and connects users to the many places that make Austin unique.



Sustainability

Promotes integrated designs and quality additions to the built environment while reducing impacts and promoting efficient use of public resources.

Top Priorities

From all Participants
(in-person and online)

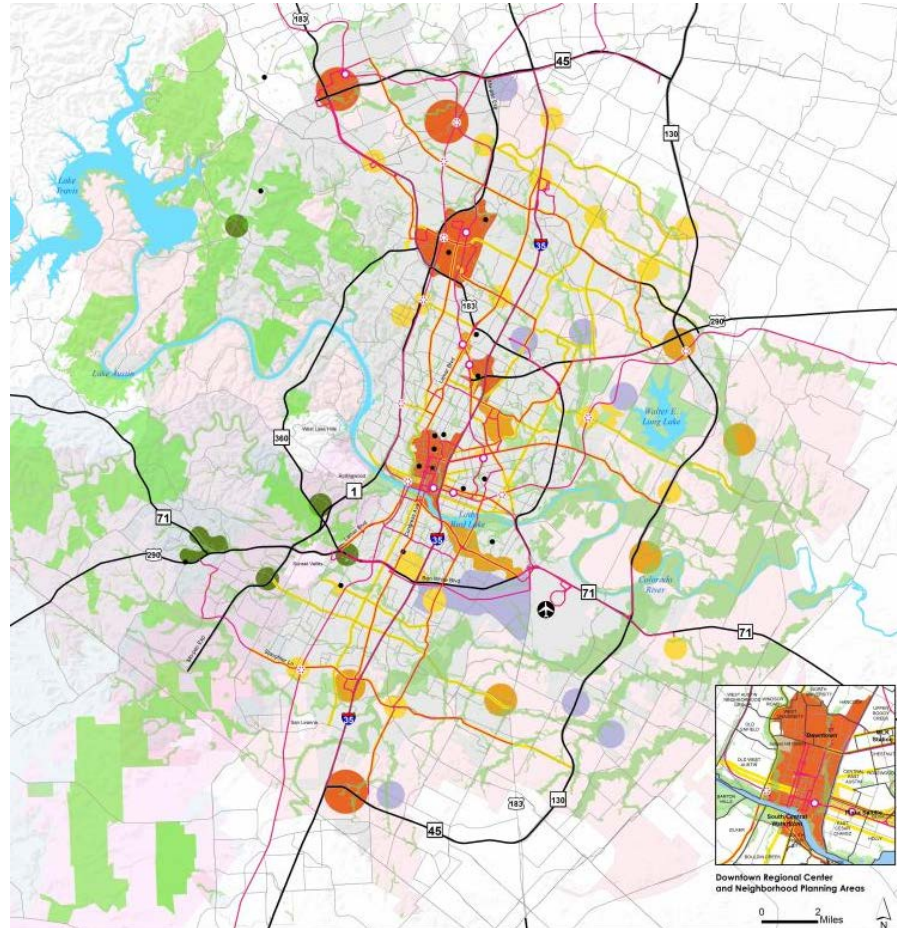
- 1 Commuter Delay
- 2 Affordability
- 3 Health and Safety
- 4 Travel Choice
- 5 Sustainability
- 6 Placemaking
- 7 Economic Prosperity
- 8 Innovation

From Underserved
Communities
(in-person and online)

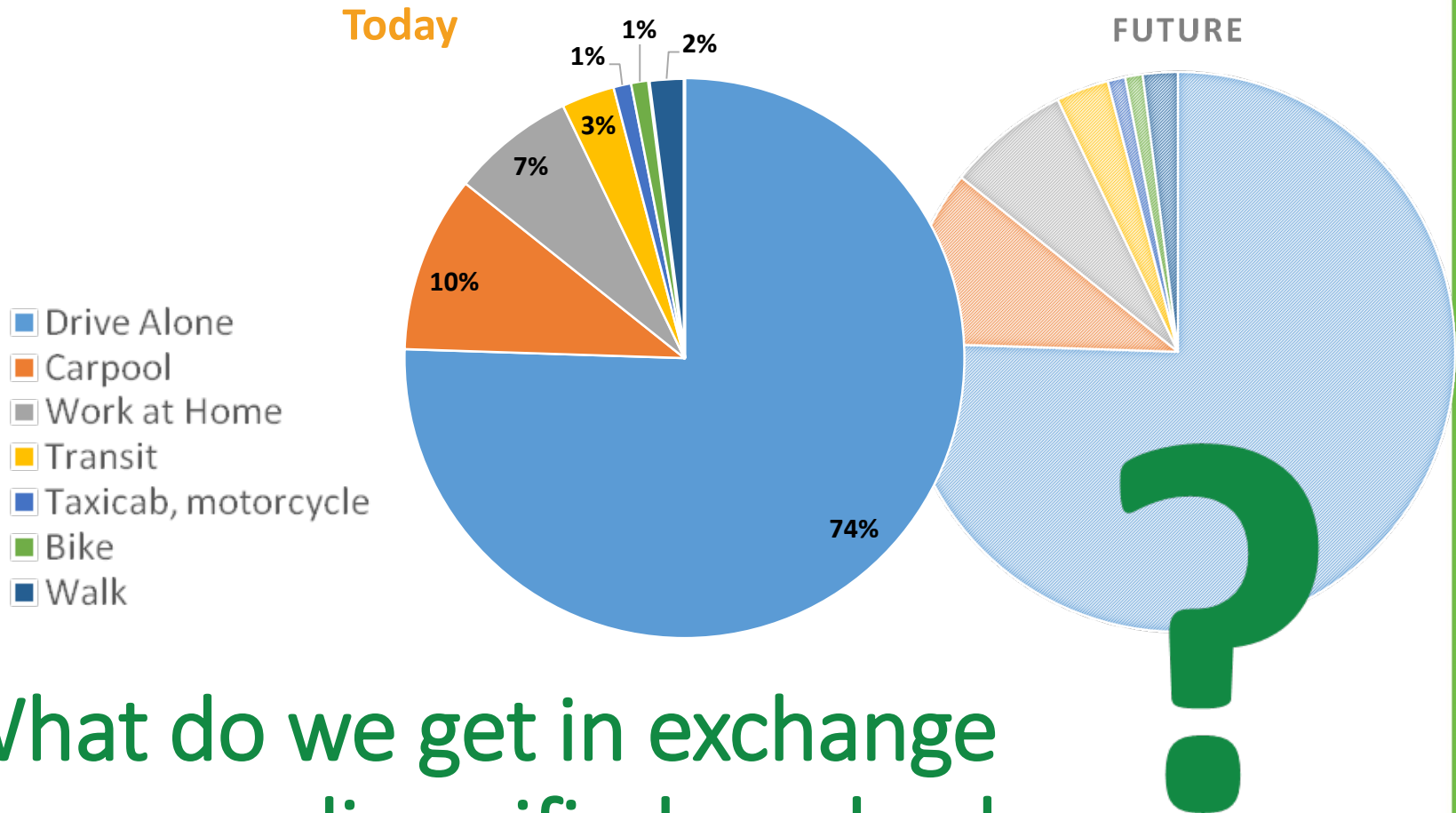
- 1 Affordability
- 2 Commuter Delay
- 3 Travel Choice
- 4 Health and Safety
- 5 Sustainability
- 6 Placemaking
- 7 Economic Prosperity
- 8 Innovation

Building our Scenarios

Learn from
Imagine Austin
Scenarios,
developing the
Mobility Vision



Motivation behind the Scenarios



What do we get in exchange
for more diversified mode-share

Austin Strategic Mobility Plan Ingredients



Scenario A emphasizes roadway projects and continues the trend of investment in public transit, bicycle, and pedestrian projects across the city.

Scenario B emphasizes a more balanced investment in roadway, public transit, bicycle, and pedestrian projects along Imagine Austin Activity Corridors and within Activity Centers.

Scenario C emphasizes investing in public transit, bicycle, and pedestrian projects along Imagine Austin Activity Corridors and within Activity Centers and fewer roadway projects.

				Scenario		
				A	B	C
Roadway		Miles of roadway projects funded by regional partners		300+	80+	50+
Transit		Transit service and dedicated space		New service with routes running in mixed traffic	New routes in partially-dedicated space; 1 corridor with dedicated space	New routes in both partially- and fully-dedicated space for the full system
Bicycle		Miles of bicycle facilities (part of the All Ages and Abilities Network)		200	300	400+
Sidewalks		Miles of sidewalks (as identified in the Sidewalk Plan)		700+	1,000+	2,000+
Urban Trails		Miles of urban trails (as identified in the Urban Trails Plan)		100+	~150	250+
Transportation Demand Management (TDM)		TDM programming investment (promoting strategies such as telecommuting and flexible schedules)		Current levels of programming	Moderate increase in programming	Significant increase in programming
Technology		Investment in Transportation Technology (e.g. signal timing or connected vehicles)		Current trends	Moderate increase in investment	Significant increase in investment

Public Engagement



Phase II Public Engagement

- Historically marginalized communities focus
 - Focus groups
 - Employer-based engagement
 - Going where community members are
- Traffic Jam – Mar. 28 (Central Library)
- [MetroQuest Survey](#)



Next Steps




Next Steps

- We want to hear from you – please help us share the online survey!

asmp.metroquest.com

- Create preferred mobility strategy
 - Staff and public review processes
 - Draft ASMP plan document
 - Winter 2018/2019: Formal Adoption Process

Get Involved!



Where are we now

2016

2017

2018

Oct Nov Dec

Jan Feb Mar Apr May Jun Jul Aug Sep Oct Nov Dec

Jan Feb Mar Apr May Jun Jul Aug Sep Oct Nov Dec

Establish
Advisory
Committee &
Public
Engagement
Plan

Phase 1
Outreach

Phase 2
Outreach

Mobility
Strategy
review

Approval
Process
starts

Project Initiation &
Phase 1 Public Outreach

Scenario
Planning/Analysis &
Phase 2 Public Outreach

Preferred
Strategy

Plan
Review
&
Adoption





Questions?



LGBTQ Quality of Life Commission

May 21, 2018

Austin Transportation Department

