



**AIRPORT ADVISORY COMMISSION  
REGULAR MEETING MINUTES  
TUESDAY, August 14, 2018**

The Airport Advisory Commission convened in a regular meeting on Tuesday, August 14, 2018, in Room 174-A of the Department of Aviation Planning & Engineering Building, 2716 Spirit of Texas Drive, in Austin, Texas.

**CALL TO ORDER**

Mike Rodriguez, Chair called the Commission Meeting to order at 5:00 p.m.

**Commission Members in Attendance:**

Mike Rodriguez, Chair  
Ernest Saulmon  
Vicky Sepulveda

Thomas Thies  
Jeremy Hendricks  
Billy Owens

**Commission Members Absent:**

Frank Maldonado  
Bradley Tegeler

John Walewski  
Michael Watry

**Aviation Staff in Attendance:**

Susana Carbajal  
Francisco Garza  
Lyn Estabrook  
Rohini Kumarage  
Ammie Calderon

David Arthur  
Dustin Miertschin  
Carlton Thomas  
Jerry Dinse  
Donnell January

**Others Present:**

Grayson Cox - KSA  
Ed Copeland - Woolpert  
Clayton Singleton - RS&H  
Broutin Sherrill - RS&H  
Dwain Brown - FNI

Allen McRee - FNI  
Carrie French - FNI  
Becky Bray - WSP  
Kimberly Petras - Atkins

**1. CITIZENS COMMUNICATIONS:**

None

## 2. APPROVAL OF MINUTES

The minutes from the meeting of July 10, 2018 were approved on Commission Member Ernest Saulmon motion, Commission Member Jeremy Hendricks second on a vote. Motion passed on a 6-0-0-5 vote. Commission Members Frank Maldonado, Bradley Tegeler, John Walewski, and Michael Watry were absent.

## 3. STAFF BRIEFING, REPORTS AND PRESENTATIONS

- a) Finance & Operations Reports for Fiscal Year 2018 to date.  
**The presentation was made by David Arthur, Assistant Director, Department of Aviation.**
- b) Planning & Engineering Capital Improvement Project Monthly Status Reports.  
**The presentation was made by Lyn Estabrook, Project Manager Supervisor, Department of Aviation.**
- c) Airport Tenant Updates.  
**The presentation was made by Francisco Garza, Department of Aviation.**
- d) Ground Transportation Staging Area (GTSA) Monthly Update.  
**The presentation was made by Carlton Thomas, Airport Landside Operations Manager, Department of Aviation.**
- e) Airport Parking Lots grace time periods.  
**The presentation was made by Jerry Dinse, Airport Parking Manager, Department of Aviation.**

## 4. FOR RECOMMENDATION

- a) Authorize award and execution of a multi-term contract with SI Mechanical, LLC, to provide plumbing preventative maintenance, parts, installation and repair services, for up to five years for a total contract amount not to exceed \$2,750,000. (Note: This solicitation was reviewed for subcontracting opportunities in accordance with City Code Chapter 2-9C Minority Owned and Women Owned Business Enterprise Procurement Program. For the goods and services required for this solicitation, there were insufficient subcontracting opportunities; therefore, no subcontracting goals were established).

A motion to approve was made by Commission Member Thomas Thies motion and Commission Member Ernest Saulmon second. Motion passed on a 6-0-0-5 vote. Commission Members Frank Maldonado, Bradley Tegeler, John Walewski, and Michael Watry were absent.

- b) Authorize negotiation and execution of a cooperative contract with NetSync Network

Solutions, for network switches and associated hardware, for a term of one year in an amount not to exceed \$1,510,325. (Note: This procurement was reviewed for subcontracting opportunities in accordance with City Code Chapter 2-9D Minority Owned and Women Owned Business Enterprise Procurement Program. For the goods and services required for this procurement, there were no subcontracting opportunities; therefore, no subcontracting goals were established).

A motion to approve was made by Commission Member Ernest Saulmon motion and Commission Member Jeremy Hendricks second. Motion passed on a 6-0-0-5 vote. Commission Members Frank Maldonado, Bradley Tegeler, John Walewski, and Michael Watry were absent.

## **5. NEW BUSINESS**

Commission Members were reminded that there will be two upcoming Terminal tours and may attend the tour that best fits their schedule.

Thursday, September 6, 2018 10:00 a.m. – 11:30 a.m.

Monday, September 10, 2018 2:00 p.m. – 3:30 p.m.

## **6. OLD BUSINESS (updates)**

Status of action items upon which the Commission has made a recommendation to Council.  
*(Please note the progress of the following items)*

Authorize negotiation and execution of a Construction Manager-at-Risk Agreement with Austin Commercial, LP, for preconstruction and construction services for the new information technology building for a total amount not to exceed \$30,000,000. **[Item went to City Council August, 9, 2018 and passed]**

Authorize negotiation and execution of a multi-term contract with Convergent Technologies, LLC, to provide maintenance and support for the airport security access control and video management system, for up to five years for a total contract amount not to exceed \$3,488,583. **[Item went to City Council August, 9, 2018 and passed]**

## **7. CONFIRM MEETING DATE AND PLACE AGENDA ITEMS FOR NEXT COMMISSION MEETING**

Special Called Meeting: August 21, 2018

Date of next meeting: September 11, 2018

**ADJOURN**



Mike Rodriguez, Chair adjourned the meeting at 5:45 p.m.

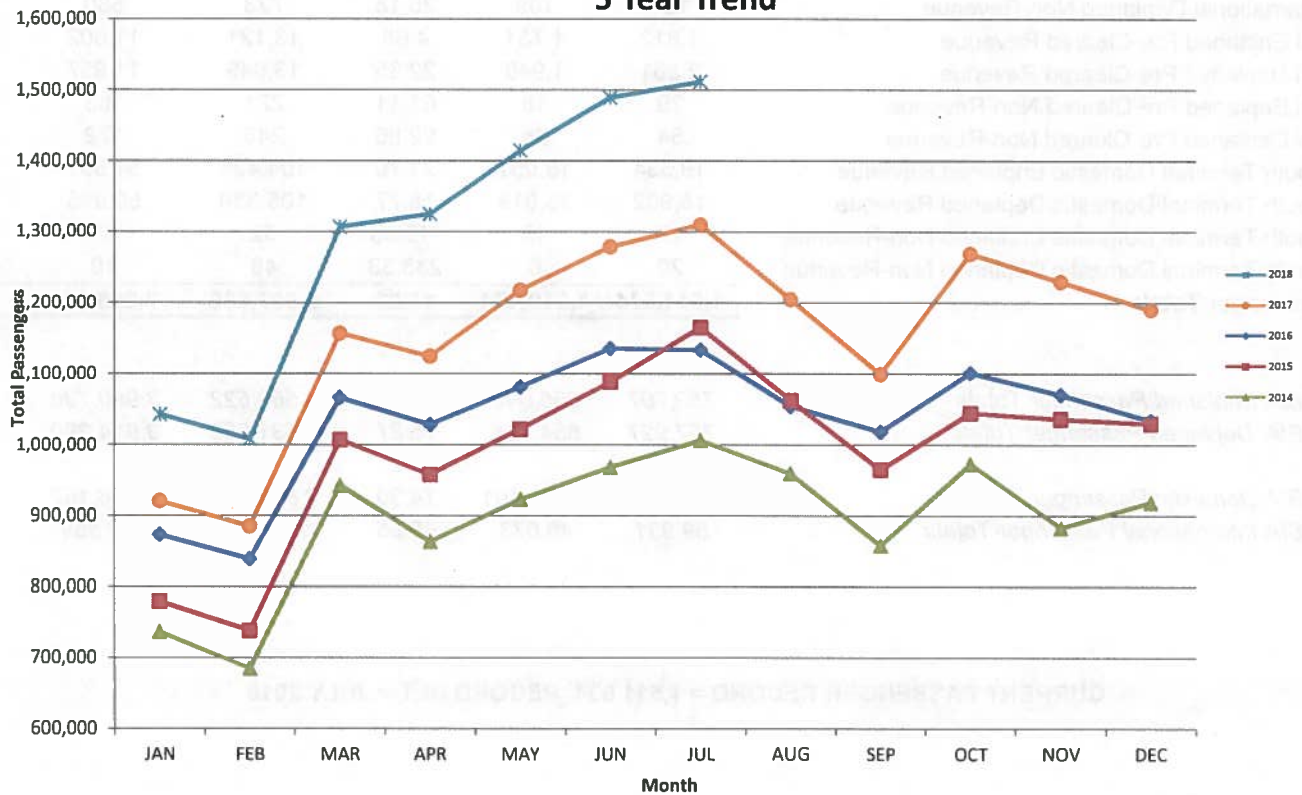
The City of Austin is committed to compliance with the Americans with Disabilities Act. Reasonable modifications and equal access to communications will be provided upon request. Meeting locations are planned with wheelchair access. If requiring Sign Language Interpreters or alternative formats, please give notice at least 2 days before the meeting date. Please call Ammie Calderon, Aviation Department, at (512) 530-6605 for additional information; TTY users route through Relay Texas at 711.

For more information on the Airport Advisory Commission, please contact Susana Carbajal at (512) 530-6364.

**The Commission may go into a closed session as permitted by the Texas Open Meetings Act, (Chapter 551 of the Texas Government Code) regarding any item on the agenda.**

DRAFT

## AUSTIN PASSENGER TRAFFIC 5 Year Trend



**Austin-Bergstrom International Airport  
Aviation Activity Report  
Calendar Year 2018 vs 2017**

**Combined Terminals**

	7/2018	7/2017	Percent Change	1/2018 - 7/2018	1/2017 - 7/2017	Percent Change
<b>ABIA</b>						
<b>Total Passenger Activity</b>						
Domestic Enplaned Revenue	687,726	603,794	13.90	4,222,692	3,729,734	13.22
Domestic Deplaned Revenue	688,887	601,796	14.47	4,190,499	3,669,448	14.20
International Enplaned Revenue	25,814	17,506	47.46	121,629	91,287	33.24
International Deplaned Revenue	29,569	18,590	59.06	121,214	90,424	34.05
Domestic Enplaned Non-Revenue	18,634	16,784	11.02	103,602	95,274	8.74
Domestic Deplaned Non-Revenue	17,983	15,736	14.28	99,341	90,724	9.50
International Enplaned Non-Revenue	141	145	-2.76	901	694	29.83
International Deplaned Non-Revenue	131	109	20.18	723	560	29.11
Intl Enplaned Pre-Cleared Revenue	1,812	1,731	4.68	13,121	11,602	13.09
Intl Deplaned Pre-Cleared Revenue	2,381	1,946	22.35	13,649	11,957	14.15
Intl Enplaned Pre-Cleared Non-Revenue	29	18	61.11	221	163	35.58
Intl Deplaned Pre-Cleared Non-Revenue	54	28	92.86	245	172	42.44
South Terminal Domestic Enplaned Revenue	19,534	16,051	21.70	104,424	51,951	101.00
South Terminal Domestic Deplaned Revenue	18,902	15,915	18.77	105,339	50,995	106.57
South Terminal Domestic Enplaned Non-Revenue	17	19	-10.53	32	31	3.23
South Terminal Domestic Deplaned Non-Revenue	20	6	233.33	48	10	380.00
<b>ABIA Passenger Totals</b>	<b>1,511,634</b>	<b>1,310,174</b>	<b>15.38</b>	<b>9,097,680</b>	<b>7,895,026</b>	<b>15.23</b>
<i>ABIA Enplaned Passenger Totals</i>	<i>753,707</i>	<i>656,048</i>	<i>14.89</i>	<i>4,566,622</i>	<i>3,980,736</i>	<i>14.72</i>
<i>ABIA Deplaned Passenger Totals</i>	<i>757,927</i>	<i>654,126</i>	<i>15.87</i>	<i>4,531,058</i>	<i>3,914,290</i>	<i>15.76</i>
<i>ABIA Domestic Passenger Totals</i>	<i>1,451,703</i>	<i>1,270,101</i>	<i>14.30</i>	<i>8,825,977</i>	<i>7,688,167</i>	<i>14.80</i>
<i>ABIA International Passenger Totals</i>	<i>59,931</i>	<i>40,073</i>	<i>49.55</i>	<i>271,703</i>	<i>206,859</i>	<i>31.35</i>

**CURRENT PASSENGER RECORD = 1,511,634 RECORD SET = JULY 2018**

**Total Aircraft Operations**

Air Carrier	12,335	11,144	10.69	77,456	71,192	8.80
Commuter & Air Taxi	1,216	1,027	18.40	9,938	8,665	14.69
Military	1,011	701	44.22	6,140	5,602	9.60
General Aviation						
Itinerant	3,864	3,789	1.98	27,588	29,141	-5.33
Local	166	364	-54.40	931	1,595	-41.63
Total G.A.	<b>4,030</b>	<b>4,153</b>	<b>-2.96</b>	<b>28,519</b>	<b>30,736</b>	<b>-7.21</b>
<b>Total Operations</b>	<b>18,592</b>	<b>17,025</b>	<b>9.20</b>	<b>122,053</b>	<b>116,195</b>	<b>5.04</b>

**Austin-Bergstrom International Airport  
Aviation Activity Report  
Calendar Year 2018 vs 2017**

**By Terminal**

	7/2018	7/2017	Percent Change	1/2018 - 7/2018	1/2017 - 7/2017	Percent Change
<b><u>Barbara Jordan Terminal (BJT)</u></b>						
<b>Passenger Activity</b>						
Domestic Enplaned Revenue	687,726	603,794	13.90	4,222,692	3,729,734	13.22
Domestic Deplaned Revenue	688,887	601,796	14.47	4,190,499	3,669,448	14.20
International Enplaned Revenue	25,814	17,506	47.46	121,629	91,287	33.24
International Deplaned Revenue	29,569	18,590	59.06	121,214	90,424	34.05
Domestic Enplaned Non-Revenue	18,634	16,784	11.02	103,602	95,274	8.74
Domestic Deplaned Non-Revenue	17,983	15,736	14.28	99,341	90,724	9.50
International Enplaned Non-Revenue	141	145	-2.76	901	694	29.83
International Deplaned Non-Revenue	131	109	20.18	723	560	29.11
Intl Enplaned Pre-Cleared Revenue	1,812	1,731	4.68	13,121	11,602	13.09
Intl Deplaned Pre-Cleared Revenue	2,381	1,946	22.35	13,649	11,957	14.15
Intl Enplaned Pre-Cleared Non-Revenue	29	18	61.11	221	163	35.58
Intl Deplaned Pre-Cleared Non-Revenue	54	28	92.86	245	172	42.44
<b>Barbara Jordan Terminal Passenger Totals</b>	<b>1,473,161</b>	<b>1,278,183</b>	<b>15.25</b>	<b>8,887,837</b>	<b>7,792,039</b>	<b>14.06</b>
<i>BJT Enplaned Passenger Totals</i>	<i>734,156</i>	<i>639,978</i>	<i>14.72</i>	<i>4,462,166</i>	<i>3,928,754</i>	<i>13.58</i>
<i>BJT Deplaned Passenger Totals</i>	<i>739,005</i>	<i>638,205</i>	<i>15.79</i>	<i>4,425,671</i>	<i>3,863,285</i>	<i>14.56</i>
<i>BJT Domestic Passenger Totals</i>	<i>1,413,230</i>	<i>1,238,110</i>	<i>14.14</i>	<i>8,616,134</i>	<i>7,585,180</i>	<i>13.59</i>
<i>BJT International Passenger Totals</i>	<i>59,931</i>	<i>40,073</i>	<i>49.55</i>	<i>271,703</i>	<i>206,859</i>	<i>31.35</i>
<b><u>South Terminal (ST)</u></b>						
<b>Passenger Activity</b>						
South Terminal Domestic Enplaned Revenue	19,534	16,051	21.70	104,424	51,951	101.00
South Terminal Domestic Deplaned Revenue	18,902	15,915	18.77	105,339	50,995	106.57
South Terminal Domestic Enplaned Non-Revenue	17	19	-10.53	32	31	3.23
South Terminal Domestic Deplaned Non-Revenue	20	6	233.33	48	10	380.00
<b>South Terminal Passenger Totals</b>	<b>38,473</b>	<b>31,991</b>	<b>20.26</b>	<b>209,843</b>	<b>102,987</b>	<b>103.76</b>
<i>ST Enplaned Passenger Totals</i>	<i>19,551</i>	<i>16,070</i>	<i>21.66</i>	<i>104,456</i>	<i>51,982</i>	<i>100.95</i>
<i>ST Deplaned Passenger Totals</i>	<i>18,922</i>	<i>15,921</i>	<i>18.85</i>	<i>105,387</i>	<i>51,005</i>	<i>106.62</i>

**Austin-Bergstrom International Airport  
Aviation Activity Report  
Calendar Year 2018 vs 2017**

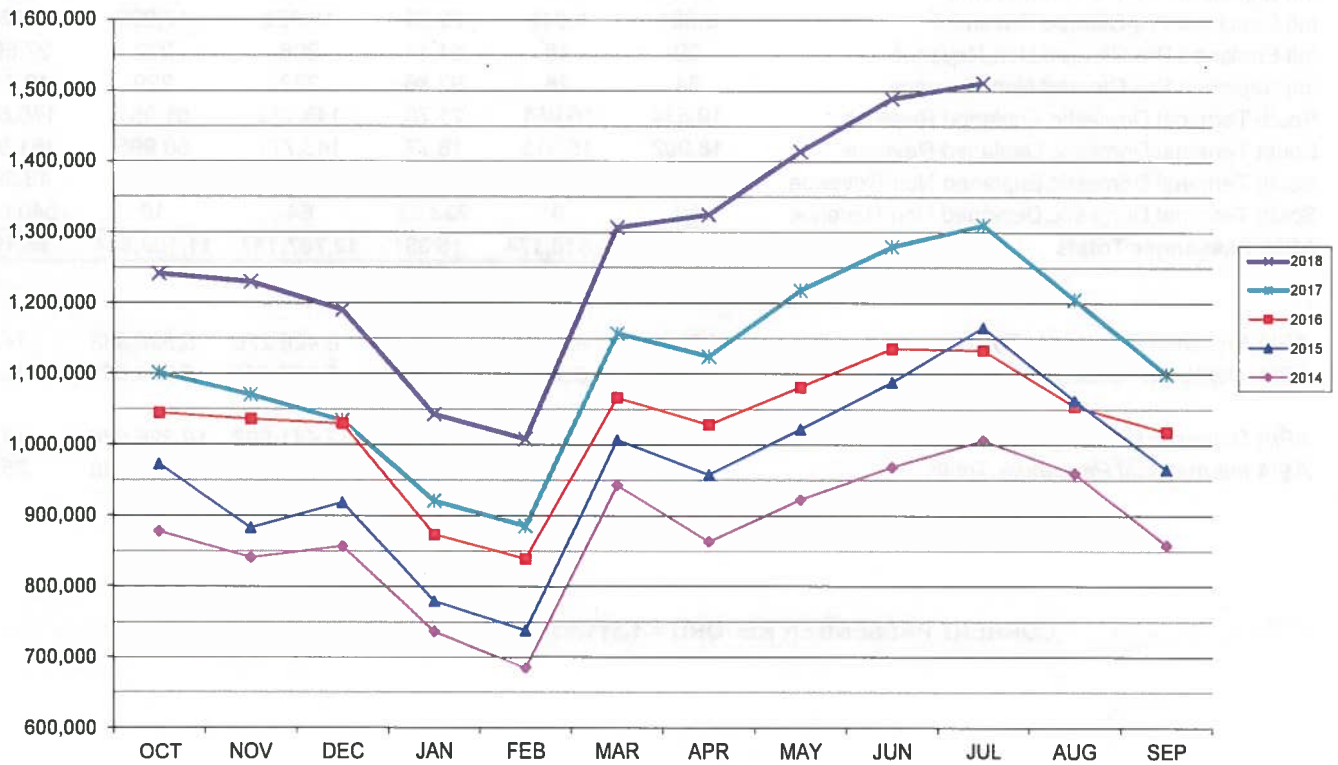
	7/2018	7/2017	Percent Change	1/2018 - 7/2018	1/2017 - 7/2017	Percent Change
<b><u>Total Cargo Activity</u></b>						
<b>Mail</b>						
Domestic Enplaned Mail	196,364	192,540	1.99	1,369,388	1,357,476	0.88
Domestic Deplaned Mail	449,402	426,948	5.26	2,916,543	2,535,986	15.01
International Enplaned Mail	0	0	0.00	0	0	0.00
International Deplaned Mail	0	0	0.00	0	2	-100.00
South Terminal-Intl Enplaned Mail	0	0	0.00	0	0	0.00
South Terminal-Intl Deplaned Mail	0	0	0.00	0	0	0.00
<b>Mail Totals</b>	<b>645,766</b>	<b>619,488</b>	<b>4.24</b>	<b>4,285,931</b>	<b>3,893,464</b>	<b>10.08</b>
<b>Cargo</b>						
Domestic Enplaned Cargo	4,591,035	4,876,493	-5.85	34,169,475	34,622,113	-1.31
Domestic Deplaned Cargo	6,424,122	6,732,747	-4.58	47,316,325	48,128,420	-1.69
International Enplaned Cargo	550,459	396,054	38.99	4,585,503	4,781,814	-4.11
International Deplaned Cargo	148,608	115,557	28.60	1,939,828	2,554,688	-24.07
South Terminal-Intl Enplaned Cargo	0	0	0.00	0	0	0.00
South Terminal-Intl Deplaned Cargo	0	0	0.00	0	0	0.00
<b>Cargo Totals</b>	<b>11,714,224</b>	<b>12,120,851</b>	<b>-3.35</b>	<b>88,011,131</b>	<b>90,087,035</b>	<b>-2.30</b>
<b>Belly Freight</b>						
Domestic Enplaned Belly Freight	303,562	283,556	7.06	2,094,543	1,893,159	10.64
Domestic Deplaned Belly Freight	487,066	488,524	-0.30	3,364,399	3,546,825	-5.14
International Enplaned Belly Freight	161,724	340,369	-52.49	1,868,264	1,616,154	15.60
International Deplaned Belly Freight	611,843	756,384	-19.11	4,043,560	4,909,895	-17.64
South Terminal-Intl Enplaned Belly Freight	0	0	0.00	0	0	0.00
South Terminal-Intl Deplaned Belly Freight	0	0	0.00	0	0	0.00
<b>Belly Freight Totals</b>	<b>1,564,195</b>	<b>1,868,833</b>	<b>-16.30</b>	<b>11,370,766</b>	<b>11,966,033</b>	<b>-4.97</b>
<b>Cargo Totals (Mail, Cargo, Belly Freight)</b>	<b>13,924,185</b>	<b>14,609,172</b>	<b>-4.69</b>	<b>103,667,828</b>	<b>105,946,532</b>	<b>-2.15</b>
<i>Enplaned Cargo Totals</i>	<i>5,803,144</i>	<i>6,089,012</i>	<i>-4.69</i>	<i>44,087,173</i>	<i>44,270,716</i>	<i>-0.41</i>
<i>Deplaned Cargo Totals</i>	<i>8,121,041</i>	<i>8,520,160</i>	<i>-4.68</i>	<i>59,580,655</i>	<i>61,675,816</i>	<i>-3.40</i>
<i>Domestic Cargo Totals</i>	<i>12,451,551</i>	<i>13,000,808</i>	<i>-4.22</i>	<i>91,230,673</i>	<i>92,083,979</i>	<i>-0.93</i>
<i>International Cargo Totals</i>	<i>1,472,634</i>	<i>1,608,364</i>	<i>-8.44</i>	<i>12,437,155</i>	<i>13,862,553</i>	<i>-10.28</i>

**CURRENT CARGO RECORD = 40,215,518**

**RECORD SET = MARCH 2001**



**AUSTIN PASSENGER TRAFFIC  
5 Year Trend**



**Austin-Bergstrom International Airport  
Aviation Activity Report  
Fiscal Year 2018 vs 2017**

**Combined Terminals**

	07/2018	07/2017	Percent Change	10/2017 - 07/2018	10/2016 - 07/2017	Percent Change
<b>ABIA</b>						
<b>Total Passenger Activity</b>						
Domestic Enplaned Revenue	687,726	603,794	13.90	5,966,084	5,280,037	12.99
Domestic Deplaned Revenue	688,887	601,796	14.47	5,907,227	5,195,303	13.70
International Enplaned Revenue	25,814	17,506	47.46	153,189	119,425	28.27
International Deplaned Revenue	29,569	18,590	59.06	151,646	117,909	28.61
Domestic Enplaned Non-Revenue	18,634	16,784	11.02	143,342	126,890	12.97
Domestic Deplaned Non-Revenue	17,983	15,736	14.28	137,536	121,467	13.23
International Enplaned Non-Revenue	141	145	-2.76	1,195	897	33.22
International Deplaned Non-Revenue	131	109	20.18	973	749	29.91
Intl Enplaned Pre-Cleared Revenue	1,812	1,731	4.68	18,392	16,920	8.70
Intl Deplaned Pre-Cleared Revenue	2,381	1,946	22.35	19,322	17,899	7.95
Intl Enplaned Pre-Cleared Non-Revenue	29	18	61.11	296	232	27.59
Intl Deplaned Pre-Cleared Non-Revenue	54	28	92.86	322	229	40.61
South Terminal Domestic Enplaned Revenue	19,534	16,051	21.70	143,732	51,951	176.67
South Terminal Domestic Deplaned Revenue	18,902	15,915	18.77	143,771	50,995	181.93
South Terminal Domestic Enplaned Non-Revenue	17	19	-10.53	46	31	48.39
South Terminal Domestic Deplaned Non-Revenue	20	6	233.33	64	10	540.00
<b>ABIA Passenger Totals</b>	<b>1,511,634</b>	<b>1,310,174</b>	<b>15.38</b>	<b>12,787,137</b>	<b>11,100,944</b>	<b>15.19</b>
<i>ABIA Enplaned Passenger Totals</i>	<i>753,707</i>	<i>656,048</i>	<i>14.89</i>	<i>6,426,276</i>	<i>5,596,383</i>	<i>14.83</i>
<i>ABIA Deplaned Passenger Totals</i>	<i>757,927</i>	<i>654,126</i>	<i>15.87</i>	<i>6,360,861</i>	<i>5,504,561</i>	<i>15.56</i>
<i>ABIA Domestic Passenger Totals</i>	<i>1,451,703</i>	<i>1,270,101</i>	<i>14.30</i>	<i>12,441,802</i>	<i>10,826,684</i>	<i>14.92</i>
<i>ABIA International Passenger Totals</i>	<i>59,931</i>	<i>40,073</i>	<i>49.55</i>	<i>345,335</i>	<i>274,260</i>	<i>25.92</i>

**CURRENT PASSENGER RECORD = 1,511,634 RECORD SET = July 2018**

**Total Aircraft Operations**

Air Carrier	12,335	11,144	10.69	109,132	99,669	9.49
Commuter & Air Taxi	1,216	1,027	18.40	14,258	12,832	11.11
Military	1,011	701	44.22	8,184	7,857	4.16
General Aviation						
Itinerant	3,864	3,789	1.98	39,549	42,201	-6.28
Local	166	364	-54.40	1,309	2,345	-44.18
Total G.A.	4,030	4,153	-2.96	40,858	44,546	-8.28
<b>Total Operations</b>	<b>18,592</b>	<b>17,025</b>	<b>9.20</b>	<b>172,432</b>	<b>164,904</b>	<b>4.57</b>

**Austin-Bergstrom International Airport  
Aviation Activity Report  
Fiscal Year 2018 vs 2017**

**By Terminal**

	07/2018	07/2017	Percent Change	10/2017 - 07/2018	10/2016 - 07/2017	Percent Change
<b><u>Barbara Jordan Terminal (BJT)</u></b>						
<b>Passenger Activity</b>						
Domestic Enplaned Revenue	687,726	603,794	13.90	5,966,084	5,280,037	12.99
Domestic Deplaned Revenue	688,887	601,796	14.47	5,907,227	5,195,303	13.70
International Enplaned Revenue	25,814	17,506	47.46	153,189	119,425	28.27
International Deplaned Revenue	29,569	18,590	59.06	151,646	117,909	28.61
Domestic Enplaned Non-Revenue	18,634	16,784	11.02	143,342	126,890	12.97
Domestic Deplaned Non-Revenue	17,983	15,736	14.28	137,536	121,467	13.23
International Enplaned Non-Revenue	141	145	-2.76	1,195	897	33.22
International Deplaned Non-Revenue	131	109	20.18	973	749	29.91
Intl Enplaned Pre-Cleared Revenue	1,812	1,731	4.68	18,392	16,920	8.70
Intl Deplaned Pre-Cleared Revenue	2,381	1,946	22.35	19,322	17,899	7.95
Intl Enplaned Pre-Cleared Non-Revenue	29	18	61.11	296	232	27.59
Intl Deplaned Pre-Cleared Non-Revenue	54	28	92.86	322	229	40.61
<b>Barbara Jordan Terminal Passenger Totals</b>	<b>1,473,161</b>	<b>1,278,183</b>	<b>15.25</b>	<b>12,499,524</b>	<b>10,997,957</b>	<b>13.65</b>
<i>BJT Enplaned Passenger Totals</i>	<i>734,156</i>	<i>639,978</i>	<i>14.72</i>	<i>6,282,498</i>	<i>5,544,401</i>	<i>13.31</i>
<i>BJT Deplaned Passenger Totals</i>	<i>739,005</i>	<i>638,205</i>	<i>15.79</i>	<i>6,217,026</i>	<i>5,453,556</i>	<i>14.00</i>
<i>BJT Domestic Passenger Totals</i>	<i>1,413,230</i>	<i>1,238,110</i>	<i>14.14</i>	<i>12,154,189</i>	<i>10,723,697</i>	<i>13.34</i>
<i>BJT International Passenger Totals</i>	<i>59,931</i>	<i>40,073</i>	<i>49.55</i>	<i>345,335</i>	<i>274,260</i>	<i>25.92</i>
<b><u>South Terminal (ST)</u></b>						
<b>Passenger Activity</b>						
South Terminal Domestic Enplaned Revenue	19,534	16,051	21.70	143,732	51,951	176.67
South Terminal Domestic Deplaned Revenue	18,902	15,915	18.77	143,771	50,995	181.93
South Terminal Domestic Enplaned Non-Revenue	17	19	-10.53	46	31	48.39
South Terminal Domestic Deplaned Non-Revenue	20	6	233.33	64	10	540.00
<b>South Terminal Passenger Totals</b>	<b>38,473</b>	<b>31,991</b>	<b>20.26</b>	<b>287,613</b>	<b>102,987</b>	<b>179.27</b>
<i>ST Enplaned Passenger Totals</i>	<i>19,551</i>	<i>16,070</i>	<i>21.66</i>	<i>143,778</i>	<i>51,982</i>	<i>176.59</i>
<i>ST Deplaned Passenger Totals</i>	<i>18,922</i>	<i>15,921</i>	<i>18.85</i>	<i>143,835</i>	<i>51,005</i>	<i>182.00</i>

**Austin-Bergstrom International Airport**  
**Aviation Activity Report**  
**Fiscal Year 2018 vs 2017**

	07/2018	07/2017	Percent Change	10/2017 - 07/2018	10/2016 - 07/2017	Percent Change
<b><u>Total Cargo Activity</u></b>						
<b>Mail</b>						
Domestic Enplaned Mail	196,364	192,540	1.99	1,973,077	1,885,902	4.62
Domestic Deplaned Mail	449,402	426,948	5.26	4,265,424	3,528,190	20.90
International Enplaned Mail	0	0	0.00	0	0	0.00
International Deplaned Mail	0	0	0.00	0	2	-100.00
South Terminal-Intl Enplaned Mail	0	0	0.00	0	0	0.00
South Terminal-Intl Deplaned Mail	0	0	0.00	0	0	0.00
<b>Mail Totals</b>	<b>645,766</b>	<b>619,488</b>	<b>4.24</b>	<b>6,238,501</b>	<b>5,414,094</b>	<b>15.23</b>
<b>Cargo</b>						
Domestic Enplaned Cargo	4,591,035	4,876,493	-5.85	48,838,606	50,869,847	-3.99
Domestic Deplaned Cargo	6,424,122	6,732,747	-4.58	68,877,475	70,329,759	-2.06
International Enplaned Cargo	550,459	396,054	38.99	7,902,812	7,424,640	6.44
International Deplaned Cargo	148,608	115,557	28.60	3,474,203	3,704,603	-6.22
South Terminal-Intl Enplaned Cargo	0	0	0.00	0	0	0.00
South Terminal-Intl Deplaned Cargo	0	0	0.00	0	0	0.00
<b>Cargo Totals</b>	<b>11,714,224</b>	<b>12,120,851</b>	<b>-3.35</b>	<b>129,093,096</b>	<b>132,328,849</b>	<b>-2.45</b>
<b>Belly Freight</b>						
Domestic Enplaned Belly Freight	303,562	283,556	7.06	3,029,140	2,662,125	13.79
Domestic Deplaned Belly Freight	487,066	488,524	-0.30	4,841,712	4,865,491	-0.49
International Enplaned Belly Freight	161,724	340,369	-52.49	3,191,410	2,016,176	58.29
International Deplaned Belly Freight	611,843	756,384	-19.11	6,426,418	7,181,043	-10.51
South Terminal-Intl Enplaned Belly Frt	0	0	0.00	0	0	0.00
South Terminal-Intl Deplaned Belly Frt	0	0	0.00	0	0	0.00
<b>Belly Freight Totals</b>	<b>1,564,195</b>	<b>1,868,833</b>	<b>-16.30</b>	<b>17,488,680</b>	<b>16,724,835</b>	<b>4.57</b>
<b>Cargo Totals (Mail, Cargo, Belly Freight)</b>	<b>13,924,185</b>	<b>14,609,172</b>	<b>-4.69</b>	<b>152,820,277</b>	<b>154,467,778</b>	<b>-1.07</b>
<i>Enplaned Cargo Totals</i>	<i>5,803,144</i>	<i>6,089,012</i>	<i>-4.69</i>	<i>64,935,045</i>	<i>64,858,690</i>	<i>0.12</i>
<i>Deplaned Cargo Totals</i>	<i>8,121,041</i>	<i>8,520,160</i>	<i>-4.68</i>	<i>87,885,232</i>	<i>89,609,088</i>	<i>-1.92</i>
<i>Domestic Cargo Totals</i>	<i>12,451,551</i>	<i>13,000,808</i>	<i>-4.22</i>	<i>131,825,434</i>	<i>134,141,316</i>	<i>-1.73</i>
<i>International Cargo Totals</i>	<i>1,472,634</i>	<i>1,608,364</i>	<i>-8.44</i>	<i>20,994,843</i>	<i>20,326,464</i>	<i>3.29</i>

CURRENT CARGO RECORD = 40,215,518

RECORD SET = MARCH 2001



Austin-Bergstrom  
International Airport  
**Airport Advisory Commission**  
**Monthly CIP Report**



#### 5415.066 Records Management Implementation

Implement the records management plan for the planning and engineering division

<u>Staff</u>		<u>Phase</u>		<u>Budget</u>	
Project Manager	BlueBird, Jessica	Current Phase	Construction Phase	Budget	\$800,000
Project Coordinator	Reinhardt, Mark	Phase End Date	9/30/2019	Construction	\$-00
Staff Assigned	Grisham, Jeremy	Construction	9/30/2019	Cost	
Sponsor Contact		End Date	12:00:00 AM		

Status as of: 8/7/2018

Currently waiting for an amendment to Task 1 (large format) before ARC can continue indexing and delivering the scanned images; 42% of scanned images have been approved. Task 2 (small format) is being drafted; review of boxes in preparation of Task 2 scanning is in progress.



#### 5415.101 Terminal Beam Rehabilitation

Beam delaminations were noted in the terminal and noted as safety hazards. Emergency work was done to shore up the beams and this project is to implement the final solution.

<u>Staff</u>		<u>Phase</u>		<u>Budget</u>	
Project Manager	Kumarage, Rohini	Current Phase	Construction Phase	Budget	\$100,000
Project Coordinator		Phase End Date	9/30/2018	Construction	\$100,000
Staff Assigned		Construction	9/30/2018	Cost	
Sponsor Contact		End Date	12:00:00 AM		

Status as of: 9/4/2018

Completed permitting. A Kick off meeting will be scheduled with the contractor.



### 5415.110 Terminal Structural Columns Fireproofing Improvements

Fireproofing and safety upgrades / repairs to terminal building.

<u>Staff</u>		<u>Phase</u>		<u>Budget</u>	
Project Manager	Mendoza, Paul	Current Phase	Design Phase	Budget	\$2,000,000
Project Coordinator		Phase End Date	3/30/2019	Construction	\$1,500,000
Staff Assigned	Beeson, Barbara	Construction	7/30/2020	Cost	
Sponsor Contact	Robinson, Mike	End Date	12:00:00 AM		

Status as of: 8/2/2018

Project Manger resigned affective 7/27/2018. Reassigning to internal staff. Consultant is working on a proposal.




### 5415.112 Terminal Centralized Baggage Handling System

A new Baggage handling that is one centralized system. To increase capacity to meet future demands.

<u>Staff</u>		<u>Phase</u>		<u>Budget</u>	
Project Manager	Kumarage, Rohini	Current Phase	Design Phase	Budget	\$94,000,000
Project Coordinator		Phase End Date	10/1/2019	Construction	\$75,000,000
Staff Assigned		Construction	9/30/2021	Cost	
Sponsor Contact		End Date	12:00:00 AM		

Status as of: 9/4/2018

Finalizing to issue NTP



#### 5415.114 Central Warehouse and Cross Dock Facility Feasibility

Receive material on the landside (non-secure) area of the Airport and deliver material on the airside (secure) area of the Airport.

##### Staff

Project Manager Kumarage, Rohini  
Project Coordinator  
Staff Assigned  
Sponsor Contact

##### Phase

Current Phase  
Phase End Date  
Construction 9/30/2020  
End Date 12:00:00 AM

##### Budget

Budget \$150,000  
Construction Cost \$-00

Status as of: 9/4/2018

The study is complete



#### 5415.118 Terminal Hydronic Hot Water Pipe Improvements

Terminal Hydronic Hot Water Pipe Improvements

##### Staff

Project Manager Kumarage, Rohini  
Project Coordinator Beeson, Barbara  
Staff Assigned  
Sponsor Contact

##### Phase

Current Phase  
Phase End Date  
Construction 9/30/2018  
End Date 12:00:00 AM

##### Budget

Budget \$2,000,000  
Construction Cost \$1,900,000

Status as of: 9/4/2018

On progress. Will complete ahead of schedule



### 5415.119 Checkpoint One Remodel

An additional two lanes will be added to Checkpoint One in the Terminal East Infill

#### Staff

Project Manager Kumarage, Rohini  
Project Coordinator  
Staff Assigned  
Sponsor Contact

#### Phase

Current Phase  
Phase End Date  
Construction  
End Date

#### Budget

Budget  
Construction  
Cost

Status as of: 9/4/2018

The consultant is exploring options



### 5702.008 Environmental Management System

Design, plan, code and implement a computer program capable of combining all of the environmental, conservation, storm water drainage, etc, airport programs into a GIS management software program. System should be compatible with existing software.

#### Staff

Project Manager Carpenter, Kane  
Project Coordinator  
Staff Assigned  
Sponsor Contact

#### Phase

Current Phase  
Phase End Date  
Construction  
End Date

#### Budget

Budget  
Construction  
Cost

\$600,000

\$-00

Status as of: 9/4/2018

Open projects: On-site alternative energy evaluations (solar); Terminal grease trap management plan; Airport storm water support services (modeling, permitting, etc.); Airport carbon management audit services; Completed projects to be closed: ABIA Utility Management Program; General NEPA services; Environmental Records Management Services; and Helicopter noise evaluations.




## 5702.011 Stormwater Drainage Improvements

Renovations to Outfall 16 and various other locations.

<u>Staff</u>		<u>Phase</u>		<u>Budget</u>	
Project Manager	Vonstein, Alison	Current Phase	Construction Phase	Budget	\$4,178,247
Project Coordinator	Stefanelli, Carrieann	Phase End Date	10/3/2018	Construction	\$2,616,508
Staff Assigned	Stefanelli, Carrieann	Construction	10/3/2018	Cost	
Sponsor Contact		End Date	12:00:00 AM		

Status as of: 8/31/2018

Change Order No. 5 has been executed and modifications to pump at site 5 are ready for review by Dept. of Aviation and Public Works. Some of the close out documents have been submitted.



## 6000.116 Airport Pavement Management Evaluation

Project will support pavement management program to ensure safety and longevity of the asset that was funded in part by FAA grant money.

<u>Staff</u>		<u>Phase</u>		<u>Budget</u>	
Project Manager	Pirtle, Robert	Current Phase		Budget	\$757,000
Project Coordinator	Gregson, Gary	Phase End Date		Construction	\$750,000
Staff Assigned		Construction	0.000	Cost	
Sponsor Contact		End Date			

Status as of: 8/27/2018

Meeting held on 8/22 to discuss collector devices and path forward. IPads that RS&H purchased are not compatible with ABIA system, so DoA will not be invoiced for them. DoA Information Systems (IS) likely to purchase devices (likely Dell laptops) to act as collectors. IS will determine if Bluetooth connectivity can be utilized for data uploads from GPS devices, as well as the ability of Planning & Engineering and others to utilize ArcGIS software on workstations.





#### 6000.119 Loading Bridge Mounted Ground Power Unit Replacements

Replace 14 Ground Power Units (GPUs) convert and supply a fixed 400 Hz output for aircraft parked at the terminal gates. The units are designed for mounting under the passenger loading bridge to provide a simple cost effective point-of-use location

<u>Staff</u>		<u>Phase</u>		<u>Budget</u>	
Project Manager	Stalder, Ricky	Current Phase	Construction Phase	Budget	\$920,000
Project Coordinator		Phase End Date	5/6/2019	Construction	\$ -00
Staff Assigned		Construction	5/6/2019	Cost	
Sponsor Contact		End Date	12:00:00 AM		

Status as of: 9/4/2018

Still waiting for the arrival of the GPU. Waiting on a delivery date to be issued.



#### 6000.120 Airfield Electrical and Pavement Improvements

Improvements to airfield lighting, signage and pavement to increase circuit reliability and pavement condition to FAA Standards. Also includes work to update runway markings and signage for a shift in magnetic variance

<u>Staff</u>		<u>Phase</u>		<u>Budget</u>	
Project Manager	Donovan, Murtha	Current Phase	Design Phase	Budget	\$11,370,000
Project Coordinator	Brunjes-Brandt, Ellen	Phase End Date	3/31/2019	Construction	\$9,509,772
Staff Assigned	Stalder, Ricky	Construction	7/30/2020	Cost	
Sponsor Contact		End Date	12:00:00 AM		

Status as of: 9/4/2018

A pavement inspection plan has been coordinated with airside operations and pavement inspections are scheduled for September 17th through September 28th.




#### 6000.120 Airfield Electrical and Pavement Improvements

Improvements to airfield lighting, signage and pavement to increase circuit reliability and pavement condition to FAA Standards. Also includes work to update runway markings and signage for a shift in magnetic variance

<u>Staff</u>		<u>Phase</u>		<u>Budget</u>	
Project Manager	Donovan, Murtha	Current Phase	Design Phase	Budget	\$11,370,000
Project Coordinator	Cobos, Alfredo	Phase End Date	3/31/2019	Construction Cost	\$9,509,772
Staff Assigned	Stalder, Ricky	Construction End Date	7/30/2020 12:00:00 AM		
Sponsor Contact					

**Status as of:** 9/4/2018

A pavement inspection plan has been coordinated with airside operations and pavement inspections are scheduled for September 17th through September 28th.



#### 6000.122 Replace Failed Back-up Generator

Replace the existing back-up generator at the airfield lighting vault that has failed and cannot be repaired as parts are no longer available. \_x000D\_

<u>Staff</u>		<u>Phase</u>		<u>Budget</u>	
Project Manager	Ibarra, Jose	Current Phase	Construction Phase	Budget	\$350,000
Project Coordinator	Stalder, Ricky	Phase End Date	12/31/2018	Construction Cost	\$296,500
Staff Assigned		Construction End Date	12/31/2018 12:00:00 AM		
Sponsor Contact					

**Status as of:** 8/30/2018

The Contractor continues working to complete the Generator installation. The new Generator has been installed, along with the new ductwork and the new exhaust piping. The Fire Inspection passed and the fuel tank was filled up for testing. On 8/22/18, a Commissioning and Training session was held at the lighting vault. The Pay Application No.3 was submitted. The project team is reviewing it.



**6000.124 Midfield Access Road**

Provide vehicular traffic access via an east/west midfield access road. Construction of asphalt roadway from east service road to maintenance ramp.

<u>Staff</u>		<u>Phase</u>	<u>Budget</u>	
Project Manager	Henson, Torrey	Current Phase	Budget	\$600,000
Project Coordinator		Phase End Date	Construction	\$600,000
Staff Assigned		Construction	Cost	
Sponsor Contact	Carter, Christopher I	End Date	3/4/2019	12:00:00 AM

Status as of: 9/4/2018

NTP, was approved consultant ready to begin surveying the area to begin development of design. They will be utilizing DOA surveying rotation list. Once approved by CCO will schedule meeting with KSA and survey contractor do discuss scope.

**6000.125 Maintenance Ramp Light Replacement**

To remove and replace Maintenance Ramp stadium lighting with LED lights and new poles.

<u>Staff</u>		<u>Phase</u>	<u>Budget</u>	
Project Manager	Bauermeister, Karla	Current Phase	Budget	\$900,000
Project Coordinator		Phase End Date	Construction	\$900,000
Staff Assigned		Construction	Cost	
Sponsor Contact		End Date	9/30/2018	12:00:00 AM

Status as of: 9/5/2018

Waiting to hear back from Guerra



### 6000.126 Airfield Sign Panel Replacement

Replacement of sign panels on airfield every 5 years

<u>Staff</u>		<u>Phase</u>		<u>Budget</u>	
Project Manager	Henson, Torrey	Current Phase	Construction Phase	Budget	\$250,000
Project Coordinator		Phase End Date	10/1/2018	Construction	\$250,000
Staff Assigned		Construction	10/1/2018	Cost	
Sponsor Contact	Carter, Christopher I	End Date	12:00:00 AM		

Status as of: 9/4/2018

DOA Building maintenance electrician to provide panels that will need to be replaced first. Once received will contact new airfield lighting contract to order supplies.




### 6001.084 ABIA Bldg 6005 Improvements-Phase II (Planning & Engineering Building)

Renovations for building 6005 ((Planning & Engineering Building))

<u>Staff</u>		<u>Phase</u>		<u>Budget</u>	
Project Manager	Pirtle, Robert	Current Phase	Construction Phase	Budget	\$3,452,000
Project Coordinator	Mercado, Robert	Phase End Date	9/28/2018	Construction	\$2,578,000
Staff Assigned		Construction	11/10/2018	Cost	
Sponsor Contact		End Date	12:00:00 AM		

Status as of: 9/4/2018

Furniture design layout and procurement.



### 6001.093 Elevator Refurbishment Re-bid

Refurbish passenger elevators at the parking garage, freight elevators and terminal.

<u>Staff</u>		<u>Phase</u>	<u>Budget</u>	
Project Manager	Kumarage, Rohini	Current Phase	Budget	\$4,600,000
Project Coordinator	Stalder, Ricky	Phase End Date	Construction	\$4,600,000
Staff Assigned		Construction	Cost	
Sponsor Contact		End Date		

Status as of: 9/4/2018

Warranty period



### 6001.095 Upper Level Embankment Inspections and Repairs

Repair sides of mechanically stabilized earthen (MSE) embankments leading to the upper level roadway at the Austin-Bergstrom International Airport terminal building, that are showing signs of buckling and cracking on the side panels.

<u>Staff</u>		<u>Phase</u>		<u>Budget</u>	
Project Manager	Vonstein, Alison	Current Phase	Construction Phase	Budget	\$5,527,978
Project Coordinator	Kumarage, Rohini	Phase End Date	4/8/2019	Construction	\$4,150,329
Staff Assigned		Construction	4/8/2019	Cost	
Sponsor Contact	Harbinson, Shane	End Date	12:00:00 AM		

Status as of: 8/31/2018

Dept. of Aviation project management transferred to Rohini Kumarage 8/2/2018. A synopsis of project status was emailed to Rohini 8/7/2018 along with the 90% project plans for the proposed roadway work. A meeting was scheduled for 8/10/2018 but Rohini said she was not available and would reschedule it.





### 6001.102 ABIA Campus HVAC Improvements

Upgrade the Parking Operations Building, Information Systems Building, and Learning Resource Center mechanical systems.

<u>Staff</u>		<u>Phase</u>		<u>Budget</u>	
Project Manager	Noriega, Michelle	Current Phase	Bid/Award/Execution Pha	Budget	\$3,300,000
Project Coordinator	Mercado, Robert	Phase End Date	12/10/2018	Construction	\$1,923,669
Staff Assigned		Construction	8/26/2019	Cost	
Sponsor Contact		End Date	12:00:00 AM		

**Status as of:** 8/31/2018

Four bids were received on 8-23-2018. Bids are currently in review.



### 6001.104 New Information Technology Building

Design of new IT building to support and meet the expanding business demands of Department of Aviation customers.

<u>Staff</u>		<u>Phase</u>		<u>Budget</u>	
Project Manager	Taylor, David	Current Phase	Design Phase	Budget	\$30,000,000
Project Coordinator	Mercado, Robert	Phase End Date	6/28/2019	Construction	\$22,000,000
Staff Assigned		Construction	2/26/2021	Cost	
Sponsor Contact	Moheet, Michelle	End Date	12:00:00 AM		

**Status as of:** 8/31/2018

The consultant contract with Page is being executed and an initial project meeting will be held early in September. Consultant will begin with programming confirmation and schematic design efforts. The recommended Construction manager at Risk, Austin Commercial has been approved by Council. A kick-off meeting for pre-construction services is scheduled for 9/10.



### 6001.107 Landside Roadway and Pedestrian Improvements Phase 2

Continue pedestrian/bicycle path extension from previous installation. Connection from Hilton Hotel to lot J. Improve current bus shelters at the airport. Safety-related improvements to passenger crosswalks adjacent to the terminal frontage.

<u>Staff</u>		<u>Phase</u>		<u>Budget</u>	
Project Manager	Smythe-Macaulay, David	Current Phase	Construction Phase	Budget	\$2,050,026
Project Coordinator	Henson, Torrey	Phase End Date	6/30/2019	Construction	\$1,472,671
Staff Assigned		Construction	6/30/2019	Cost	
Sponsor Contact	Harbinson, Shane	End Date	12:00:00 AM		

**Status as of:** 8/31/2018

The pre-construction conference was held on August 7, 2018. The Notice-to-Proceed (NTP) for construction activity was issued on August 27 with activity beginning on that day. The civil engineer is reviewing the construction submittals to allow construction of sidewalks to start the 2nd week of September. The Contractor is performing the work in two phases. Phase 1 includes Rental Car Road and Spirit of Texas Drive, while Phase 2 includes Hotel Drive and Presidential Blvd. The Contractor is currently staking out the alignment of the sidewalk, resolving utility conflicts, and preparing erosion controls. Torrey Henson has been assigned as the new Aviation Project Manager.



### 6001.112 Campus Signage Improvements

Add several campus monument signage, include solar-powered lighting for recently installed signage.

<u>Staff</u>		<u>Phase</u>		<u>Budget</u>	
Project Manager	Vonstein, Alison	Current Phase	Post-Construction Phase	Budget	\$529,000
Project Coordinator	Henson, Torrey	Phase End Date	9/25/2019	Construction	\$264,354
Staff Assigned		Construction	9/2/2018	Cost	
Sponsor Contact		End Date	12:00:00 AM		

**Status as of:** 8/31/2018

Contractor is completing the installation.



#### 6001.114 Parking Garage & Admin Building - West Lot A - Design & Construction

Design and construction of a new parking garage and administrative building on West Lot A to accommodate growing passenger demand for parking close to the terminal and office space for staff.

<u>Staff</u>		<u>Phase</u>		<u>Budget</u>	
Project Manager	Jones, Burton	Current Phase	Construction Phase	Budget	\$262,000,000
Project Coordinator	Mercado, Robert	Phase End Date	8/30/2019	Construction Cost	\$238,100,000
Staff Assigned		Construction	8/30/2019		
Sponsor Contact		End Date	12:00:00 AM		

**Status as of:** 8/6/2018

Construction on the new Parking Garage and Administration Building is actively underway with scheduled completion of the Garage by April 1, 2019. Substantial Completion of the lower two levels of the garage is anticipated in mid-November 2018. Completion of the Administration Building is scheduled for September 2019.



#### 6001.117 Consolidated Maintenance Facility

Design and build new combined maintenance facility to support the functions of multiple DOA divisions: building/airline/field maintenance, MaxAdmin, & trade shops. Also included will be housing for specialized Part 139 equipment, motor pool, & APD.

<u>Staff</u>		<u>Phase</u>		<u>Budget</u>	
Project Manager	Taylor, David	Current Phase	Design Phase	Budget	\$79,000,000
Project Coordinator	Smythe-Macaulay, David	Phase End Date	9/28/2018	Construction Cost	\$60,615,000
Staff Assigned	Estabrook, Lyn	Construction	10/12/2020		
Sponsor Contact	Mercado, Robert	End Date	12:00:00 AM		

**Status as of:** 9/4/2018

95% responses have been returned to QMD and Commissioning issues have been resolved. Bid documents should be cleared by mid-September with first advertisement currently scheduled by October 1. A few outstanding issues remain on the building permit but these should not delay bidding.



#### 6001.118 Environmental and Sustainability Management FY2016

Provides funding necessary to support/improve the Airport's sustainable initiatives and regulatory compliance programs.

<u>Staff</u>		<u>Phase</u>	<u>Budget</u>	
Project Manager	Carpenter, Kane	Current Phase	Budget	\$600,000
Project Coordinator	Estabrook, Lyn	Phase End Date	Construction	\$600,000
Staff Assigned		Construction	Cost	
Sponsor Contact	Stefanelli, Carrieann	End Date	9/30/2019	
			12:00:00 AM	

Status as of: 9/4/2018

Open projects: On-going storm water management support services (modeling, permitting, floodplain evaluations, etc.)



#### 6001.124 Spirit of Texas Drive Rehabilitation

Spirit of Texas asphalt pavement is failing and the intersection at Hotel Drive is hazardous.

<u>Staff</u>		<u>Phase</u>	<u>Budget</u>	
Project Manager	Lopez, Tony	Current Phase	Preliminary Phase	Budget
Project Coordinator	Henson, Torrey	Phase End Date	9/21/2018	\$1,280,000
Staff Assigned		Construction	8/14/2020	Construction
Sponsor Contact		End Date	12:00:00 AM	Cost
				\$1,100,000

Status as of: 8/30/2018

Consultant submitted an RFC to add a sub for traffic counting and will require a supplemental amendment to add the scope for that and another sub to the master agreement. This will need to be executed before they can continue with that specific scope.




### 6001.126 Austin Bergstrom Landhost Enterprises Atrium Project

Mold remediation and HVAC system replacement

<u>Staff</u>		<u>Phase</u>		<u>Budget</u>	
Project Manager	Avila, Ben	Current Phase	Construction Phase	Budget	\$3,000,000
Project Coordinator	Estabrook, Lyn	Phase End Date	9/30/2018	Construction	\$3,000,000
Staff Assigned		Construction	9/30/2018	Cost	
Sponsor Contact		End Date	12:00:00 AM		

Status as of: 9/4/2018

Project work is completed. Project contract Substantial Completion date and start of Warranty Period is July 27 2018. Project contract is in CLOSE-OUT stage. Close-Out documents submitted by the contractor for Owner review and acceptance. Expect Final Payment to occur in OCT-2018.



### 6001.127 ABIA Landside Parking Lots Lighting

Landside parking lots lighting

<u>Staff</u>		<u>Phase</u>		<u>Budget</u>	
Project Manager	Jones, Burton	Current Phase		Budget	\$700,000
Project Coordinator	Mercado, Robert	Phase End Date		Construction	\$600,000
Staff Assigned	Stalder, Ricky	Construction	11/30/2019	Cost	
Sponsor Contact		End Date	12:00:00 AM		

Status as of: 8/7/2018

The scope of this project has been incorporated into 6001.114 and will be accomplished when the garage is complete in April 2019 and the economy lots can be closed for renovation. The documents for the light replacement are currently being finalized for pricing. The goal will be to complete the parking lot renovation including lights by November 2019.






### 6001.128 Planning And Engineering HVAC And Office Space

Planning and engineering HVAC And office space renovation

<u>Staff</u>		<u>Phase</u>		<u>Budget</u>	
Project Manager	Taylor, David	Current Phase	Design Phase	Budget	\$2,800,000
Project Coordinator	Mercado, Robert	Phase End Date	3/30/2019	Construction	\$2,100,000
Staff Assigned		Construction	4/30/2020	Cost	
Sponsor Contact		End Date	12:00:00 AM		

Status as of: 9/4/2018

New ABIA PM assigned; needs to confirm scope. Project management and consultant meetings to start in September.



### 6001.132 Third Floor Parking Garage Canopies

Investigate and repair cracks in the main steel support at the tall canopy and third floor parking canopies and gutter system.

<u>Staff</u>		<u>Phase</u>		<u>Budget</u>	
Project Manager	Pirtle, Robert	Current Phase		Budget	\$500,000
Project Coordinator	Henson, Torrey	Phase End Date		Construction	\$500,000
Staff Assigned		Construction	9/30/2018	Cost	
Sponsor Contact		End Date	12:00:00 AM		

Status as of: 8/1/2018

Awaiting final confirmation, of inspection. Once confirmed we can begin project closeout.



### 6001.134 Tracon Building Stormwater Improvements

#### TRACON Building Stormwater Improvements

<u>Staff</u>		<u>Phase</u>		<u>Budget</u>	
Project Manager	Vonstein, Alison	Current Phase	Construction Phase	Budget	\$3,750,000
Project Coordinator	Henson, Torrey	Phase End Date	3/16/2019	Construction	\$2,281,180
Staff Assigned		Construction	3/16/2019	Cost	
Sponsor Contact		End Date	12:00:00 AM		

**Status as of:** 8/31/2018

Notice to Proceed issued 7/11/2018. Submittal process is about 50% complete. Contractor started digging the week of August 27. Schedule calls for Phase I and Phase II (Milestone #1) to be completed by 11/17/2018. Change order #1 is being processed for use of flowable fill at part of the trench under the ARFF drive lanes, hydro-vacuum method to locate existing utilities and repair of a water line that was not on the plans or identified by One-Call.



### 6001.135 Connectivity Pedestrian Path - Segment 5

Continue pedestrian/bicycle path extension from previous installation. New pathway from intersection of Freight Lane and Spirit of Texas Drive to Cargo Lane to Freight Lane and includes Rental Car Lane.

<u>Staff</u>		<u>Phase</u>		<u>Budget</u>	
Project Manager	Henson, Torrey	Current Phase		Budget	\$1,500,000
Project Coordinator		Phase End Date		Construction	\$1,500,000
Staff Assigned		Construction	9/30/2019	Cost	
Sponsor Contact	Harbinson, Shane	End Date	12:00:00 AM		

**Status as of:** 9/4/2018

Awaiting additional funding for project plan on reaching out to CCO to see if enough funding is available to start pre-design of project.



### 6001.137 Emma Browning Road Reconstruction

Partial full depth reconstruction and overlay on roadway.

<u>Staff</u>		<u>Phase</u>		<u>Budget</u>	
Project Manager	Henson, Torrey	Current Phase	Design Phase	Budget	\$600,000
Project Coordinator		Phase End Date	9/24/2018	Construction	\$450,000
Staff Assigned		Construction	2/4/2019	Cost	
Sponsor Contact	Carter, Christopher I	End Date	12:00:00 AM		

Status as of: 9/4/2018

Still working to create paving contract with CCO.



### 7863.006 Airport Master Plan Update

New airport master plan to provide guidance document for the next 20 year development horizon.

<u>Staff</u>		<u>Phase</u>		<u>Budget</u>	
Project Manager	Williams, Jennifer	Current Phase		Budget	\$4,000,000
Project Coordinator	Mercado, Robert	Phase End Date		Construction	\$-00
Staff Assigned	Mercer, Joseph	Construction	9/30/2018	Cost	
Sponsor Contact	Harbinson, Shane	End Date	12:00:00 AM		

Status as of: 9/4/2018

Team is working on materials for the final public meeting on Sept. 26th. Yard signs and terminal signage will be placed first week of Sept. as well as letters/emails to property owners. Finalized the Safety Risk report with FAA approval. Working on RCA and executive summary to finalize Master Plan by Sept. 24th.



## 11222.001 Apron Expansion

This project will create additional space for both passengers and aircraft, utilizing the terminal concourse and aircraft parking at the terminal gates to accommodate increased airline and passenger traffic.

<u>Staff</u>		<u>Phase</u>	<u>Budget</u>	
Project Manager	Pirtle, Robert	Current Phase	Budget	\$377,644,012
Project Coordinator	Brunjes-Brandt, Ellen	Phase End Date	Construction Cost	\$305,970,766
Staff Assigned	Smith, Connie	Construction End Date	7/15/2019	12:00:00 AM
Sponsor Contact				

### Status as of: 9/4/2018

GMP-1 New De-Icing Facility: Remedial work continues on various components of the new facility resulting from design flaws and existing conditions not considered during the design phase. Every effort is being made by the Construction Management team to make all necessary repairs prior to the start of de-icing season. Bids for sealing of box culvert joints that transfer water from the apron to the de-icing facility will be received on Friday, September 7th. GMP-2 Apron Expansion Part 1: Good progress is being made on completion of the first of two phased areas for expanding the existing apron and RON spaces. The same construction team working on the GMP-2 Apron Expansion will be transitioning over to the Part 2 apron expansion work area in a few months, under the final GMP-4. GMP-3 Terminal Expansion: The Terminal Expansion component of the project is about 65% complete. The building envelope and veneer is close to being finished. Interior space finish-out is roughly 50% complete, except for the vendor spaces and the airline club, none of which have begun construction. The current estimate is for the Construction Manager to achieve Substantial Completion of the facility, except for the south boarding gates, in mid-January 2019, with the remaining gates expected to open in April, 2019. GMP-4: Apron Expansion Part 2: The approval of GMP-4 is expected to be complete, and work commencing on the site by mid-September.



**Terminal/Apron Expansion  
& Improvements**



Austin-Bergstrom  
International Airport

**BUSINESS DEVELOPMENT AND TENANT MANAGEMENT**  
Austin Airport Advisory Commission Report  
September 11, 2018

**Tenant Updates and Business Development Events**

1. On August 13, Frontier Airlines inaugurated new nonstop service between Austin-Bergstrom International Airport and Louisville, Kentucky. The new nonstop service between Austin (AUS) and the Louisville International Airport (SDF) operates on Mondays and Fridays. Scheduled flights depart AUS at 12:50 p.m. and arrive at Louisville International Airport at 4:02 p.m. Returning flights depart SDF at 4:54 p.m. and arrive at AUS at 6:05 p.m.
2. On August 14, Frontier Airlines inaugurated new nonstop service between Austin-Bergstrom International Airport and Orange County, California. This addition brings Frontier nonstop service to 31 destinations from Austin. The new nonstop service between Austin (AUS) and Orange County (SNA), California's John Wayne Airport will operate three times a week on Tuesdays, Thursdays and Sundays. Flights are scheduled to depart AUS at 5:28 p.m. and arrive at John Wayne Airport (SNA) at 6:23 p.m. Return flights depart SNA at 11:48 a.m. and arrive at AUS at 4:38 p.m.
3. On January 18, 2018, VIA Airlines, Inc. (VIA) commenced operations at Austin-Bergstrom International Airport's South Terminal. Since commencement of operations, VIA has steadily increased the number of destinations served from Austin and through the end of September, including seasonal services, will serve 8 destinations from AUS. Options from Austin include Amarillo (AMA), Baton Rouge, Louisiana (BTR), Tulsa, Oklahoma (TUL), Little Rock, Arkansas (LIT), Oklahoma City (OKC), Tucson, Arizona (TUS), seasonal service to Branson, Missouri (BKG) and winter seasonal flights to Steamboat Springs / Hayden, Colorado (HDN). VIA's flights out of Austin are operated by 50-seat Embraer ERJ-145s. The airport has seen both positive and negative comments regarding the carrier, with those comments primarily made through social media. The airport actively monitors all complaints submitted by the public regarding our tenants, including airlines, and works with them to ensure a prompt and thorough response.

**Posting Language**

Authorize negotiation and execution of an amendment to the professional services agreement with KSA Engineers, Inc; Reynolds, Smith, and Hills, Inc; and Atkins North America, Inc for the 2015 ABIA Architectural and Engineering Services RL in the amount of \$3,000,000 for a total contract amount not to exceed \$13,500,000 divided among the three firms.

[This amendment will be awarded in compliance with City Code 2-9B (Minority Owned and Women Owned Business Enterprise Procurement Program). Current participation to date is 21.77% MBE and 8.78% WBE.]

**Lead Department**

Capital Contracting Office

**Managing Department(s)**

Capital Contracting Office

**Fiscal Note**

Funding is available in the Capital and/or Operating and Maintenance Budgets of the Aviation Department.

**Purchasing Language:**

Original contract was awarded through a qualifications-based selection process.

**Prior Council Action:**

September 25, 2014 – Council approved a professional services agreement with KSA Engineers, Inc; Reynolds, Smith, and Hills, Inc; and Atkins North America, Inc for the 2015 ABIA Architectural and Engineering Services RL.

**For More Information:**

Inquiries should be directed to the City Manager's Agenda Office, at 512-974-2991 or AgendaOffice@austintexas.gov.

NOTE: Respondents to this solicitation, and their representatives, shall direct inquiries to Rolando Fernandez, 512-974-7749, Beverly Mendez, 512-974-3596, or the Project Manager, Robert Mercado, 512-530-2515.

**Council Committee, Boards and Commission Action:**

To be reviewed by the Austin Airport Advisory Commission on September 11, 2018.

September 9, 2014 – Approved by the Airport Advisory Commission on a 4-1-2 vote with Commissioner Murphy recused and commissioners D'Ann Johnson and George Farris absent.

**Additional Backup Information:**

The 2015 Austin-Bergstrom International Airport Architectural and Engineering Services Rotation List currently provides professional architectural and engineering services to the City of Austin's Aviation Department in support of project needs. Work assignments are typically associated with airport building



and/or structural additions or modifications, civil or utility projects, and/or other airport-oriented specialty work. Specific task assignments include scoping, investigation, design, estimating, construction oversight, sustainability, and/or other functions as required to meet project requirements.

Austin-Bergstrom International Airport has a backlog of Capital Improvement Program projects and other developments to be assigned in the coming months that will encumber the remaining authority left on the current rotation list, but will not be enough to handle all of the anticipated projects. These projects include general aviation, planning and studies, maintenance projects as well as utility and storm water upgrades. Austin-Bergstrom International Airport continues to work with the Capital Contracting Office to create a new Aviation Architectural and Engineering Rotation List to replace the current one, however this additional authority will mitigate risk against any delays on upcoming critical projects.

This amendment is pending review by the City's Change Control Committee. The Change Control Committee was established to comply with Council Resolution No. 20120126-048, which required the establishment of consistent criteria and process to evaluate contractual changes for all contracts administered by the Capital Contracting Office. The Change Control Committee is comprised of management-level subject matter experts.

KSA Engineers, Inc. is located in Austin, TX.

Reynolds, Smith and Hills, Inc. is located in Austin, TX.

Atkins North America, Inc. is located in Austin, TX.

**Posting Language**

Authorize negotiation and execution of an agreement between the City of Austin and the U.S. Customs and Border Protection for data, information technology, and electrical equipment and installation required for the performance of the Federal Inspections Services facility at Austin-Bergstrom International Airport in the amount of \$70,968.58, plus a contingency of \$10,000, for a total contract amount not to exceed \$80,968.58.

**Lead Department**

Aviation

**Amount and Source of Funding**

Funding is available in the Fiscal Year 2018 Capital or Operating IT Budget of the Aviation Department.

**Fiscal Note**

A fiscal note is attached.

**Prior Council Action:**

Click or tap here to enter text.

**For More Information:**

Shane Harbinson, Assistant Director of Aviation, (512) 530-6652.

**Council Committee, Boards and Commission Action:**

September 11, 2018 – To be reviewed by Airport Advisory Commission.

**Additional Backup Information:**

This agreement is between the City of Austin Department of Aviation (Aviation) and U.S. Customs and Border Protection (CBP) for costs related to providing the necessary data, technology, and electrical equipment and installation required for the performance of the Federal Inspections Services (FIS) facility at Austin-Bergstrom International Airport (Airport). The equipment is needed to support the new international gates that are currently being constructed at the Airport as part of the terminal 9 gate expansion project.

CBP information is Sensitive Security Information under federal law; therefore, CBP is responsible for ordering and installing the required data, technology, and electrical equipment and connecting this equipment from the Airport's FIS to the CBP National Data Center.

**Posting Language**

Authorize negotiation and execution of a contract with Transnorm System Inc., for Transnorm baggage handling system conveyor parts and maintenance training, for a term of five years in an amount not to exceed \$2,225,000.

(Note: Sole source contracts are exempt from the City Code Chapter 2-9D Minority Owned and Women Owned Business Enterprise Procurement Program; therefore, no subcontracting goals were established).

**Lead Department**

Purchasing Office.

**Client Department(s)**

Aviation.

**Fiscal Note**

Funding in the amount of \$445,000 is available in the Fiscal Year 2018-2019 Operating Budget of Aviation. Funding for the remaining contract term is contingent upon available funding in future budgets.

**Purchasing Language:**

Sole Source.

**Prior Council Action:****For More Information:**

Inquiries should be directed to the City Manager's Agenda Office, at 512-974-2991 or [AgendaOffice@austintexas.gov](mailto:AgendaOffice@austintexas.gov) or to the buyer, Marian Moore, at 512-974-2062 or [Marian.Moore@austintexas.gov](mailto:Marian.Moore@austintexas.gov).

**Council Committee, Boards and Commission Action:**

September 11, 2018 – To be reviewed by the Airport Advisory Commission.

**Additional Backup Information:**

The contract is for Transnorm baggage handling system parts for maintenance, maintenance training, and any repairs needed for unscheduled conveyor system failures. Austin-Bergstrom International Airport currently has a Siemens baggage conveyor system for processing and screening passenger checked luggage prior to loading on outbound aircraft and for delivering passenger luggage from inbound flights. The Siemens system incorporates 135 Transnorm power-turn conveyor sections. These sections aid passenger luggage screening operations at critical points in the baggage handling system where turns are needed to provide a smooth transition of baggage throughout the entire conveyor system.

Transnorm System Inc. is the original equipment manufacturer for the power-turn conveyor sections of the baggage handling system. Transnorm replacement parts include the belts, drive and tail rollers and maintenance training for these sections of the baggage handling system are only available through Transnorm System Inc.

The current contract expires October 18, 2018. Authorization amounts for this contract are based on departmental estimates and historical spending including an anticipated increase due to the airport expansion and anticipated upgrades.