



## Water & Wastewater Commission Review and Recommendation

<b>Commission Meeting Date:</b>	September 12, 2018
<b>Council Meeting Date:</b>	September 20, 2018
<b>Department:</b>	Capital Contracting Office
<b>Client:</b>	Joe Hoepken, Matt Cullen, and Chris Chen
<b>Agenda Item</b>	
Authorize negotiation and execution of a professional services agreement with <b>Black &amp; Veatch Corporation</b> (staff recommendation) or one of the other qualified responders for Request for Qualifications Solicitation No. CLMP245 to provide engineering services for the McNeil Road Water Transmission Main in amount not to exceed \$3,800,000. (District 6)	
<b>Amount and Source of Funding</b>	
Funding is available in the Fiscal Year 2018-2019 Capital Budget of Austin Water.	
<b>Purchasing Language:</b>	Staff recommendation is the most qualified firm out of five firms evaluated through the City's qualification-based selection process.
<b>Prior Council Action:</b>	N/A
<b>Boards and Commission Action:</b>	September 12, 2018- To be reviewed by the Water and Wastewater Commission.
<b>MBE/WBE:</b>	This contract will be awarded in compliance with City Code Chapter 2-9B (Minority Owned and Women Owned Business Enterprise Procurement Program) by meeting the goals with 18.00% MBE and 22.00% WBE participation.

Austin Water intends to design and construct the 72-inch diameter McNeil Transmission Main from the existing Jollyville Reservoir to the intersection of McNeil Road and Parmer Lane to eliminate a distribution system bottleneck and move water from the Berl L. Handcox, Sr. Water Treatment Plant to the Martin Hill Reservoir, which serves as terminal storage for the zone and supplies water to the Howard Lane pump station facility.

The selected firm will perform and complete a Preliminary Engineering Report (PER) recommending improvements. With the City's approval on the PER, the selected firm will then proceed with design and bidding phases services for the proposed improvements to meet the project objectives. Additional fee for the construction and warranty phase services may be required after the final design is completed and construction bids have been received.

This authorization provides for funding of the above listed services. This request allows for the development of an agreement with the qualified responder that Council selects. If the City is unsuccessful in negotiating a satisfactory agreement with the selected responder, negotiations will cease with that provider. Staff will return to Council so that Council may select another qualified responder and authorize contract negotiations with that provider.

The McNeil Transmission Main Project is located in the City of Austin's District 6 and is managed by the Public Works Department.

**TOP RANKED FIRM:** Black & Veatch Corporation is located in Austin, Texas

**SECOND RANKED FIRM:** BGE, Inc. is located in Austin, Texas

#### **M/WBE Summary**

Participation subgoals stated in the solicitation were 1.90% African American; 9.00% Hispanic; 4.90% Native Asian; 15.80% WBE. The recommended firm provided a MBE/WBE Compliance Plan that met the goals of the solicitation and was approved by the Small and Minority Business Resources Department. The alternate firm provided a MBE/WBE Compliance Plan that met the goals of the solicitation and was approved by the Small and Minority Business Resources Department.

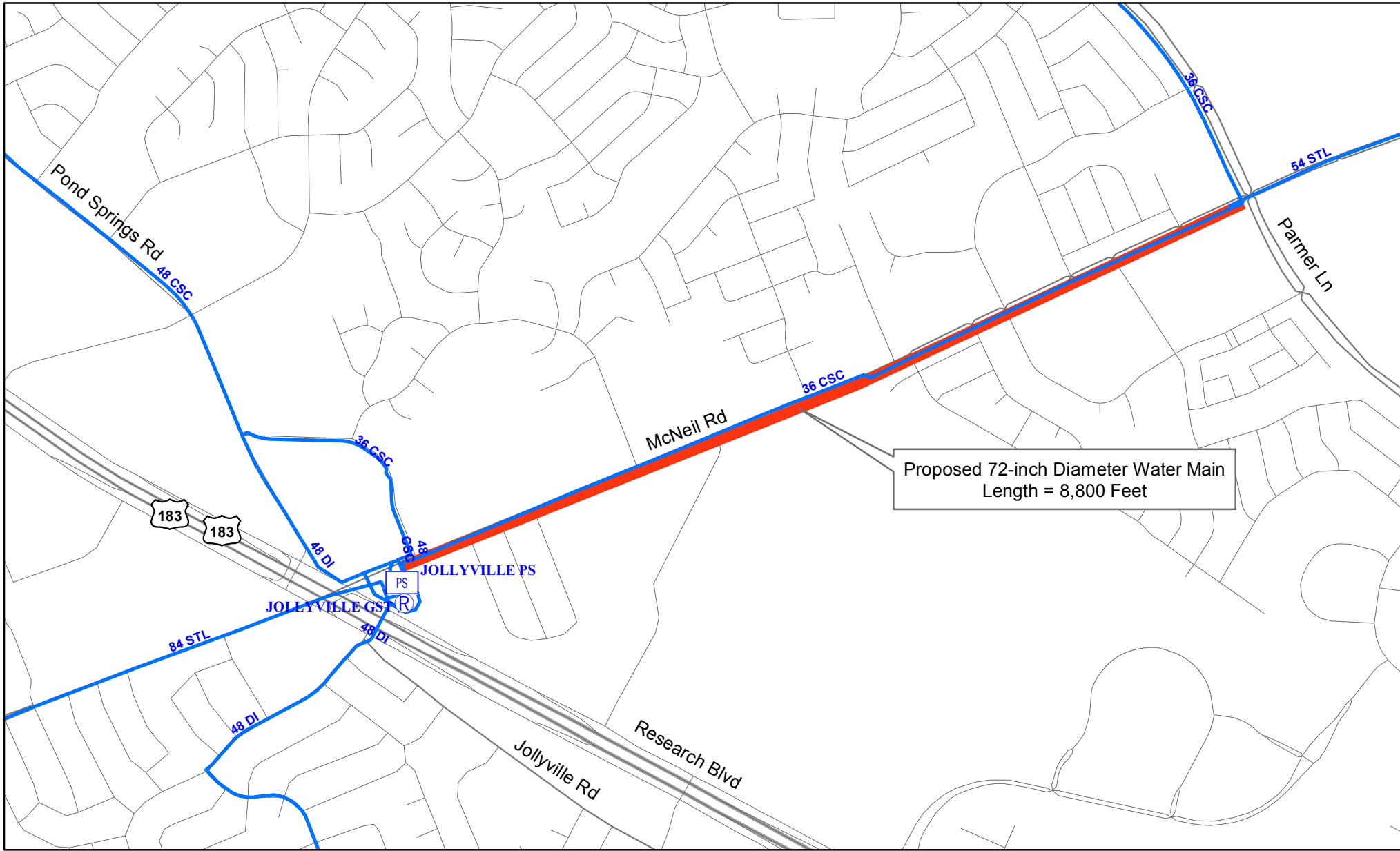
Public notice was given for this solicitation CLMP245 McNeil Rd. Water Transmission Main, through the City's Vendor Connection web portal. Five firms submitted qualifications statements and submittals were opened on June 7, 2018. Of the five of submittals received none of the firms submitting were certified MBE/WBE.





**RECOMMENDED FIRM:** BLACK & VEATCH CORPORATION, Austin, TX – Total Participation:

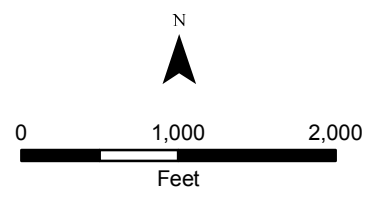
<b><u>NON M/WBE TOTAL – PRIME</u></b>	<b><u>59.00%</u></b>
Black & Veatch Corporation, Austin, TX	59.00%
<b><u>MBE TOTAL – SUBCONSULTANTS</u></b>	<b><u>18.00%</u></b>

<u>African American Subtotal</u>	<u>2.00%</u>
(MB) HVJ Associates, Inc., Austin, TX (traffic & transportation engineering)	2.00%
<u>Hispanic Subtotal</u>	<u>10.00%</u>
(MH) Davcar, Inc., Austin, TX (civil engineering, drainage engineering)	4.00%
(MH) Garcia Design, Inc., Austin, TX (landscape architecture)	2.00%
(MH) Jose I. Guerra, Inc., Austin, TX (structural engineering)	3.00%
(MH) The Rios Group, Fort Worth, TX (utility locator service)	1.00%
<u>Native/Asian Subtotal</u>	<u>6.00%</u>
(MA) CAS Consulting & Services, Inc., Austin, TX (civil engineering, cost estimating, water distribution engineering)	6.00%
<u>WBE TOTAL – SUBCONSULTANTS</u>	<u>22.00%</u>
(FW) Baer Engineering & Environmental Consulting, Inc., Austin, TX (environmental engineering & inspection, permitting services)	4.50%
(FW) Hicks & Company Environmental/Archaeological Consultants, Austin, TX (environmental impact studies, environmental permitting)	4.00%
(FW) Holt Engineering, Inc., Austin, TX (geotechnical engineering)	6.50%
(FW) MWM Design Group, Inc., Austin, TX (civil engineering, surveying services)	6.50%
(FW) Rifeline, Austin, TX (communication, public relations consulting)	0.50%
<u>NON M/WBE TOTAL – SUBCONSULTANTS</u>	<u>1.00%</u>
Zara Environmental, Manchaca, TX (environmental impact studies)	1.00%
<b><u>SECOND RANKED FIRM:</u></b> BGE, Inc., Austin, TX – Total Participation:	
<u>NON M/WBE TOTAL – PRIME</u>	<u>50.50%</u>
BGE, Inc., Austin, TX	50.50%
<u>MBE TOTAL – SUBCONSULTANTS</u>	<u>17.90%</u>
<u>African American Subtotal</u>	<u>1.90%</u>
(MB) HVJ Associates, Inc., Austin, TX (traffic & transportation engineering)	1.90%
<u>Hispanic Subtotal</u>	<u>9.00%</u>
(MH) Arias & Associates, Inc., Austin, TX (geotechnical soils)	5.00%
(FH) The Rios Group, Inc., Round Rock, TX (utility locator service underground)	2.00%
(MH) V&A Consulting Engineering, Inc., Oakland, CA (corrosion control, cathodic protection)	2.00%
<u>Native/Asian Subtotal</u>	<u>7.00%</u>
(MA) CAS Consulting & Services, Inc., Austin, TX (management construction)	5.00%
(MA) Encotech Engineering Consultants, Inc., Austin, TX (structural engineering)	2.00%

<b>WBE TOTAL – SUBCONSULTANTS</b>	<b>15.80%</b>
(FW) Baer Engineering & Environmental Consulting, Inc., Austin, TX (permitting services, environmental engineering)	5.80%
(FW) MWM Design Group, Inc., Austin, TX (landscape architecture, surveying services)	10.00%
<b>NON M/WBE TOTAL – SUBCONSULTANTS</b>	<b>15.80%</b>
Intera, Inc., Austin, TX (geological engineering)	2.00%
Parsons Water & Infrastructure Inc., Austin, TX (geotechnical soils, tunnels & subway/engineering)	10.00%
Zara Environmental LLC, Manchaca, TX (impact studies, environmental)	3.80%



-  Pump Station
-  Reservoir
-  Existing Water Main
-  Proposed 72-inch Diameter Water Main



City of Austin  
Austin Water 

August, 2018

# McNeil TM

Produced by GIS Services

This product is for informational purposes and may not have been prepared for or be suitable for legal, engineering, or surveying purposes. It does not represent an on-the-ground survey and represents only the approximate relative location of property boundaries. This product has been produced by Austin Water for the sole purpose of geographic reference. No warranty is made by the City of Austin regarding specific accuracy or completeness.

Capital Contracting Office  
Evaluation of Consultant Qualifications

**COMPOSITE  
EVALUATION MATRIX**

**Received:** June 7, 2018

**Project:** CLMP245, McNeil Rd. Water Transmission Main

**Project Manager:** Eric Bailey

Firm (or Joint Venture)	Item 1	Item 2	Item 3a	Item 3b	Item 4			Item 5	Item 6	Item 7	Item 8			
	[Yes or No]	[Yes or No]	[10]	[20]	[20]			[15]	[15]	[10]	[10]	[100]	RANK	
	MBE/WBE Procurement Program	Turned in all Required Documents	Team's Structure	Team's Project Approach	Project Manager Project Professional and Project Principal Experience			Prime Firm's Comparable Project Experience	Major Scopes of Work Comparable Project Experience	Team's Experience with Austin Issues	COA Experience with Prime	SUB TOTAL		
					PMgr [10]	PProf [6]	PPrin [4]							
Black & Veatch Corporation	Y	Y	8.40	17.00	9.10	5.30	3.80	13.60	13.60	9.40	8.33	88.53	1	
Bge, Inc / Brown & Gay Engineers Inc.	Y	Y	7.90	15.75	7.60	5.00	3.60	12.00	13.00	8.60	8.33	81.78	2	
Kennedy/Jenks Consultants, Inc.	Y	Y	8.30	17.00	9.10	4.70	3.30	12.50	10.60	8.30	7.63	81.43	3	
Pape-Dawson Consulting Engineers, Inc. dba Pape-Dawson Engineers, Inc.	Y	Y	8.40	15.00	8.00	5.60	3.60	12.00	12.70	7.80	7.63	80.73	4	
Binkley & Barfield, Inc.	y	Y	7.90	12.70	7.50	4.90	3.90	12.20	12.20	8.40	8.33	78.03	5	