



Amendment No. 2  
To  
Contract No. GC180000007  
For  
Best Brand Locksets  
Between  
Fairway Supply, Inc.  
dba Fairway  
and the  
City of Austin

- 1.0 The City hereby exercises this extension option for the subject contract. This extension option will be December 1, 2019 through November 30, 2020. One option will remain.
- 2.0 The total contract amount is increased by \$50,000.00 by this extension period. The total contract authorization is recapped below:

Action	Action Amount	Total Contract Amount
Initial Term: 09/06/2018 – 11/30/2018	\$25,000.00	\$25,000.00
Amendment No. 1: Option 1 – Extension 12/01/2018 – 11/30/2019	\$50,000.00	\$75,000.00
Amendment No. 2: Option 2 – Extension 12/01/2019 – 11/30/2020	\$50,000.00	\$125,000.00

- 3.0 MBE/WBE goals do not apply to this contract.
- 4.0 This City of Austin contract is associated with Buyboard cooperative contract #577-18. The effective Buyboard term is December 1, 2018 through November 30, 2021.
- 5.0 By signing this Amendment the Contractor certifies that the vendor and its principals are not currently suspended or debarred from doing business with the Federal Government, as indicated by the GSA List of Parties Excluded from Federal Procurement and Non-Procurement Programs, the State of Texas, or the City of Austin.
- 6.0 All other terms and conditions remain the same.

BY THE SIGNATURES affixed below, this amendment is hereby incorporated into and made a part of the above-referenced contract.

Sign/Date: Kathy Millican  
Printed Name: Kathy Millican  
Authorized Representative

Fairway Supply Inc.  
dba Fairway  
8814 Shoal Creek Boulevard  
Austin, Texas 78757  
(512) 452-6300  
[kmillican@fairwaysupply.com](mailto:kmillican@fairwaysupply.com)

Sign/Date: Matthew Duree 11-6-19  
Matthew Duree  
Procurement Manager

City of Austin  
Purchasing Office  
124 W. 8th Street, Ste. 310  
Austin, Texas 78701



Amendment No. 1  
of  
City Contract No. GC180000007  
for  
Best Brand Locketts (Buyboard Contract) #577-18  
between  
Fairway Supply Inc., dba Fairway  
and the  
City of Austin

- 1.0 The City hereby exercises this extension option for the subject contract. Effective December 1, 2018 to November 30, 2019. Two option will remains. Revised Buyboard Contract 501-15 / New contract No. 577-18 / Effective 12/1/2018 – 11/30/2019.
- 2.0 The total contract amount is increased by \$50,000.00 for the extension option period. The total Contract authorization is recapped below:

Term	Action Amount	Total Contract Amount
Basic Term: 09/06/18 – 11/30/18	\$25,000 00	\$25,000.00
Amendment No. 1: Option 1 12/01/18 – 11/30/19	\$50,000.00	\$75,000 00

- 3.0 MBE/WBE goals were not established for this contract.
- 4.0 By signing this Amendment, the Contractor certifies that the Contractor and its principals are not currently suspended or debarred from doing business with the Federal Government, as indicated by the General Services Administration (GSA) List of Parties Excluded from Federal Procurement and Non-Procurement Programs, the State of Texas, or the City of Austin.
- 5.0 All other terms and conditions remain the same.

BY THE SIGNATURES affixed below, this Amendment is hereby incorporated into and made a part of the above-referenced contract.

Signature: Glen E. Millican  
Printed Name: Glen E. Millican  
Authorized Representative

Signature: Beatrice Washington  
Beatrice Washington, Contract Management Specialist III  
City of Austin  
Purchasing Office

Fairway Supply Inc., dba Fairway  
8814 Shoal Creek Blvd  
Austin, TX 78757



# City of Austin

## Purchasing Office

P.O. Box 1088, Austin, TX 78767

September 7, 2018

Fairway Supply, Inc  
8814 Shoal Creek Blvd  
Austin TX 78767  
gemillican@fairwaysupply.com

Dear Mr. Mullican:

The City of Austin approved the execution of a contract with your company for Best Brand Locksets in accordance with BuyBoard Contract 501-15.

Responsible Department:	Building Services Department
Department Contact Person:	Julie Strickland
Department Contact Email Address:	julie.strickland@austintexas.gov
Department Contact Telephone:	512-974-3980
Project Name:	Best Brand Locksets
Contractor Name:	Fairway Supply, Inc
Contract Number:	MA 7500 GC180000007
Contract Period:	11/30/18
Dollar Amount	\$25,000.00
Extension Options:	Three 12-Month Options
Requisition Number:	RQM 7500 18070500602
Solicitation Type & Number:	BuyBoard Cooperative Contract 501-15

Thank you for your interest in doing business with the City of Austin. If you have any questions regarding this contract, please contact the person referenced under Department Contact Person.

Sincerely,

Paul Trimble  
Procurement Specialist II  
City of Austin  
Purchasing Office

**CONTRACT BETWEEN THE CITY OF AUSTIN (“City”)  
AND  
FAIRWAY SUPPLY, INC. (“Contractor”)  
FOR  
BEST BRAND LOCKSETS  
MA 7500 GC180000007**

This Contract is between Fairway Supply, Inc. having offices at 8814 Shoal Creek Blvd, Austin TX 78757 and the City, a home-rule municipality incorporated by the State of Texas, and is effective as of the date executed by the City (“Effective Date”). Solicitation requirements are met by using Contractor’s BuyBoard Contract No. 501-15.

**1.1 This Contract is composed of the following documents:**

- 1.1.1 This Document
- 1.1.2 Exhibit A, Supplemental Terms
- 1.1.3 Exhibit B, Texas Association of School Boards, Inc. (BuyBoard) Contract No. 501-15.
- 1.1.4 Exhibit C, Description of Services
- 1.1.5 Exhibit D, Non-Discrimination Certification

**1.2 Order of Precedence.** Any inconsistency or conflict in the Contract documents shall be resolved by giving precedence in the following order:

- 1.2.1 This Document
- 1.2.2 Exhibit A, Supplemental Terms as referenced in Section 1.1.2
- 1.2.3 Exhibit B, Texas Association of School Boards, Inc. (BuyBoard) Contract No. 501-15 as referenced in Section 1.1.3
- 1.2.4 Exhibit C, Description of Services as referenced in Section 1.1.4

**1.3 Quantity.** Quantities will be as needed and specified by the City for each order. The City reserves the right to purchase more or less of these quantities as may be required during the Contract term.

**1.4 Term of Contract.** The Contract shall be in effect for an initial term until 11/30/2018 and may be extended automatically beyond the initial term for up to three (3) additional twelve (12) month periods, subject to the extension of the cooperative contract (as referenced in Section 1.1.3 above), at the City’s sole option unless the contractor is notified in writing no less than thirty (30) days prior to the Contract’s expiration. The City reserves the right to transfer this contract by amendment to future BuyBoard contracts that supersede BuyBoard Term Contract No. 501-15, if the terms and conditions are favorable to the City.

**1.5 Compensation.** The Contractor shall be paid a total Not-to-Exceed amount of \$25,000.00 for the initial Contract term and \$50,000.00 for each extension option for a total amount Not-to-Exceed \$175,000.00. Payment shall be made upon successful delivery of goods as outlined in each individual Delivery Order.



This Contract (including any Exhibits) constitutes the entire agreement of the parties regarding the subject matter of this Contract and supersedes all prior and contemporaneous agreements and understandings, whether written or oral, relating to such subject matter. This Contract may be altered, amended, or modified only by a written instrument signed by the duly authorized representatives of both parties.

In witness whereof, the City has caused a duly authorized representative to execute this Contract on the date set forth below.

<b>Fairway Supply, Inc.</b>	<b>CITY OF AUSTIN</b>
<hr/>	<hr/>
Printed Name of Authorized Person	Printed Name of Authorized Person
<hr/>	<hr/>
Signature	Signature
<hr/>	<hr/>
Title:	Title:
<hr/>	<hr/>
Date:	Date:

- Exhibit A - Supplemental Terms
- Exhibit B - Texas Association of School Boards, Inc. (BuyBoard) Contract No. 501-15
- Exhibit C - Description of Services
- Exhibit D - Non-Discrimination Certificate

**CONTRACT BETWEEN THE CITY OF AUSTIN ("City")**

**AND**

**FAIRWAY SUPPLY, INC. ("Contractor")**

**FOR**

**BEST BRAND LOCKSETS**

**MA 7500 18090600041**

**GA180000007** *R* 9/7/18

This Contract is between Fairway Supply, Inc. having offices at 8814 Shoal Creek Blvd, Austin TX 78757 and the City, a home-rule municipality incorporated by the State of Texas, and is effective as of the date executed by the City ("Effective Date"). Solicitation requirements are met by using Contractor's BuyBoard Contract No. 501-15.

**1.1 This Contract is composed of the following documents:**

- 1.1.1 This Document
- 1.1.2 Exhibit A, Supplemental Terms
- 1.1.3 Exhibit B, Texas Association of School Boards, Inc. (BuyBoard) Contract No. 501-15.
- 1.1.4 Exhibit D, Non-Discrimination Certification

**1.2 Order of Precedence.** Any inconsistency or conflict in the Contract documents shall be resolved by giving precedence in the following order:

- 1.2.1 This Document
- 1.2.2 Exhibit A, Supplemental Terms as referenced in Section 1.1.2
- 1.2.3 Exhibit B, Texas Association of School Boards, Inc. (BuyBoard) Contract No. 501-15 as referenced in Section 1.1.3

**1.3 Quantity.** Quantities will be as needed and specified by the City for each order. The City reserves the right to purchase more or less of these quantities as may be required during the Contract term.

**1.4 Term of Contract.** The Contract shall be in effect for an initial term until 11/30/2018 and may be extended automatically beyond the initial term for up to three (3) additional twelve (12) month periods, subject to the extension of the cooperative contract (as referenced in Section 1.1.3 above), at the City's sole option unless the contractor is notified in writing no less than thirty (30) days prior to the Contract's expiration. The City reserves the right to transfer this contract by amendment to future BuyBoard contracts that supersede BuyBoard Term Contract No. 501-15, if the terms and conditions are favorable to the City.

**1.5 Compensation.** The Contractor shall be paid a total Not-to-Exceed amount of \$25,000.00 for the initial Contract term and \$50,000.00 for each extension option for a total amount Not-to-Exceed \$175,000.00. Payment shall be made upon successful delivery of goods as outlined in each individual Delivery Order.

This Contract (including any Exhibits) constitutes the entire agreement of the parties regarding the subject matter of this Contract and supersedes all prior and contemporaneous agreements and understandings, whether written or oral, relating to such subject matter. This Contract may be altered,

amended, or modified only by a written instrument signed by the duly authorized representatives of both parties.

In witness whereof, the City has caused a duly authorized representative to execute this Contract on the date set forth below.

**Fairway Supply, Inc.**

**CITY OF AUSTIN**

Allen Millican

Printed Name of Authorized Person

PAUL TRIMBLE

Printed Name of Authorized Person

Allen Millican

Signature

[Signature]

Signature

Vice President

Title:

PROCUREMENT SPECIALIST II

Title:

Sept 6, 2018

Date:

9/6/18

Date:

Exhibit A - Supplemental Terms

Exhibit B - Texas Association of School Boards, Inc. (BuyBoard) Contract No. 501-15

Exhibit C - Description of Services

Exhibit D - Non-Discrimination Certificate

**CONTRACT BETWEEN THE CITY OF AUSTIN ("City")  
AND  
FAIRWAY SUPPLY, INC. ("Contractor")  
FOR  
BEST BRAND LOCKSETS  
MA 7500 18090600041**

This Contract is between Fairway Supply, Inc. having offices at 8814 Shoal Creek Blvd, Austin TX 78757 and the City, a home-rule municipality incorporated by the State of Texas, and is effective as of the date executed by the City ("Effective Date"). Solicitation requirements are met by using Contractor's BuyBoard Contract No. 501-15.

**1.1 This Contract is composed of the following documents:**

- 1.1.1 This Document
- 1.1.2 Exhibit A, Supplemental Terms
- 1.1.3 Exhibit B, Texas Association of School Boards, Inc. (BuyBoard) Contract No. 501-15.
- 1.1.4 Exhibit D, Non-Discrimination Certification

**1.2 Order of Precedence.** Any inconsistency or conflict in the Contract documents shall be resolved by giving precedence in the following order:

- 1.2.1 This Document
- 1.2.2 Exhibit A, Supplemental Terms as referenced in Section 1.1.2
- 1.2.3 Exhibit B, Texas Association of School Boards, Inc. (BuyBoard) Contract No. 501-15 as referenced in Section 1.1.3

**1.3 Quantity.** Quantities will be as needed and specified by the City for each order. The City reserves the right to purchase more or less of these quantities as may be required during the Contract term.

**1.4 Term of Contract.** The Contract shall be in effect for an initial term until 11/30/2018 and may be extended automatically beyond the initial term for up to three (3) additional twelve (12) month periods, subject to the extension of the cooperative contract (as referenced in Section 1.1.3 above), at the City's sole option unless the contractor is notified in writing no less than thirty (30) days prior to the Contract's expiration. The City reserves the right to transfer this contract by amendment to future BuyBoard contracts that supersede BuyBoard Term Contract No. 501-15, if the terms and conditions are favorable to the City.

**1.5 Compensation.** The Contractor shall be paid a total Not-to-Exceed amount of \$25,000.00 for the initial Contract term and \$50,000.00 for each extension option for a total amount Not-to-Exceed \$175,000.00. Payment shall be made upon successful delivery of goods as outlined in each individual Delivery Order.

This Contract (including any Exhibits) constitutes the entire agreement of the parties regarding the subject matter of this Contract and supersedes all prior and contemporaneous agreements and understandings, whether written or oral, relating to such subject matter. This Contract may be altered,



amended, or modified only by a written instrument signed by the duly authorized representatives of both parties.

In witness whereof, the City has caused a duly authorized representative to execute this Contract on the date set forth below.

**Fairway Supply, Inc.**

**CITY OF AUSTIN**

Glenn Millican  
Printed Name of Authorized Person

PAUL TRIMBLE  
Printed Name of Authorized Person

[Signature]  
Signature

[Signature]  
Signature

Vice President  
Title:

PROCUREMENT SPECIALIST II  
Title:

Sept 6, 2018  
Date:

9/6/18  
Date:

- Exhibit A - Supplemental Terms
- Exhibit B - Texas Association of School Boards, Inc. (BuyBoard) Contract No. 501-15
- Exhibit C - Description of Services
- Exhibit D - Non-Discrimination Certificate

**EXHIBIT A  
SUPPLEMENTAL TERMS  
MA 7500 GA180000006**

**1. GRANT OF AUTHORITY**

- 1.1 **Designation of Key Personnel.** The Contractor's Contract Manager for this engagement shall be Glen Millican, Phone: (512) 452-6300, Email address: [gemillican@fairwaysupply.com](mailto:gemillican@fairwaysupply.com). The City's Contract Manager for the engagement shall be Julie Strickland, Phone: (512) 974-3980, Email Address: [julie.strickland@austintexas.gov](mailto:julie.strickland@austintexas.gov). The City's and the Contractor resolve to keep the same key personnel assigned to this engagement throughout its term. If it becomes necessary for the Contractor to replace any key personnel, the replacement will be an individual having equivalent experience and competence in executing projects such as the one described herein. Additionally, the Contractor will promptly notify the City Contract Manager and obtain approval for the replacement. Such approval shall not be unreasonably withheld.

**2. COMPENSATION**

- 2.1 **Invoices.** Invoices shall contain a unique invoice number, the purchase order or delivery order number and the master agreement number if applicable, the Department's Name, and the name of the point of contact for the Department. Invoices shall be itemized. The Contractor's name and, if applicable, the tax identification number on the invoice must exactly match the information in the Contractor's registration with the City. Unless otherwise instructed in writing, the City may rely on the remittance address specified on the Contractor's invoice. Invoices received without all required information cannot be processed and will be returned to the Contractor. Invoices shall be itemized and transportation charges, if any, shall be listed separately. A copy of the bill of lading and the freight waybill, when applicable, shall be attached to the invoice. Invoices shall be emailed or mailed to the below address:

	City of Austin
Department	Building Services
Attn:	Accounts Payable
Address	P.O. Box 1088
City, State, Zip Code	Austin, TX 78767
Email	<a href="mailto:BSDAPInvoices@austintexas.gov">BSDAPInvoices@austintexas.gov</a>

- 2.2 **Taxes.** Federal excise taxes, State taxes, or City sales taxes must not be included in the invoiced amount. The City will furnish a tax exemption certificate upon request.

- 2.3 **Payment.** All proper invoices received by the City will be paid within thirty (30) calendar days of the City's receipt of the deliverables or of the invoice, whichever is later.

- 2.3.1 If payment is not timely made, (per this paragraph), interest shall accrue on the unpaid balance at the lesser of the rate specified in Texas Government Code Section 2251.025 or the maximum lawful rate; except, if payment is not timely made for a reason for which the City may withhold payment hereunder, interest shall not accrue until ten (10) calendar days after the grounds for withholding payment have been resolved.

- 2.3.2 The City may withhold or set off the entire payment or part of any payment otherwise due the Contractor to such extent as may be necessary on account of:

2.3.2.1 Delivery of defective or non-conforming deliverables by the Contractor.

2.3.2.2 Third party claims, which are not covered by the insurance which the Contractor is required to provide, are filed or reasonable evidence indicating probable filing of such claims.

2.3.2.3 Failure of the Contractor to pay Subcontractors, or for labor, materials or equipment.

**EXHIBIT A  
SUPPLEMENTAL TERMS  
MA 7500 GA180000006**

- 2.3.2.4 Damage to the property of the City or the City's agents, employees or contractors, which is not covered by insurance required to be provided by the Contractor.
- 2.3.2.5 Reasonable evidence that the Contractor's obligations will not be completed within the time specified in the Contract, and that the unpaid balance would not be adequate to cover actual or liquidated damages for the anticipated delay.
- 2.3.2.6 Failure of the Contractor to submit proper invoices with all required attachments and supporting documentation.
- 2.3.2.7 Failure of the Contractor to comply with any material provision of the Contract Documents.
- 2.3.3 Notice is hereby given of Article VIII, Section 1 of the Austin City Charter which prohibits the payment of any money to any person, firm or corporation who is in arrears to the City for taxes, and of §2-8-3 of the Austin City Code concerning the right of the City to offset indebtedness owed the City.
- 2.3.4 Payment will be made by check unless the parties mutually agree to payment by credit card or electronic transfer of funds. The Contractor agrees that there shall be no additional charges, surcharges, or penalties to the City for payments made by credit card or electronic transfer of funds.
- 2.4 **Non-Appropriation.** The awarding or continuation of this Contract is dependent upon the availability of funding. The City's payment obligations are payable only and solely from funds Appropriated and available for this contract. The absence of Appropriated or other lawfully available funds shall render the Contract null and void to the extent funds are not Appropriated or available and any deliverables delivered but unpaid shall be returned to the Contractor. The City shall provide the Contractor written notice of the failure of the City to make an adequate Appropriation for any fiscal year to pay the amounts due under the Contract, or the reduction of any Appropriation to an amount insufficient to permit the City to pay its obligations under the Contract. In the event of non- or inadequate appropriation of funds, there will be no penalty nor removal fees charged to the City.

**3. TERM AND TERMINATION**

- 3.1 **Right to Assurance.** Whenever one party to the Contract in good faith has reason to question the other party's intent to perform, demand may be made to the other party for written assurance of the intent to perform. In the event that no assurance is given within the time specified after demand is made, the demanding party may treat this failure as an anticipatory repudiation of the Contract.
- 3.2 **Default.** The Contractor shall be in default under the Contract if the Contractor (a) fails to fully, timely and faithfully perform any of its material obligations under the Contract, (b) fails to provide adequate assurance of performance under the "Right to Assurance paragraph herein, (c) becomes insolvent or seeks relief under the bankruptcy laws of the United States or (d) makes a material misrepresentation in Contractor's Offer, or in any report or deliverable required to be submitted by Contractor to the City.
- 3.3 **Termination for Cause.** In the event of a default by the Contractor, the City shall have the right to terminate the Contract for cause, by written notice effective ten (10) calendar days, unless otherwise specified, after the date of such notice, unless the Contractor, within such ten (10) day period, cures such default, or provides evidence sufficient to prove to the City's reasonable satisfaction that such default does not, in fact, exist. The City may place Contractor on probation for a specified period of time within which the Contractor must correct any non-compliance issues. Probation shall not normally be for a period of more than nine (9) months, however, it may be for a longer period, not to exceed one (1) year depending on the circumstances. If the City determines the Contractor has failed to perform satisfactorily during the probation period, the City may proceed with suspension. In the event of a default by the Contractor, the City may suspend or debar the Contractor in accordance

**EXHIBIT A  
SUPPLEMENTAL TERMS  
MA 7500 GA180000006**

with the "City of Austin Purchasing Office Probation, Suspension and Debarment Rules for Vendors" and remove the Contractor from the City's vendor list for up to five (5) years and any Offer submitted by the Contractor may be disqualified for up to five (5) years. In addition to any other remedy available under law or in equity, the City shall be entitled to recover all actual damages, costs, losses and expenses, incurred by the City as a result of the Contractor's default, including, without limitation, cost of cover, reasonable attorneys' fees, court costs, and prejudgment and post-judgment interest at the maximum lawful rate. All rights and remedies under the Contract are cumulative and are not exclusive of any other right or remedy provided by law.

- 3.4 **Termination Without Cause.** The City shall have the right to terminate the Contract, in whole or in part, without cause any time upon thirty (30) calendar days prior written notice. Upon receipt of a notice of termination, the Contractor shall promptly cease all further work pursuant to the Contract, with such exceptions, if any, specified in the notice of termination. The City shall pay the Contractor, to the extent of funds Appropriated or otherwise legally available for such purposes, for all goods delivered and services performed and obligations incurred prior to the date of termination in accordance with the terms hereof.

**4. OTHER DELIVERABLES**

- 4.1 **Contractor to Package Deliverables.** The Contractor will package deliverables in accordance with good commercial practice and shall include a packing list showing the description of each item, the quantity and unit price. Unless otherwise provided at the order request, each shipping container shall be clearly and permanently marked as follows: (a) The Contractor's name and address, (b) the City's name, address and purchase order or purchase release number and the price agreement number if applicable, (c) Container number and total number of containers, e.g. box 1 of 4 boxes, and (d) the number of the container bearing the packing list. The Contractor shall bear cost of packaging. Deliverables shall be suitably packed to secure lowest transportation costs and to conform with requirements of common carriers and any applicable specifications. The City's count or weight shall be final and conclusive on shipments not accompanied by packing lists.
- 4.2 **Shipment Under Reservation Prohibited.** The Contractor is not authorized to ship the deliverables under reservation and no tender of a bill of lading will operate as a tender of deliverables.
- 4.3 **Title & Risk of Loss.** Title to and risk of loss of the deliverables shall pass to the City only when the City actually receives and accepts the deliverables.
- 4.4 **Right Of Inspection And Rejection.** The City expressly reserves all rights under law, including, but not limited to the Uniform Commercial Code, to inspect the deliverables at delivery before accepting them, and to reject defective or non-conforming deliverables. If the City has the right to inspect the Contractor's, or the Contractor's Subcontractor's, facilities, or the deliverables at the Contractor's, or the Contractor's Subcontractor's, premises, the Contractor shall furnish, or cause to be furnished, without additional charge, all reasonable facilities and assistance to the City to facilitate such inspection.
- 4.5 **No Replacement Of Defective Tender.** Every tender or delivery of deliverables must fully comply with all provisions of the Contract as to time of delivery, quality, and quantity. Any non-complying tender shall constitute a breach and the Contractor shall not have the right to substitute a conforming tender; provided, where the time for performance has not yet expired, the Contractor may notify the City of the intention to cure and may then make a conforming tender within the time allotted in the contract.
- 4.6 **Special Tools & Test Equipment.** If the price stated on the Offer includes the cost of any special tooling or special test equipment fabricated or required by the Contractor for the purpose of filling this order, such special tooling equipment and any process sheets related thereto shall become the property of the City and shall be identified by the Contractor as such.
- 4.7 **Equal Employment Opportunity.** No Contractor, or Contractor's agent, shall engage in any discriminatory employment practice as defined in Chapter 5-4 of the City Code. No Offer submitted to the City shall be considered, nor any Purchase Order issued, or any Contract awarded by the City



**EXHIBIT A  
SUPPLEMENTAL TERMS  
MA 7500 GA180000006**

unless the Offeror has executed and filed with the City Purchasing Office a current Non-Discrimination Certification. Non-compliance with Chapter 5-4 of the City Code may result in sanctions, including termination of the contract and the Contractor's suspension or debarment from participation on future City contracts until deemed compliant with Chapter 5-4.

- 4.8 **Americans With Disabilities Act (ADA) Compliance.** No Contractor, or Contractor's agent, shall engage in any discriminatory practice against individuals with disabilities as defined in the ADA, including but not limited to: employment, accessibility to goods and services, reasonable accommodations, and effective communications.
- 4.9 **Acceptance of Incomplete or Non-Conforming Deliverables.** If, instead of requiring immediate correction or removal and replacement of defective or non-conforming deliverables, the City prefers to accept it, the City may do so. The Contractor shall pay all claims, costs, losses and damages attributable to the City's evaluation of and determination to accept such defective or non-conforming deliverables. If any such acceptance occurs prior to final payment, the City may deduct such amounts as are necessary to compensate the City for the diminished value of the defective or non-conforming deliverables. If the acceptance occurs after final payment, such amount will be refunded to the City by the Contractor.
- 4.10 **Delays.** The City may delay scheduled delivery or other due dates by written notice to the Contractor if the City deems it is in its best interest. If such delay causes an increase in the cost of the work under the Contract, the City and the Contractor shall negotiate an equitable adjustment for costs incurred by the Contractor in the Contract price and execute an amendment to the Contract. The Contractor must assert its right to an adjustment within thirty (30) calendar days from the date of receipt of the notice of delay. Failure to agree on any adjusted price shall be handled under the Dispute Resolution process specified herein. However, nothing in this provision shall excuse the Contractor from delaying the delivery as notified.
- 4.10.1 Neither party shall be liable for any default or delay in the performance of its obligations under this Contract if, while and to the extent such default or delay is caused by acts of God, fire, riots, civil commotion, labor disruptions, sabotage, sovereign conduct, or any other cause beyond the reasonable control of such Party. In the event of default or delay in Contract performance due to any of the foregoing causes, then the time for completion of the services will be extended; provided, however, in such an event, a conference will be held within three (3) business days to establish a mutually agreeable period of time reasonably necessary to overcome the effect of such failure to perform.

**5. MISCELLANEOUS**

- 5.1 **Place and Condition of Work.** The City shall provide the Contractor access to the sites where the Contractor is to perform the services as required in order for the Contractor to perform the services in a timely and efficient manner in accordance with and subject to the applicable security laws, rules, and regulations. The Contractor acknowledges that it has satisfied itself as to the nature of the City's service requirements and specifications, the location and essential characteristics of the work sites, the quality and quantity of materials, equipment, labor and facilities necessary to perform the services, and any other condition or state of fact which could in any way affect performance of the Contractor's obligations under the Contract. The Contractor hereby releases and holds the City harmless from and against any liability or claim for damages of any kind or nature if the actual site or service conditions differ from expected conditions.
- 5.2 **Workforce.**
- 5.2.1 The Contractor shall employ only orderly and competent workers, skilled in the performance of the services which they will perform under the Contract.
- 5.2.2 The Contractor, its employees, subcontractors, and subcontractor's employees may not while engaged in participating or responding to a solicitation or while in the course and scope of delivering goods or services under a City of Austin contract or on the City's property:

**EXHIBIT A  
SUPPLEMENTAL TERMS  
MA 7500 GA180000006**

- 5.2.2.1 use or possess a firearm, including a concealed handgun that is licensed under state law, except as required by the terms of the Contract; and
  - 5.2.2.2 use or possess alcoholic or other intoxicating beverages, illegal drugs or controlled substances, nor may such workers be intoxicated, or under the influence of alcohol or drugs, on the job.
- 5.2.3 If the City or the City's representative notifies the Contractor that any worker is incompetent, disorderly or disobedient, has knowingly or repeatedly violated safety regulations, has possessed any firearms, or has possessed or was under the influence of alcohol or drugs on the job, the Contractor shall immediately remove such worker from Contract services, and may not employ such worker again on Contract services without the City's prior written consent.
- 5.3 **Compliance with Health, Safety, and Environmental Regulations.** The Contractor, its Subcontractors, and their respective employees, shall comply fully with all applicable federal, state, and local health, safety, and environmental laws, ordinances, rules and regulations in the performance of the services, including but not limited to those promulgated by the City and by the Occupational Safety and Health Administration (OSHA). In case of conflict, the most stringent safety requirement shall govern. The Contractor shall indemnify and hold the City harmless from and against all claims, demands, suits, actions, judgments, fines, penalties and liability of every kind arising from the breach of the Contractor's obligations under this paragraph.
- 5.4 **Significant Event.** The Contractor shall immediately notify the City's Contract Manager of any current or prospective "significant event" on an ongoing basis. All notifications shall be submitted in writing to the Contract Manager. As used in this provision, a "significant event" is any occurrence or anticipated occurrence which might reasonably be expected to have a material effect upon the Contractor's ability to meet its contractual obligations. Significant events may include but not be limited to the following:
  - 5.4.1 disposal of major assets;
  - 5.4.2 any major computer software conversion, enhancement or modification to the operating systems, security systems, and application software, used in the performance of this Contract;
  - 5.4.3 any significant termination or addition of provider contracts;
  - 5.4.4 the Contractor's insolvency or the imposition of, or notice of the intent to impose, a receivership, conservatorship or special regulatory monitoring, or any bankruptcy proceedings, voluntary or involuntary, or reorganization proceedings;
  - 5.4.5 strikes, slow-downs or substantial impairment of the Contractor's facilities or of other facilities used by the Contractor in the performance of this Contract;
  - 5.4.6 reorganization, reduction and/or relocation in key personnel.
  - 5.4.7 known or anticipated sale, merger, or acquisition;
  - 5.4.8 known, planned or anticipated stock sales;
  - 5.4.9 any litigation against the Contractor; or
  - 5.4.10 significant change in market share or product focus.

**EXHIBIT A  
SUPPLEMENTAL TERMS  
MA 7500 GA180000006**

**5.5     Audits and Records.**

- 5.5.1     The Contractor agrees that the representatives of the Office of the City Auditor or other authorized representatives of the City shall have access to, and the right to audit, examine, or reproduce, all records of the Contractor related to the performance under this Contract. The Contractor shall retain all such records for a period of three (3) years after final payment on this Contract or until all audit and litigation matters that the City has brought to the attention of the Contractor are resolved, whichever is longer. The Contractor agrees to refund to the City any overpayments disclosed by any such audit.
- 5.5.2     Records Retention.
- 5.5.2.1     Contractor is subject to City Code 2-11 (Records Management), and as it may subsequently be amended. For purposes of this subsection, a Record means all books, accounts, reports, files, and other data recorded or created by a Contractor in fulfillment of the Contract whether in digital or physical format, except a record specifically relating to the Contractor's internal administration.
- 5.5.2.2     All Records are the property of the City. The Contractor may not dispose of or destroy a Record without City authorization and shall deliver the Records, in all requested formats and media, along with all finding aids and metadata, to the City at no cost when requested by the City.
- 5.5.3     The Contractor shall include sections 5.5.1 and 5.5.2 above in all subcontractor agreements entered into in connection with this Contract.
- 5.5.4     Stop Work Notice. The City may issue an immediate Stop Work Notice in the event the Contractor is observed performing in a manner that is in violation of Federal, State, or local guidelines, or in a manner that is determined by the City to be unsafe to either life or property. Upon notification, the Contractor will cease all work until notified by the City that the violation or unsafe condition has been corrected. The Contractor shall be liable for all costs incurred by the City because of the issuance of such Stop Work Notice.
- 5.5.5     Indemnity.
- 5.5.5.1     Indemnified Claims" shall include all claims, demands, suits, causes of action, judgments and liability of every character, type or description, including all reasonable costs and expenses of litigation, mediation or other alternate dispute resolution mechanism, including attorney and other professional fees for:
- 5.5.5.1.1     Damage to or loss of the property of any person (including, but not limited to the City, the Contractor, their respective agents, officers, employees and subcontractors; the officers, agents, and employees of such subcontractors; and third parties); and/or;
- 5.5.5.1.2     Death, bodily injury, illness, disease, worker's compensation, loss of services, or loss of income or wages to any person (including but not limited to the agents, officers and employees of the City, the Contractor, the Contractor's subcontractors, and third parties),
- 5.5.5.2     "Fault" shall include the sale of defective or non-conforming deliverables, negligence, willful misconduct, or a breach of any legally imposed strict liability standard.

**EXHIBIT A  
SUPPLEMENTAL TERMS  
MA 7500 GA180000006**

5.5.6     **THE CONTRACTOR SHALL DEFEND (AT THE OPTION OF THE CITY), INDEMNIFY, AND HOLD THE CITY, ITS SUCCESSORS, ASSIGNS, OFFICERS, EMPLOYEES AND ELECTED OFFICIALS HARMLESS FROM AND AGAINST ALL INDEMNIFIED CLAIMS DIRECTLY ARISING OUT OF, INCIDENT TO, CONCERNING OR RESULTING FROM THE FAULT OF THE CONTRACTOR, OR THE CONTRACTOR'S AGENTS, EMPLOYEES OR SUBCONTRACTORS, IN THE PERFORMANCE OF THE CONTRACTOR'S OBLIGATIONS UNDER THE CONTRACT. NOTHING HEREIN SHALL BE DEEMED TO LIMIT THE RIGHTS OF THE CITY OR THE CONTRACTOR (INCLUDING, BUT NOT LIMITED TO, THE RIGHT TO SEEK CONTRIBUTION) AGAINST ANY THIRD-PARTY WHO MAY BE LIABLE FOR AN INDEMNIFIED CLAIM.**

5.6     **Claims.** If any claim, demand, suit, or other action is asserted against the Contractor which arises under or concerns the Contract, or which could have a material adverse effect on the Contractor's ability to perform thereunder, the Contractor shall give written notice thereof to the City within ten (10) calendar days after receipt of notice by the Contractor. Such notice to the City shall state the date of notification of any such claim, demand, suit, or other action; the names and addresses of the claimant(s); the basis thereof; and the name of each person against whom such claim is being asserted. Such notice shall be delivered personally or by mail and shall be sent to the City and to the Austin City Attorney. Personal delivery to the City Attorney shall be to City Hall, 301 West 2<sup>nd</sup> Street, 4<sup>th</sup> Floor, Austin, Texas 78701, and mail delivery shall be to P.O. Box 1088, Austin, Texas 78767.

5.7     **Notices.** Unless otherwise specified, all notices, requests, or other communications required or appropriate to be given under the Contract shall be in writing and shall be deemed delivered three (3) business days after postmarked if sent by U.S. Postal Service Certified or Registered Mail, Return Receipt Requested. Notices delivered by other means shall be deemed delivered upon receipt by the addressee. Routine communications may be made by first class mail, telefax, or other commercially accepted means. Notices to the City and the Contractor shall be addressed as follows:

To the City:  
City of Austin, Purchasing Office  
ATTN: Contract Administrator  
P O Box 1088  
Austin, TX 78767

To the Contractor:  
Fairway Supply, Inc  
ATTN: Glen Millican  
6621 N. Beltline Rd, Ste 130  
Irving, TX 75063

5.8     **Confidentiality.** To provide the deliverables to the City, Contractor may require access to certain of the City's and/or its licensors' confidential information (including inventions, employee information, trade secrets, confidential know-how, confidential business information, and other information which the City or its licensors consider confidential) (collectively, "Confidential Information"). Contractor acknowledges and agrees that the Confidential Information is the valuable property of the City and/or its licensors and any unauthorized use, disclosure, dissemination, or other release of the Confidential Information will substantially injure the City and/or its licensors. The Contractor (including its employees, subcontractors, agents, or representatives) agrees that it will maintain the Confidential Information in strict confidence and shall not disclose, disseminate, copy, divulge, recreate, or otherwise use the Confidential Information without the prior written consent of the City or in a manner not expressly permitted under this Contract, unless the Confidential Information is required to be disclosed by law or an order of any court or other governmental authority with proper jurisdiction, provided the Contractor promptly notifies the City before disclosing such information so as to permit the City reasonable time to seek an appropriate protective order. The Contractor agrees to use protective measures no less stringent than the Contractor uses within its own business to protect its own most valuable information, which protective measures shall under all circumstances be at least reasonable measures to ensure the continued confidentiality of the Confidential Information.

5.9     **Advertising.** The Contractor shall not advertise or publish, without the City's prior consent, the fact that the City has entered into the Contract, except to the extent required by law.

5.10    **Independent Contractor.** The Contract shall not be construed as creating an employer/employee relationship, a partnership, or a joint venture. The Contractor's services shall be those of an independent contractor. The Contractor agrees and understands that the Contract does not grant any rights or privileges established for employees of the City.



**EXHIBIT A  
SUPPLEMENTAL TERMS  
MA 7500 GA180000006**

- 5.11 **Modifications.** The Contract can be modified or amended only in writing signed by both parties. No pre-printed or similar terms on any Contractor invoice, order or other document shall have any force or effect to change the terms, covenants, and conditions of the Contract.
- 5.12 **Interpretation.** The Contract is intended by the parties as a final, complete and exclusive statement of the terms of their agreement. No course of prior dealing between the parties or course of performance or usage of the trade shall be relevant to supplement or explain any term used in the Contract. Although the Contract may have been substantially drafted by one party, it is the intent of the parties that all provisions be construed in a manner to be fair to both parties, reading no provisions more strictly against one party or the other. Whenever a term defined by the Uniform Commercial Code, as enacted by the State of Texas, is used in the Contract, the UCC definition shall control, unless otherwise defined in the Contract.
- 5.13 **Dispute Resolution.**
- 5.13.1 If a dispute arises out of or relates to the Contract, or the breach thereof, the parties agree to negotiate prior to prosecuting a suit for damages. However, this section does not prohibit the filing of a lawsuit to toll the running of a statute of limitations or to seek injunctive relief. Either party may make a written request for a meeting between representatives of each party within fourteen (14) calendar days after receipt of the request or such later period as agreed by the parties. Each party shall include, at a minimum, one (1) senior level individual with decision-making authority regarding the dispute. The purpose of this and any subsequent meeting is to attempt in good faith to negotiate a resolution of the dispute. If, within thirty (30) calendar days after such meeting, the parties have not succeeded in negotiating a resolution of the dispute, they will proceed directly to mediation as described below. Negotiation may be waived by a written agreement signed by both parties, in which event the parties may proceed directly to mediation as described below.
- 5.13.2 If the efforts to resolve the dispute through negotiation fail, or the parties waive the negotiation process, the parties may select, within thirty (30) calendar days, a mediator trained in mediation skills to assist with resolution of the dispute. Should they choose this option, the City and the Contractor agree to act in good faith in the selection of the mediator and to consider qualified individuals nominated to act as mediator. Nothing in the Contract prevents the parties from relying on the skills of a person who is trained in the subject matter of the dispute or a contract interpretation expert. If the parties fail to agree on a mediator within thirty (30) calendar days of initiation of the mediation process, the mediator shall be selected by the Travis County Dispute Resolution Center (DRC). The parties agree to participate in mediation in good faith for up to thirty (30) calendar days from the date of the first mediation session. The City and the Contractor will share the mediator's fees equally and the parties will bear their own costs of participation such as fees for any consultants or attorneys they may utilize to represent them or otherwise assist them in the mediation.
- 5.14 **Jurisdiction and Venue.** The Contract is made under and shall be governed by the laws of the State of Texas, including, when applicable, the Uniform Commercial Code as adopted in Texas, V.T.C.A., Bus. & Comm. Code, Chapter 1, excluding any rule or principle that would refer to and apply the substantive law of another state or jurisdiction. All issues arising from this Contract shall be resolved in the courts of Travis County, Texas and the parties agree to submit to the exclusive personal jurisdiction of such courts. The foregoing, however, shall not be construed or interpreted to limit or restrict the right or ability of the City to seek and secure injunctive relief from any competent authority as contemplated herein.
- 5.15 **Invalidity.** The invalidity, illegality, or unenforceability of any provision of the Contract shall in no way affect the validity or enforceability of any other portion or provision of the Contract. Any void provision shall be deemed severed from the Contract and the balance of the Contract shall be construed and enforced as if the Contract did not contain the particular portion or provision held to be void. The parties further agree to reform the Contract to replace any stricken provision with a

**EXHIBIT A  
SUPPLEMENTAL TERMS  
MA 7500 GA180000006**

valid provision that comes as close as possible to the intent of the stricken provision. The provisions of this section shall not prevent this entire Contract from being void should a provision which is the essence of the Contract be determined to be void.

- 5.16 **Holidays.** The following holidays are observed by the City:

<u>Holiday</u>	<u>Date Observed</u>
New Year's Day	January 1
Martin Luther King, Jr.'s Birthday	Third Monday in January
President's Day	Third Monday in February
Memorial Day	Last Monday in May
Independence Day	July 4
Labor Day	First Monday in September
Veteran's Day	November 11
Thanksgiving Day	Fourth Thursday in November
Friday after Thanksgiving	Friday after Thanksgiving
Christmas Eve	December 24
Christmas Day	December 25

If a Legal Holiday falls on Saturday, it will be observed on the preceding Friday. If a Legal Holiday falls on Sunday, it will be observed on the following Monday.

- 5.17 **Survivability of Obligations.** All provisions of the Contract that impose continuing obligations on the parties, including but not limited to the warranty, indemnity, and confidentiality obligations of the parties, shall survive the expiration or termination of the Contract.
- 5.18 **Non-Suspension or Debarment Certification.** The City of Austin is prohibited from contracting with or making prime or sub-awards to parties that are suspended or debarred or whose principals are suspended or debarred from Federal, State, or City of Austin Contracts. By accepting a Contract with the City, the Vendor certifies that its firm and its principals are not currently suspended or debarred from doing business with the Federal Government, as indicated by the General Services Administration List of Parties Excluded from Federal Procurement and Non-Procurement Programs, the State of Texas, or the City of Austin.
- 5.19 **Incorporation of Documents.** **Section 0100 - Standard Purchase Definitions**, is hereby incorporated into this Contract by reference, with the same force and effect as if they were incorporated in full text. The full text versions of this Section are available, on the Internet at the following online address:  
[https://assets.austintexas.gov/purchase/downloads/standard\\_purchase\\_definitions.pdf](https://assets.austintexas.gov/purchase/downloads/standard_purchase_definitions.pdf)

## **EXHIBIT D**

### **City of Austin, Texas NON-DISCRIMINATION AND NON-RETALIATION CERTIFICATION**

**City of Austin, Texas  
Equal Employment/Fair Housing Office**

To: City of Austin, Texas,

I hereby certify that our firm complies with the Code of the City of Austin, Section 5-4-2 as reiterated below, and agrees:

- (1) Not to engage in any discriminatory employment practice defined in this chapter.
- (2) To take affirmative action to ensure that applicants are employed, and that employees are treated during employment, without discrimination being practiced against them as defined in this chapter, including affirmative action relative to employment, promotion, demotion or transfer, recruitment or recruitment advertising, layoff or termination, rate of pay or other forms of compensation, and selection for training or any other terms, conditions or privileges of employment.
- (3) To post in conspicuous places, available to employees and applicants for employment, notices to be provided by the Equal Employment/Fair Housing Office setting forth the provisions of this chapter.
- (4) To state in all solicitations or advertisements for employees placed by or on behalf of the Contractor, that all qualified applicants will receive consideration for employment without regard to race, creed, color, religion, national origin, sexual orientation, gender identity, disability, sex or age.
- (5) To obtain a written statement from any labor union or labor organization furnishing labor or service to Contractors in which said union or organization has agreed not to engage in any discriminatory employment practices as defined in this chapter and to take affirmative action to implement policies and provisions of this chapter.
- (6) To cooperate fully with City and the Equal Employment/Fair Housing Office in connection with any investigation or conciliation effort of the Equal Employment/Fair Housing Office to ensure that the purpose of the provisions against discriminatory employment practices are being carried out.
- (7) To require of all subcontractors having 15 or more employees who hold any subcontract providing for the expenditure of \$2,000 or more in connection with any contract with the City subject to the terms of this chapter that they do not engage in any discriminatory employment practice as defined in this chapter

For the purposes of this Offer and any resulting Contract, Contractor adopts the provisions of the City's Minimum Standard Non-Discrimination and Non-Retaliation Policy set forth below.

#### **City of Austin Minimum Standard Non-Discrimination and Non-Retaliation in Employment Policy**

As an Equal Employment Opportunity (EEO) employer, the Contractor will conduct its personnel activities in accordance with established federal, state and local EEO laws and regulations.

The Contractor will not discriminate against any applicant or employee based on race, creed, color, national origin, sex, age, religion, veteran status, gender identity, disability, or sexual orientation. This policy covers all aspects of employment, including hiring, placement, upgrading, transfer, demotion, recruitment, recruitment advertising, selection for training and apprenticeship, rates of pay or other forms of compensation, and layoff or termination.

## EXHIBIT D

The Contractor agrees to prohibit retaliation, discharge or otherwise discrimination against any employee or applicant for employment who has inquired about, discussed or disclosed their compensation.

Further, employees who experience discrimination, sexual harassment, or another form of harassment should immediately report it to their supervisor. If this is not a suitable avenue for addressing their complaint, employees are advised to contact another member of management or their human resources representative. No employee shall be discriminated against, harassed, intimidated, nor suffer any reprisal as a result of reporting a violation of this policy. Furthermore, any employee, supervisor, or manager who becomes aware of any such discrimination or harassment should immediately report it to executive management or the human resources office to ensure that such conduct does not continue.

Contractor agrees that to the extent of any inconsistency, omission, or conflict with its current non-discrimination and non-retaliation employment policy, the Contractor has expressly adopted the provisions of the City's Minimum Non-Discrimination Policy contained in Section 5-4-2 of the City Code and set forth above, as the Contractor's Non-Discrimination Policy or as an amendment to such Policy and such provisions are intended to not only supplement the Contractor's policy, but will also supersede the Contractor's policy to the extent of any conflict.

UPON CONTRACT AWARD, THE CONTRACTOR SHALL PROVIDE THE CITY A COPY OF THE CONTRACTOR'S NON-DISCRIMINATION AND NON-RETALIATION POLICIES ON COMPANY LETTERHEAD, WHICH CONFORMS IN FORM, SCOPE, AND CONTENT TO THE CITY'S MINIMUM NON-DISCRIMINATION AND NON-RETALIATION POLICIES, AS SET FORTH HEREIN, OR THIS NON-DISCRIMINATION AND NON-RETALIATION POLICY, WHICH HAS BEEN ADOPTED BY THE CONTRACTOR FOR ALL PURPOSES WILL BE CONSIDERED THE CONTRACTOR'S NON-DISCRIMINATION AND NON-RETALIATION POLICY WITHOUT THE REQUIREMENT OF A SEPARATE SUBMITTAL.

### Sanctions:

Our firm understands that non-compliance with Chapter 5-4 and the City's Non-Retaliation Policy may result in sanctions, including termination of the contract and suspension or debarment from participation in future City contracts until deemed compliant with the requirements of Chapter 5-4 and the Non-Retaliation Policy.

### Term:

The Contractor agrees that this Section 0800 Non-Discrimination and Non-Retaliation Certificate of the Contractor's separate conforming policy, which the Contractor has executed and filed with the City, will remain in force and effect for one year from the date of filing. The Contractor further agrees that, in consideration of the receipt of continued Contract payment, the Contractor's Non-Discrimination and Non-Retaliation Policy will automatically renew from year-to-year for the term of the underlying Contract.

Dated this 6th day of September 2018

CONTRACTOR  
Authorized  
Signature

Title

FAIRWAY Supply, Inc.  
Glenn Mullen  
Vice President




**City of Austin, Texas**  
**Section 0805**  
**NON-SUSPENSION OR DEBARMENT CERTIFICATION**

The City of Austin is prohibited from contracting with or making prime or sub-awards to parties that are suspended or debarred or whose principals are suspended or debarred from Federal, State, or City of Austin Contracts. Covered transactions include procurement contracts for goods or services equal to or in excess of \$25,000.00 and all non-procurement transactions. This certification is required for all Vendors on all City of Austin Contracts to be awarded and all contract extensions with values equal to or in excess of \$25,000.00 or more and all non-procurement transactions.

The Offeror hereby certifies that its firm and its principals are not currently suspended or debarred from bidding on any Federal, State, or City of Austin Contracts.

Contractor's Name: Fairway Supply, Inc

Signature of Officer or  
Authorized  
Representative:



Date:



Printed Name:



Title





P.O. Box 400  
Austin, TX 78767-0400  
800.695.2919 | 512.467.0222 | Fax: 800.211.5454  
buyboard.com

November 11, 2015

Sent Via E-mail: gemillican@fairwaysupply.com

Glen Millican  
Fairway Supply, Inc.  
6621 N. Beltline Rd. Suite 130  
Irving TX75063

**Proposal Name & Number:** Building Maintenance, Repair and Operations Supplies and Equipment No. 501-15

Congratulations, your company has been successful on the above referenced proposal! This contract will be effective December 1, 2015. The contract documents are those identified in Section 3 of the General Terms and Conditions of the specifications.

To see the items your company has been awarded, please review the proposal tabulation No. 501-15 on the following website: [www.buyboard.com/vendor](http://www.buyboard.com/vendor). Only items marked as awarded to your company can be sold through the BuyBoard contract. In addition, on this website you will find the membership list which will provide you with the names of all entities with membership in our purchasing cooperative.

Attached to this letter you will find the following documents:

Vendor Quick Reference Sheet  
Electronic Catalog Format Instructions  
Vendor Billing Procedures

**Receipt of a purchase order directly from a Cooperative member is not within the guidelines of the Cooperative.** Accepting orders directly from member entities may result in a violation of the State of Texas

Competitive bid statute and cancellation of the proposal award therefore all orders must be processed through the Cooperative in order to comply. We request your assistance in immediately forwarding by fax (1-800-211-5454) to the cooperative any orders received directly from member entities. If by chance an order sent directly to you has been unintentionally processed, please fax it to the Cooperative (1-800-211-5454) and note it as **RECORD ONLY** to prevent duplication.

**Per proposal specifications, awarded vendors will have 60 days to submit their electronic catalog including pricing unless you submitted website with pricing. If the electronic data is not provided within 60 days of notice of award, we reserve the right to inactivate any company's award information from the BuyBoard until such time the electronic data is received.**

On behalf of the Texas Association of School Boards, we appreciate your interest in the Cooperative and we are looking forward to your participation in the program. If you have any questions, please contact BuyBoard Procurement Staff at 800-695-2919.

Sincerely,

Arturo Salinas  
BuyBoard Procurement Director



The Local Government Purchasing Cooperative is endorsed by the Texas Association of School Boards, Texas Municipal League, Texas Association of Counties, and the Texas Association of School Administrators.





12007 Research Boulevard • Austin, Texas 78759-2439  
PH: 800-695-2919 • FAX: 800-211-5454 • [www.vendor.buyboard.com](http://www.vendor.buyboard.com)

4. If the Cooperative accepts any part of your Proposal and awards you a contract, you will furnish all awarded products or services at the prices quoted and in strict compliance with the Requirements (unless specific exceptions are noted in the Proposal), including without limitation the Requirements related to:
  - a. conducting business with Cooperative members, including offering pricing to members that is the best you offer compared to similar customers;
  - b. payment of a service fee in the amount specified and as provided for in this Proposal Invitation;
  - c. the **possible** award of a piggy-back contract by another governmental entity, in which event you will offer the awarded goods and services in accordance with the Requirements; and
  - d. submitting price sheets or catalogs in the proper format for posting on the BuyBoard as a prerequisite to activation of your contract;
5. You have clearly identified any information in your Proposal that you believe to be confidential or proprietary or that you do not consider to be public information subject to public disclosure under a Texas Public Information Act request or similar public information law;
6. The individual signing this Agreement is duly authorized to enter into the contractual relationship represented by this Proposal Invitation on your behalf and bind you to the Requirements, and such individual (and any individual signing a Form) is authorized and has the requisite knowledge to provide the information and make the representations and certifications required in the Requirements;
7. You have carefully reviewed your Proposal, and certify that all information provided is true, complete and accurate, and you authorize the Cooperative to take such action as it deems appropriate to verify such information; and
8. Any misstatement, falsification, or omission in your Proposal, whenever or however discovered, may disqualify you from consideration for a contract award under this Proposal Invitation or result in termination of an award or any other remedy or action provided for in the General Terms and Conditions or by law.



12007 Research Boulevard • Austin, Texas 78759-2439  
PH: 800-695-2919 • FAX: 800-211-5454 • www.vendor.buyboard.com

## **VENDOR PURCHASE ORDER, REQUEST FOR QUOTES, AND INVOICE RECEIPT OPTIONS**

Company: Fairway Supply, Inc General Contact Name: Glen Millican

**Purchase Orders:** Purchase orders from Cooperative members will be available through the Internet or by facsimile.

**Option 1: Internet.** Vendors need Internet access and at least one e-mail address so that notification of new orders can be sent to the Internet contact when a new purchase order arrives. An information guide will be provided to vendors that choose this option to assist them with retrieving their orders.

**Option 2: Fax.** Vendors need a designated fax line available at all times to receive purchase orders.

Please choose **only one (1)** of the following options for receipt of purchase orders and provide the requested information:

☒ I will use the **INTERNET** to receive purchase orders.

E-mail Address: gemillican@fairwaysupply.com

Internet Contact: Glen Millican Phone: 512-452-6300

Alternate E-mail Address: kmillican@fairwaysupply.com

Alternate Internet Contact: Kathy Millican Phone: 512-452-6300

☐ I will receive purchase orders via **FAX**.

Fax Number: \_\_\_\_\_

Fax Contact: \_\_\_\_\_ Phone: \_\_\_\_\_

**Request for Quotes ("RFQ"):** Cooperative members will send RFQs to you by e-mail. Please provide e-mail addresses for the receipt of RFQs:

E-mail Address: gemillican@fairwaysupply.com

Alternate E-mail Address: kmillican@fairwaysupply.com

**Invoices:** Your company will be billed monthly for the service fee due under a contract awarded under this Proposal Invitation. **All invoices are available on the BuyBoard website and e-mail notifications will be sent when they are ready to be retrieved.** Please provide the following address, contact and e-mail information for receipt of service fee invoices and related communications:

Mailing address: 6621 N Beltline Rd Ste 130 Department: Accounts Payable

City: Irving State: TX Zip Code: 75063

Contact Name: Carol Coomer Phone: 214-350-0021 (X1006)

Fax: 214 492 4197 E-mail Address: ccoomer@fairwaysupply.com

Alternative E-mail Address: kmillican@fairwaysupply.com



12007 Research Boulevard • Austin, Texas 78759-2439  
PH: 800-695-2919 • FAX: 800-211-5454 • www.vendor.buyboard.com

## **FELONY CONVICTION DISCLOSURE AND DEBARMENT CERTIFICATION**

### **FELONY CONVICTION DISCLOSURE**

Subsection (a) of Section 44.034 of the Texas Education Code (Notification of Criminal History of Contractor) states: "A person or business entity that enters into a contract with a school district must give advance notice to the district if the person or an owner or operator has been convicted of a felony. The notice must include a general description of the conduct resulting in the conviction of a felony."

Section 44.034 further states in Subsection (b): "A school district may terminate a contract with a person or business entity if the district determines that the person or business entity failed to give notice as required by Subsection (a) or misrepresented the conduct resulting in the conviction. The district must compensate the person or business entity for services performed before the termination of the contract."

Please check (v) one of the following:

- ☐ My company is a publicly-held corporation. (Advance notice requirement does not apply to publicly-held corporation.)  
☒ My company is not owned or operated by anyone who has been convicted of a felony.  
☐ My company is owned/operated by the following individual(s) who has/have been convicted of a felony:

Name of Felon(s): \_\_\_\_\_

Details of Conviction(s): \_\_\_\_\_

By signature below, I certify that the above information is true, complete and accurate and that I am authorized by my company to make this certification.

Fairway Supply Inc.  
Company Name  
Glen E. Millican  
Signature of Authorized Company Official  
Glen E. Millican  
Printed Name

### **DEBARMENT CERTIFICATION**

Neither my company nor an owner or principal of my company has been debarred, suspended or otherwise made ineligible for participation in Federal Assistance programs under Executive Order 12549, "Debarment and Suspension," as described in the Federal Register and Rules and Regulations.

By signature below, I certify that the above is true, complete and accurate and that I am authorized by my company to make this certification.

Fairway Supply Inc.  
Company Name  
Glen E. Millican  
Signature of Authorized Company Official  
Glen E. Millican  
Printed Name





12007 Research Boulevard • Austin, Texas 78759-2439  
PH: 800-695-2919 • FAX: 800-211-5454 • www.vendor.buyboard.com

### **RESIDENT/NONRESIDENT CERTIFICATION**

Chapter 2252, Subchapter A, of the Texas Government Code establishes certain requirements applicable to proposers who are not Texas residents. Under the statute, a "resident" proposer is a person whose principal place of business is in Texas, including a person whose ultimate parent company or majority owner has its principal place of business in Texas. A "nonresident" proposer is a person who is not a Texas resident. Please indicate the status of your company as a "resident" proposer or a "nonresident" proposer under these definitions. Please check (✓) one of the following.

☒ I certify that my company is a **Resident Proposer.**

☐ I certify that my company is a **Nonresident Proposer.**

If your company is a Nonresident Proposer, you must provide the following information for your resident state (the state in which your company's principal place of business is located):

\_\_\_\_\_  
Company Name

\_\_\_\_\_  
Address

\_\_\_\_\_  
City

\_\_\_\_\_  
State

\_\_\_\_\_  
Zip Code

A. Does your resident state require a proposer whose principal place of business is in Texas to under-price proposers whose resident state is the same as yours by a prescribed amount or percentage to receive a comparable contract?

☐ Yes ☐ No

B. What is the prescribed amount or percentage? \$ \_\_\_\_\_ or \_\_\_\_\_ %

### **VENDOR EMPLOYMENT CERTIFICATION**

Section 44.031(b) of the Texas Education Code establishes certain criteria that a school district must consider when determining to whom to award a contract. Among the criteria for certain contracts is whether the vendor or the vendor's ultimate parent or majority owner (i) has its principal place of business in Texas; or (ii) employs at least 500 people in Texas.

If neither your company nor the ultimate parent company or majority owner has its principal place of business in Texas, does your company, ultimate parent company, or majority owner employ at least 500 people in Texas? Please check (✓) one of the following.

☐ Yes

☒ No

By signature below, I certify that the information in Sections 1 (*Resident/Nonresident Certification*) and 2 (*Vendor Employment Certification*) above is true, complete and accurate and that I am authorized by my company to make this certification.

Fairway Supply, Inc.  
Company Name

Glen E. Millican  
Signature of Authorized Company Official

Glen E. Millican  
Printed Name



12007 Research Boulevard • Austin, Texas 78759-2439  
PH: 800-695-2919 • FAX: 800-211-5454 • www.vendor.buyboard.com

## **HISTORICALLY UNDERUTILIZED BUSINESS CERTIFICATION**

A proposer that has been certified as a Historically Underutilized Business (also known as a Minority/Women Business Enterprise or "MWBE" and all referred to in this form as a "HUB") is encouraged to indicate its HUB certification status when responding to this Proposal Invitation. The electronic catalogs will indicate HUB certifications for vendors that properly indicate and document their HUB certification on this form.

Please check (✓) all that apply

- ☐ I certify that my company has been certified as a HUB in the following categories:
- ☐ **Minority Owned Business**
  - ☐ **Women Owned Business**
  - ☐ **Service-Disabled Veteran Owned Business (veteran defined by 38 U.S.C. §101(2), who has a service-connected disability as defined by U.S.C. § 101(16), and who has a disability rating of 20% or more as determined by the U. S. Department of Veterans Affairs or Department of Defense)**

**Certification Number:**

\_\_\_\_\_

**Name of Certifying Agency:**

\_\_\_\_\_

- ☒ My company has **NOT** been certified as a HUB.

By signature below, I certify that the above is true, complete and accurate and that I am authorized by my company to make this certification.

Fairway Supply, Inc.  
Company Name

Glen E. Millican  
Signature of Authorized Company Official

Glen E. Millican  
Printed Name



12007 Research Boulevard • Austin, Texas 78759-2439  
PH: 800-695-2919 • FAX: 800-211-5454 • [www.vendor.buyboard.com](http://www.vendor.buyboard.com)

### **AFFIRMATION REGARDING CONSTRUCTION-RELATED GOODS AND SERVICES**


A contract awarded under this Proposal Invitation covers only the specific goods and services awarded by the BuyBoard. As explained in the BuyBoard Construction Related Goods and Services Advisory for Texas Members ("Advisory"), **Texas law prohibits the procurement of architecture or engineering services through a purchasing cooperative. This BuyBoard contract does not include such services. Architecture or engineering services must be procured by a Cooperative member separately, in accordance with the Professional Services Procurement Act (Chapter 2254 of the Texas Government Code) and other applicable law and local policy.**

The Advisory, attached to this Form F, provides an overview of certain legal requirements that are potentially relevant to a Cooperative member's procurement of construction or construction-related goods and services, including those for projects that may involve or require architecture, engineering or independent testing services.

By signature below, the undersigned affirms that Proposer has read and understands the Advisory attached to this Form F and is authorized by Proposer to make this affirmation. If Proposer sells construction-related goods or services to a Cooperative member under a BuyBoard contract awarded under this Proposal Invitation, Proposer will comply with the Advisory and applicable legal requirements, make a good faith effort to make its Cooperative member customers or potential Cooperative member customers aware of such requirements, and provide a Cooperative member with a copy of the Advisory before executing a Member Construction Contract with the member or accepting the member's purchase order for construction-related goods or services, whichever comes first.

  
Signature of Authorized Company Official

Fairway Supply, Inc  
Company Name

Glen E. Miller  
Printed Name  
  
Date



12007 Research Boulevard • Austin, Texas 78759-2439  
PH: 800-695-2919 • FAX: 800-211-5454 • [www.vendor.buyboard.com](http://www.vendor.buyboard.com)

## **BUYBOARD PROCUREMENT AND CONSTRUCTION-RELATED GOODS AND SERVICES ADVISORY FOR TEXAS MEMBERS**

**Why make purchases using BuyBoard?** Purchasing through a cooperative or "interlocal contract" satisfies the requirement of local governments to seek competitive procurement for the purchase of goods or services.<sup>1</sup> Therefore, you may purchase goods and services from a vendor through BuyBoard without having to conduct your own competitive procurement. If, however, you are procuring construction-related services through a BuyBoard Job Order Contract (JOC) or contract for the installation of equipment or materials (e.g., athletic fields and surfaces, kitchen equipment, HVAC, playground equipment, or modular buildings), you may, as explained in this Advisory, need to procure certain aspects of these services using a separate procurement process outside of the BuyBoard and should consult your procurement officer and/or legal advisor for specific advice.

**What is BuyBoard's Procurement Process?** The BuyBoard uses a competitive procurement process to award contracts to vendors for goods and services that the BuyBoard determines, based on an evaluation of multiple criteria, represents the best value for its members.

**How does BuyBoard award a contract to a vendor?** As a condition of being awarded a BuyBoard contract, a vendor is bound by and must agree to comply with all the terms of the BuyBoard's proposal invitation (or specifications), the vendor's proposal response, and any additional contract terms negotiated with the BuyBoard member. Among other things, the vendor must honor the pricing submitted in the vendor's proposal. **THE PRICE YOU PAY FOR THE GOODS AND SERVICES COVERED BY THE BUYBOARD CONTRACT MAY BE LESS THAN THE AWARDED PRICING, BUT CANNOT BE MORE.** Additionally, the vendor must comply with the BuyBoard contract's general terms and conditions, and any additional terms and conditions that apply to the specific BuyBoard contract, as set out in the proposal invitation.

**How does a BuyBoard member make purchases through the BuyBoard contract?** You utilize the awarded BuyBoard contract by issuing a signed purchase order through the BuyBoard online application to procure the selected goods or services. Although BuyBoard must receive a copy of the signed purchase order, BuyBoard does not review or approve the purchase order or other supplemental agreement that you obtain – this is a matter between you and the vendor. If construction-related services are procured through the BuyBoard, additional contracts with professionals and the contractor may be required, depending on the nature and scope of the services. As stated above, you should consult your procurement officer and/or legal advisor for specific advice.

### **How do I know that my entity has made a purchase through the BuyBoard?**

BuyBoard must have a copy of the purchase order in order for the purchase to be considered a BuyBoard procurement. To ensure that your entity has satisfied state law requirements for competitive procurement, make sure that the BuyBoard has your purchase order. Do not rely on the vendor to submit the purchase order on your behalf; it is your responsibility to make sure that the BuyBoard has the signed purchase order. You may log in to [www.buyboard.com](http://www.buyboard.com) using your member I.D. and password to view the Purchase Order Status Report to confirm that the purchase order is in the BuyBoard system.

**What should BuyBoard members consider when using BuyBoard for construction-related purchases?** While purchasing goods and services through BuyBoard satisfies your legal requirement to competitively procure a good or service, as a general matter you must keep in mind other legal requirements that may relate to the purchase, especially when using BuyBoard for construction-related procurement.

When making construction-related purchases through a BuyBoard contract, BuyBoard members must consider the following:



12007 Research Boulevard • Austin, Texas 78759-2439  
PH: 800-695-2919 • FAX: 800-211-5454 • [www.vendor.buyboard.com](http://www.vendor.buyboard.com)

- **Best value determination.** In compliance with Texas law and any local policy, your entity must first determine that purchasing through an interlocal contract or purchasing cooperative is the procurement method that will provide best value.<sup>ii</sup> This is done by the governing body (e.g., board of trustees, council, commissioners' court, etc.) or may be delegated by the governing body to an individual or committee, with written notice.
- **Products or services not covered by the BuyBoard contract.** The BuyBoard contract covers only the specific goods and services awarded by the BuyBoard. If you want to purchase from a BuyBoard vendor goods or services from a BuyBoard vendor that are not covered by the vendor's BuyBoard contract, such as architectural, design, or engineering services, you must procure them separately in accordance with state law and local policy.
- **Architectural or Engineering and Independent Testing services.** If your procurement includes a construction component that requires architectural or engineering services, you must procure those services separately. **YOU MAY NOT PROCURE ARCHITECTURAL OR ENGINEERING SERVICES THROUGH A BUYBOARD CONTRACT.** Texas law requires architectural and engineering services to be obtained in accordance with the Professional Services Procurement Act (Chapter 2254 of the Texas Government Code) and prohibits them from being procured through a purchasing cooperative.<sup>iii</sup>
  - **Architecture.** A new building owned by a political subdivision having construction costs exceeding \$100,000 or an alteration or addition to an existing building having construction costs exceeding \$50,000 must have architectural plans and specifications prepared by an architect.<sup>iv</sup> (An "alteration" or "addition" for purposes of this requirement requires the removal, relocation, or addition of a wall or partition or the alteration or addition of an exit.)
  - **Engineering.** If the goods or services procured through the BuyBoard will involve engineering in which the public health, welfare, or safety is involved, the plans for structural, mechanical, electrical, electronic, fire suppression, geotechnical systems, foundation design, surface water drainage, plumbing and certain roof modifications and associated estimates must be prepared by an engineer, and the engineering construction must be performed under the direct supervision of an engineer.<sup>v</sup> The Engineering Practice Act provides two exceptions to this rule – no engineer is required if (1) the project involves mechanical or electrical engineering and will cost \$8,000 or less, or (2) the project does not require mechanical or electrical engineering and will cost \$20,000 or less.<sup>vi</sup>
  - **Independent Testing.** If acceptance of a facility by a public entity involves independent testing of construction materials engineering and/or verification testing services, the testing services should be procured under the Professional Services Procurement Act, and may not be procured under a BuyBoard contract.
  - **Written Certification.** Effective 09/01/2013, a local governmental entity purchasing construction-related goods and services through a cooperative in an amount that exceeds \$50,000 must designate a person to certify in writing that the project does not require the preparation of plans or specifications by an architect or engineer OR that an architect or engineer has prepared the plans or specifications.<sup>vii</sup>



**Proposal Number: 501-15**

**Proposal Name: Building Maintenance, Repair & Operations Supplies & Equipment**

**Company: Fairway Supply, Inc.**

**Deviation & Compliance Signature: Form F, Deviations**

**Action: Response**

*List and fully explain any deviations you are submitting:*

- 1) Number of Days for Delivery
  - a. Delivery days may be lesser than estimated days for delivery if product is part of Fairway Supply's well stocked inventory.
  - b. Delivery days may be greater than estimated days for delivery if manufacturer's lead time is greater on special order items.
- 2) Some manufactures quote on a case-by-case basis due to the nature of the material being requested, therein do not offer list prices, nor discounts.
  - a. Ex: Doors, frames, custom security/access control, etc.
- 3) Items offered through TXMAS may be purchased through BuyBoard at the TXMAS price.
  - a. These items may be found in the TXMAS catalog.

Fairway Supply Inc  
Company Name

Gilene E. Mullica  
Signature of Authorized Company Official

GILENE E. Mullica  
Printed Name



12007 Research Boulevard • Austin, Texas 78759-2439  
PH: 800-695-2919 • FAX: 800-211-5454 • [www.vendor.buyboard.com](http://www.vendor.buyboard.com)

- **Bonds.** You must also consider whether the vendor is required to provide a payment or performance bond. A payment bond is required for contracts that exceed \$25,000 to protect subcontractors who supply labor or materials for the project. A performance bond is required for a contract that exceeds \$100,000, to protect the local government if a contractor fails to complete the project.<sup>viii</sup> Without payment and performance bonds, if the contractor fails to pay its subcontractors or to complete the project, the public entity that entered the contract can be held responsible for payment claims or costs to complete.
- **Construction Contract.** Even though the procurement of construction or construction-related services may be through the BuyBoard, your construction contract is between your entity and the contractor. The BuyBoard contract's general terms and conditions, standing alone, are not sufficient to document your entity's specific transaction. THEREFORE, YOU SHOULD USE AN APPROPRIATE FORM OF CONSTRUCTION CONTRACT JUST AS YOU WOULD DO IF YOU PROCURED CONSTRUCTION SERVICES INDEPENDENTLY, USING COMPETITIVE SEALED PROPOSALS. The contract must contain provisions required by state law including: performance and payment bonds, requirements for payment of prevailing wages to all construction workers, workers' compensation coverage for all workers and, on projects where contractor employees may have direct contact with students, criminal history record checks. Other provisions which should be considered in the construction contract are retainage, contingency, liquidated damages and dispute resolution, among others. By supplementing the BuyBoard contract with an appropriate form of construction contract, you ensure that your entity's unique interests are addressed and that your entity can enforce the contract directly.
- **Legal advice.** Because of the variety of laws that relate to construction-related purchasing and the potential risk of high exposure, you are well-advised to consult with your entity's legal counsel before procuring construction-related goods and services under any procurement method, including a purchasing cooperative.

**This Advisory is provided for educational purposes only to facilitate a general understanding of the law. This Advisory is neither an exhaustive treatment on the subject nor is it intended to substitute for the advice of an attorney.**

For more information about BuyBoard, contact us at 800-695-2919.

- 
- i. Tex. Gov't Code §791.025 and Tex. Local Gov't Code §271.102.
  - ii. Tex. Ed. Code §44.031(a) (school districts); Tex. Local Gov't Code §252.043(a)(municipalities) and §262.022(5-a) and §262.027(counties)
  - iii. Tex. Gov't Code §2254.004 and §791.011(h)
  - iv. Tex. Occ. Code §1051.703
  - v. Tex. Occ. Code §1001.0031(c)
  - vi. Tex. Occ. Code §1001.053
  - vii. Tex. Gov't Code §791.011(j), effective September 1, 2013
  - viii. Tex. Gov't Code §2253.021(a)

*Issued March 31, 2014*



12007 Research Boulevard • Austin, Texas 78759-2439  
PH: 800-695-2919 • FAX: 800-211-5454 • www.vendor.buyboard.com

## **DEVIATION AND COMPLIANCE SIGNATURE FORM**

If your company intends to deviate from the General Terms and Conditions, Item Specifications or other requirements associated with this Proposal Invitation, you must list all such deviations on this form, and provide complete and detailed information regarding the deviations on this form, an attachment to this form, or elsewhere in your Proposal. (If you do not provide the information on or as an attachment to this form, the information must be clearly identified in your Proposal.) The Cooperative will consider any deviations in its contract award decision, and reserves the right to accept or reject a proposal based upon any submitted deviation.

In the absence of any deviation identified and described in accordance with the above, your company must fully comply with the General Terms and Conditions, Item Specifications and all other requirements associated with this Proposal Invitation if awarded a contract under this Proposal Invitation.

- ☐ **No;** Deviations  
☒ **Yes;** Deviations

List and fully explain any deviations you are submitting:

See attached form F deviations

### **PLEASE PROVIDE THE FOLLOWING INFORMATION:**

1. Shipping Via: ☒ Common Carrier ☐ Company Truck ☐ Prepaid and Add to Invoice ☐ Other:

2. Payment Terms: ☒ Net 30 days ☐ 1% in 10/Net 30 days ☐ Other:

3. Number of Days for Delivery: 15-20 ARO

4. Vendor Reference/Quote Number: NA

5. State your return policy: Negotiations assessed on a case-by-case basis

6. Are electronic payments acceptable? ☒ Yes ☐ No

Fairway Supply, Inc.  
Company Name

Glenn E. Milligan  
Signature of Authorized Company Official

Glenn E. Milligan  
Printed Name



12007 Research Boulevard • Austin, Texas 78759-2439  
PH: 800-695-2919 • FAX: 800-211-5454 • www.vendor.buyboard.com

## DEALERSHIP LISTINGS

If you have more than one location that will service a contract awarded under this Proposal Invitation, please list each location below. If additional sheets are required, please duplicate this form as necessary.

Fairway Supply, Inc  
Company Name

8814 Shoal Creek Blvd.  
Address

Austin, Tx 78757  
City State Zip

512-452-6300 512-452-8014  
Phone Number Fax Number

Kathy Millican, Glen E. Millican  
Contact Person

Fairway Supply, Inc.  
Company Name

6621 N. Beltline Rd. Ste 130  
Address

Irving Tx 75063  
City State Zip

214-350-0021 214-352-4299  
Phone Number Fax Number

Robert Carter  
Contact Person



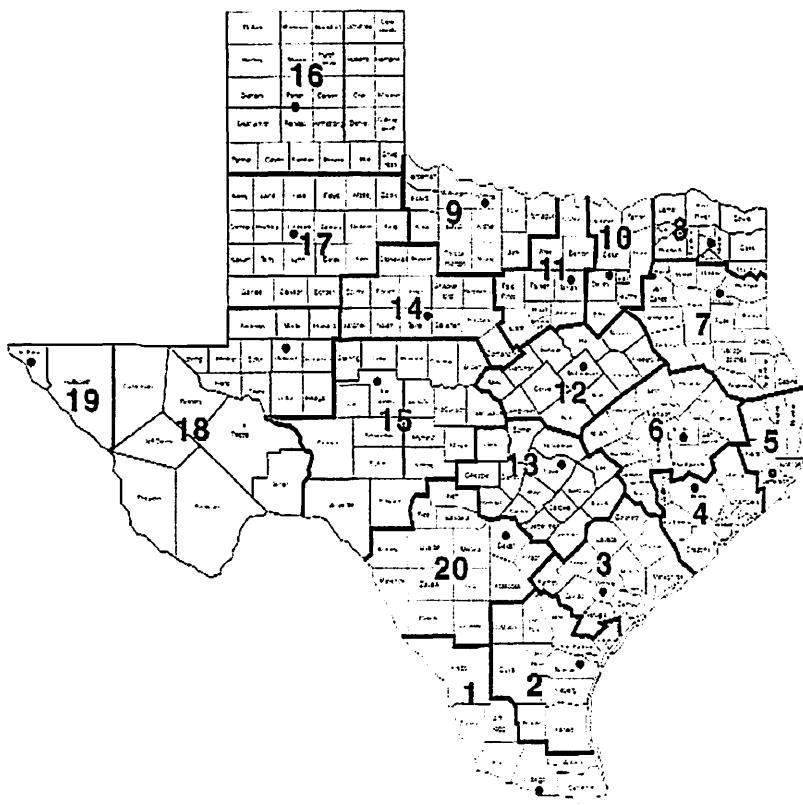
12007 Research Boulevard • Austin, Texas 78759-2439  
PH: 800-695-2919 • FAX: 800-211-5454 • www.vendor.buyboard.com

## TEXAS REGIONAL SERVICE DESIGNATION

**Unless you designate otherwise on this form, you agree to service members of The Local Government Purchasing Cooperative statewide!**

The Cooperative (referred to as "Texas Cooperative" in this Form I and Form J, State Service Designation) offers vendors the opportunity to service its members throughout the entire State of Texas. If you do not plan to service all Texas Cooperative members statewide, you **must** indicate the specific regions you will service on this form. Additionally, if you do not plan to service Texas Cooperative members (i.e., if you will service only states other than Texas), you must so indicate on this form.

### Regional Education Service Centers



☒ I will service Texas Cooperative members statewide.

☐ I will not service Texas Cooperative members statewide. I will only service members in the regions checked below:

#### Region Headquarters

- |                          |    |                |
|--------------------------|----|----------------|
| <input type="checkbox"/> | 1  | Edinburg       |
| <input type="checkbox"/> | 2  | Corpus Christi |
| <input type="checkbox"/> | 3  | Victoria       |
| <input type="checkbox"/> | 4  | Houston        |
| <input type="checkbox"/> | 5  | Beaumont       |
| <input type="checkbox"/> | 6  | Huntsville     |
| <input type="checkbox"/> | 7  | Kilgore        |
| <input type="checkbox"/> | 8  | Mount Pleasant |
| <input type="checkbox"/> | 9  | Wichita Falls  |
| <input type="checkbox"/> | 10 | Richardson     |
| <input type="checkbox"/> | 11 | Fort Worth     |
| <input type="checkbox"/> | 12 | Waco           |
| <input type="checkbox"/> | 13 | Austin         |
| <input type="checkbox"/> | 14 | Abilene        |
| <input type="checkbox"/> | 15 | San Angelo     |
| <input type="checkbox"/> | 16 | Amarillo       |
| <input type="checkbox"/> | 17 | Lubbock        |
| <input type="checkbox"/> | 18 | Midland        |
| <input type="checkbox"/> | 19 | El Paso        |
| <input type="checkbox"/> | 20 | San Antonio    |

Fairway Supply, Inc.  
Company Name

Glen E. Milligan  
Signature of Authorized Company Official

GLEN E. MILLIGAN  
Printed Name

☐ I will not service members of the Texas Cooperative.





12007 Research Boulevard • Austin, Texas 78759-2439  
PH: 800-695-2919 • FAX: 800-211-5454 • www.vendor.buyboard.com

## **STATE SERVICE DESIGNATION**

The Cooperative offers vendors the opportunity to service other governmental entities in the United States, including intergovernmental purchasing cooperatives such as the National Purchasing Cooperative BuyBoard. You must complete this form if you plan to service the entire United States, or will service only the specific states indicated. *(Note: If you plan to service Texas Cooperative members, be sure that you complete Form I, Texas Regional Service Designation.)*

☒ I will service all states in the United States.

☐ I will not service all states in the United States. I will service only the states checked below:

- |  |   |
|--|---|
| <input type="checkbox"/> Alabama   | <input type="checkbox"/> Nebraska       |
| <input type="checkbox"/> Alaska  | <input type="checkbox"/> Nevada         |
| <input type="checkbox"/> Arizona   | <input type="checkbox"/> New Hampshire  |
| <input type="checkbox"/> Arkansas  | <input type="checkbox"/> New Jersey     |
| <input type="checkbox"/> California (Public Contract Code 20118 & 20652) | <input type="checkbox"/> New Mexico     |
| <input type="checkbox"/> Colorado  | <input type="checkbox"/> New York       |
| <input type="checkbox"/> Connecticut                                     | <input type="checkbox"/> North Carolina |
| <input type="checkbox"/> Delaware  | <input type="checkbox"/> North Dakota   |
| <input type="checkbox"/> District of Columbia                            | <input type="checkbox"/> Ohio           |
| <input type="checkbox"/> Florida   | <input type="checkbox"/> Oklahoma       |
| <input type="checkbox"/> Georgia   | <input type="checkbox"/> Oregon         |
| <input type="checkbox"/> Hawaii  | <input type="checkbox"/> Pennsylvania   |
| <input type="checkbox"/> Idaho   | <input type="checkbox"/> Rhode Island   |
| <input type="checkbox"/> Illinois  | <input type="checkbox"/> South Carolina |
| <input type="checkbox"/> Indiana   | <input type="checkbox"/> South Dakota   |
| <input type="checkbox"/> Iowa  | <input type="checkbox"/> Tennessee      |
| <input type="checkbox"/> Kansas  | <input type="checkbox"/> Texas          |
| <input type="checkbox"/> Kentucky  | <input type="checkbox"/> Utah           |
| <input type="checkbox"/> Louisiana                                       | <input type="checkbox"/> Vermont        |
| <input type="checkbox"/> Maine   | <input type="checkbox"/> Virginia       |
| <input type="checkbox"/> Maryland  | <input type="checkbox"/> Washington     |
| <input type="checkbox"/> Massachusetts                                   | <input type="checkbox"/> West Virginia  |
| <input type="checkbox"/> Michigan  | <input type="checkbox"/> Wisconsin      |
| <input type="checkbox"/> Minnesota                                       | <input type="checkbox"/> Wyoming        |
| <input type="checkbox"/> Mississippi                                     |   |
| <input type="checkbox"/> Missouri  |   |
| <input type="checkbox"/> Montana   |   |

This form will be used to ensure that you can service other governmental entities throughout the United States as indicated. Your signature below confirms that you understand your service commitments during the term of a contract awarded under this proposal.

Fairway Supply Inc.  
Company Name  
Glen E. Milligan  
Signature of Authorized Company Official

GLEN E. MILLIGAN  
Printed Name



12007 Research Boulevard • Austin, Texas 78759-2439  
PH: 800-695-2919 • FAX: 800-211-5454 • [www.vendor.buyboard.com](http://www.vendor.buyboard.com)

## **NATIONAL PURCHASING COOPERATIVE VENDOR AWARD AGREEMENT**

In accordance with the Terms and Conditions associated with this Proposal Invitation, a contract awarded under this Proposal Invitation may be "piggy-backed" by another governmental entity. The National Purchasing Cooperative is an intergovernmental purchasing cooperative formed by certain school districts outside of Texas to serve its members throughout the United States. If you agree to be considered for a piggy-back award by the National Purchasing Cooperative, you agree to the following terms and agree to serve National Purchasing Cooperative members in the states you have indicated on Form J, State Service Designation, in your Proposal.

**By signing this form, Proposer (referred to in this Agreement as "Vendor") agrees as follows:**

1. Vendor acknowledges that if The Local Government Purchasing Cooperative ("Texas Cooperative") awards Vendor a contract under this Proposal Invitation ("Underlying Award"), the National Purchasing Cooperative ("National Cooperative") may - but is not required to - "piggy-back" on or re-award all or a portion of that Underlying Award ("Piggy-Back Award"). By signing this National Cooperative Vendor Award Agreement ("Agreement"), Vendor accepts and agrees to be bound by any such Piggy-Back Award as provided for herein.
2. In the event National Cooperative awards Vendor a Piggy-Back Award, the National Cooperative Administrator ("BuyBoard Administrator") will notify Vendor in writing of such Piggy-Back Award, which award shall commence on the effective date stated in the Notice and end on the expiration date of the Underlying Award, subject to annual renewals as authorized in writing by the BuyBoard Administrator. Vendor agrees that no further signature or other action is required of Vendor in order for the Piggy-Back Award and this Agreement to be binding upon Vendor. Vendor further agrees that no interlineations or changes to this Agreement by Vendor will be binding on National Cooperative, unless such changes are agreed to by its BuyBoard Administrator in writing.
3. Vendor agrees that it shall offer its goods and services to National Cooperative members at the same unit pricing and same general terms and conditions, subject to applicable state laws in the state of purchase, as required by the Underlying Award. However, nothing in this Agreement prevents Vendor from offering National Cooperative members better (i.e., lower) competitive pricing and more favorable terms and conditions than those in the Underlying Award.
4. Vendor hereby agrees and confirms that it will serve those states it has designated on Form J (State Service Designation Form) of this Proposal Invitation. Any changes to the states designated on Form J must be approved in writing by the BuyBoard Administrator.
5. Vendor agrees to pay National Cooperative the service fee provided for in the Underlying Award based on the amount of purchases generated from National Cooperative members through the Piggy-Back Award. Vendor shall remit payment to National Cooperative on such schedule as it specifies (which shall not be more often than monthly). Further, upon request, Vendor shall provide National Cooperative with copies of all purchase orders generated from National Cooperative members for purposes of reviewing and verifying purchase activity. Vendor further agrees that National Cooperative shall have the right, upon reasonable written notice, to review Vendor's records pertaining to purchases made by National Cooperative members in order to verify the accuracy of service fees.



12007 Research Boulevard • Austin, Texas 78759-2439  
PH: 800-695-2919 • FAX: 800-211-5454 • www.vendor.buyboard.com

6. Vendor agrees that the Underlying Award, including its General Terms and Conditions, are adopted by reference to the fullest extent such provisions can reasonably apply to the post-proposal/contract award phase. The rights and responsibilities that would ordinarily inure to the Texas Cooperative pursuant to the Underlying Award shall inure to National Cooperative; and, conversely, the rights and responsibilities that would ordinarily inure to Vendor in the Underlying Award shall inure to Vendor in this Agreement. Vendor recognizes and agrees that Vendor and National Cooperative are the only parties to this Agreement, and that nothing in this Agreement has application to other third parties, including the Texas Cooperative. In the event of conflict between this Agreement and the terms of the Underlying Award, the terms of this Agreement shall control, and then only to the extent necessary to reconcile the conflict.

7. This Agreement shall be governed and construed in accordance with the laws of the State of Rhode Island and venue for any dispute shall lie in the federal district court of Alexandria, Virginia.

8. Vendor acknowledges and agrees that the award of a Piggy-Back Award is within the sole discretion of National Cooperative, and that this Agreement does not take effect unless and until National Cooperative awards Vendor a Piggy-Back Award and the BuyBoard Administrator notifies Vendor in writing of such Piggy-Back Award as provided for herein.

WHEREFORE, by signing below Vendor agrees to the foregoing and warrants that it has the authority to enter into this Agreement.

Fairway Supply, Inc  
Name of Vendor

501-15  
Proposal Invitation Number

Glenn E. Milligan  
Signature of Authorized Company Official

Glenn E. Milligan  
Printed Name of Authorized Company Official

9-3-15  
Date



12007 Research Boulevard • Austin, Texas 78759-2439  
PH: 800-695-2919 • FAX: 800-211-5454 • www.vendor.buyboard.com

## **FEDERAL AND STATE/PURCHASING COOPERATIVE DISCOUNT COMPARISON FORM**

The Cooperative strives to provide its members with the best services and products at the best prices available. The Cooperative determines whether prices/discounts are fair and reasonable by comparing prices/discounts stated in your Proposal with prices/discounts you offer federal and state entities and other interlocal purchasing cooperatives (collectively referred to as "purchasing cooperative" in this form). Please respond to the following questions.

1. Provide the dollar value of sales to or through purchasing cooperatives at or based on an established catalog or market price during the previous 12-month period or the last fiscal year: \$ 664,764.43 (The period of the 12 month period is July 2014 / Dec 31, 2014. In the event that a dollar value is not an appropriate measure of the sales, provide and describe your own measure of the sales of the item(s).
2. Based on your written discounting policies are the discounts you offer the Cooperative equal to or better than the best price you offer other purchasing cooperatives acquiring the same items regardless of quantity or terms and conditions?  
YES ☒ NO ☐
3. Based on your written discounting policies, provide the information requested below for other purchasing cooperatives, either in the chart below or in an equivalent format. Rows should be added to accommodate as many purchasing cooperatives as required.

PURCHASING GROUP	DISCOUNT (%)	QUANTITY/VOLUME	FOB TERM
1. Federal General Services Adm.	43%	27,000	2% 20 Net 30
2. T-PASS			
3. U.S. Communities Purchasing Alliance			
4. The Cooperative Purchasing Network			
5. Houston-Galveston Area Council			
6. Other <u>TX MAS</u>	50%	0	2% 20 Net 30

☐ MY COMPANY DOES NOT CURRENTLY HAVE ANY OF THE ABOVE OR SIMILAR TYPE CONTRACTS.

### **CURRENT BUYBOARD VENDORS**

If you are a current BuyBoard vendor, indicate the discount for your current BuyBoard contract and the proposed discount in this Proposal. Explain any difference between your current and proposed discounts.

Current Discount (%): Varies Proposed Discount (%): Varies

Explanation: Pricing fluct

By signature below, I certify that the above is true, complete and accurate and that I am authorized by my company to make this certification.

Glen E. Milligan  
Signature of Authorized Company Official  
FORM L

Fairway Supply Inc.  
Company Name

Glen E. Milligan  
Printed Name

CONST.V.3.31.15

**Proposal Number: 501-15**

**Proposal Name: Building Maintenance, Repair & Operations Supplies & Equipment**

**Company: Fairway Supply, Inc.**

**Reference & Price/Discount Information: Form L, Part II**

**Action: Response**

***PART II:** For your Proposal to be considered, you must submit the marketing strategy you will use if the Cooperative accepts all or part of your Proposal. (Example: how you will inform Cooperative members of your BuyBoard contract, and how you will continue to support the BuyBoard for the duration of the contract period.)*

Fairway Supply, Inc. has been serving as a supplier of architectural hardware, doors & frames, and related security accessories since 1980. We work with facility managers, maintenance officers, security directors and locksmiths at School Districts, Colleges and Universities, Private Education Facilities, and various Non-Profit entities. Through our successful awards of GSA and TXMAS contracts, we have been able to expand our support of Local, State and Federal Governments on a nationwide level.

Since being awarded contract 339-10, we have successfully implemented the following materials to make BuyBoard members aware of our vendor status:

- BuyBoard logo on all business cards
- BuyBoard contract number in electronic signatures
- Letter of Introduction mailed to existing customer base
- Mailers of awarded commodities referencing our contract number
- A section on our company website explaining BuyBoard and what we offer
- Notation on all applicable quotes of BuyBoard's availability
- Direct personal contact to qualified members through Fairway Personnel
- BuyBoard posters in each of our locations' main sales floor

We fully intend to not only maintain this level of extensive marketing, but expand communications to un-contacted members through mailed introduction letters and personal scheduled meetings with the appropriate member authorities.

Fairway is also working on offering open house meetings to explain the premise and benefits of BuyBoard for select customers or entities whom would benefit greatly. BuyBoard representatives will be asked to attend to provide additional details. In the near future, we will launch e-mailers of offered products and supplies offered through the BuyBoard contract.

While still maintaining our Small, Veteran-Owned status, we hope to continue to offer BuyBoard members the option of utilizing Fairway as a vendor for contract 501-15 by emphasizing the wide array of awarded commodities and ease of program use for all.

Fairway Supply Inc.

Company Name

Glenn E. Millican

Signature of Authorized Company Official

Glenn E Millican

Printed Name





12007 Research Boulevard • Austin, Texas 78759-2439  
PH: 800-695-2919 • FAX: 800-211-5454 • www.vendor.buyboard.com

## REFERENCES, PRICE/DISCOUNT INFORMATION AND MARKETING STRATEGY

**PART I:** For your Proposal to be considered, you must supply a minimum of five (5) individual governmental entity references. Provide the information requested below, including the existing price/discounts you offer each customer. The Cooperative determines whether prices/discounts are fair and reasonable by comparing prices/discounts stated in your Proposal with the prices/discounts you offer other governmental customers. Attach additional pages if necessary.

Entity Name	Contact	Phone#	Discount	Quantity/ Volume	FOB Term
1. Bryan ISD	Deryl Robinson	979-209-7115	Buyboard	Jan 2014 - Present 96,622.07	Destination
2. Texas Military	Joe Kassen	512-782-6957	Varies	2014 - Present 79,055.54	Destination
3. Brownsville ISD	Mitti Garb	361-249-4696	Buyboard	2014 - Present 322,122.60	✓
4. Corpus Christi ISD	Johann O'Brien	956-849-4696	Varies	2014 - Present 196,813.04	✓
5. Roma ISD	Alfonso Perez	1377	Varies	2014 - Present 143,264.55	✓

Do you ever modify your written policies or standard governmental sales practices as identified in the above chart to give better discounts (lower prices) than indicated? YES ☐ NO ☒ If YES, please explain: GSA + TXMAS offered better

pricing than standard customers. TXMAS pricing extended to  
Buyboard customers.

**PART II:** For your Proposal to be considered, you must submit the **MARKETING STRATEGY** you will use if the Cooperative accepts all or part of your Proposal. (Example: How you will initially inform Cooperative members of your BuyBoard contract, and how you will continue to support the BuyBoard for the duration of the contract period.) Attach additional pages if necessary.

By signature below, I certify that the above is true and correct and that I am authorized by my company to make this certification.

Fairway Supply Inc.  
Company Name

Glen E. Milligan  
Signature of Authorized Company Official

Glen E. Milligan  
Printed Name



12007 Research Boulevard • Austin, Texas 78759-2439  
PH: 800-695-2919 • FAX: 800-211-5454 • www.vendor.buyboard.com

## **CONFIDENTIAL/PROPRIETARY INFORMATION FORM**

### **A. Public Disclosure Laws**

All Proposals, forms, documentation, or other materials submitted by Vendor to the Cooperative in response to this Proposal Invitation may be subject to the disclosure requirements of the Texas Public Information Act (Texas Government Code chapter 552.001, *et. seq.*) or similar disclosure law. Proposer must clearly identify on this form any information in its Proposal (including forms, documentation, or other materials submitted with the Proposal) that Proposer considers proprietary or confidential. If Proposer fails to properly identify the information, the Cooperative shall have no obligation to seek protection of such information from public disclosure should a member of the public or other third party request access to the information under the Texas Public Information Act or similar disclosure law. Proposer will be notified of any third party request for information in a Proposal that Proposer has identified in this form as proprietary or confidential.

Does your Proposal (including forms, documentation, or other materials submitted with the Proposal) contain information which Vendor considers proprietary or confidential?

Please check (✓) one of the following:

☒ **NO**, I certify that none of the information included with this Proposal is considered confidential or proprietary.

☐ **YES**, I certify that this Proposal contains information considered confidential or proprietary and all such information is specifically identified on this form.

If you responded "YES", you must identify below the specific information you consider confidential or proprietary. List each page number, form number, or other information sufficient to make the information readily identifiable. The Cooperative and its Administrator will not be responsible for a Proposer's failure to clearly identify information considered confidential or proprietary. Further, by submitting a Proposal, Proposer acknowledges that the Cooperative and its Administrator will disclose information when required by law, even if such information has been identified herein as information the vendor considers confidential or proprietary.

Confidential / Proprietary Information:

---

---

---

---

(Attach additional sheets if needed.)



12007 Research Boulevard • Austin, Texas 78759-2439  
PH: 800-695-2919 • FAX: 800-211-5454 • www.vendor.buyboard.com

**B. Copyright Information**

Does your Proposal (including forms, documentation, or other materials submitted with the Proposal) contain copyright information?

Please check (✓) one of the following:



**NO**, Proposal (including forms, documentation, or other materials submitted with the Proposal) does not contain copyright information.



**YES**, Proposal (including forms, documentation, or other materials submitted with the Proposal) does contain copyright information.

If you responded "YES", identify below the specific documents or pages containing copyright information.

Copyright Information: \_\_\_\_\_

\_\_\_\_\_  
(Attach additional sheets if needed.)

**C. Consent to Release Confidential/Proprietary/Copyright Information to BuyBoard Members**

BuyBoard members (Cooperative and nonprofit members) seeking to make purchases through the BuyBoard may wish to view information included in the Proposals of awarded Vendors. If you identified information on this form as confidential, proprietary, or subject to copyright, and you are awarded a BuyBoard contract, your acceptance of the BuyBoard contract award constitutes your consent to the disclosure of such information to BuyBoard members, including posting of such information on the secure BuyBoard website for members. Note: Neither the Cooperative nor its Administrator will be responsible for the use or distribution of information by BuyBoard members or any other party.

By signature below, I certify that the information in this form is true, complete, and accurate and that I am authorized by my company to make this certification and all consents and agreements contained herein.

Fairway Supply Inc.  
Company Name

Glen E. Milligan  
Signature of Authorized Company Official

Glen E. Milligan  
Printed Name

9-3-15  
Date



12007 Research Boulevard • Austin, Texas 78759-2439  
PH: 800-695-2919 • FAX: 800-211-5454 • www.vendor.buyboard.com

## **VENDOR BUSINESS NAME FORM**

By submitting a Proposal, Proposer is seeking to enter into a legal contract with the Cooperative. As such, a Proposer must be an individual or legal business entity capable of entering into a binding contract. Proposers, must completely and accurately provide the information requested below or your Proposal may be deemed non-responsive.

**Name of Proposing Company:** Fairway Supply Inc.  
*(List the **legal** name of the company seeking to contract with the Cooperative. Do **NOT** list an assumed name, dba, aka, etc. here. Such information may be provided below. If you are submitting a joint proposal with another entity to provide the same proposed goods or services, each submitting entity should complete a separate vendor information form. Separately operating legal business entities, even if affiliated entities, which propose to provide goods or services separately must submit their own Proposals.)*

Please check (✓) one of the following:

**Type of Business:**

Individual/Sole Proprietor  
Corporation  
Limited Liability Company  
Partnership  
Other

✓  
        
        
        
      

If other, identify \_\_\_\_\_  
\_\_\_\_\_  
\_\_\_\_\_

**State of Incorporation** (if applicable): Texas

**Federal Employer Identification Number:**             
*(Vendor must include a completed W-9 form with their proposal)*

List the Name(s) by which Vendor, if awarded, wishes to be identified on the BuyBoard: *(Note: If different than the Name of Proposing Company listed above, only valid trade names (dba, aka, etc.) of the Proposing Company may be used and a copy of your Assumed Name Certificate(s), if applicable, must be attached.)*

---

---

---

Manufacturer	Bid Item No.	DISCOUNT
<i>*An asterisk signifies that this manufacturer has some product under our TXMAS schedule. BuyBoard members will be offered the same price as any item on our</i>		
Accurate Partitions	25	0%
Adams Rite	8	45%
Alarm Lock	8	30%-42%
Algoma Hardwoods	7	N/A
American Lock	8	30%-40%
Architectural Controls	8	30%-40%
Arrow Lock	8	20%-45%
ASSA High Security	8	20%-30%
Best Lock Div of Stanley Security	8	35%-45%
Cal-Royal Products(Locks & Exits)	8	35%-45%
Cal-Royal Products(hinges & closers)	8	25%-35%
Camden Products	8	35%
CCL Products	8	25%
Ceco Door	7	0%
CompX National	8	25%-35%
Corbin-Russwin	8	30%-40%
Corbin-Russwin Electronics	8	0%
Corbin-Russwin Cam Action Closers	8	0%
Corbin Pyramid Cylinders/Keys	8	0%
Corbin Unit & High Sec Mort Locks	8	0%
Corbin Cut Keys	8	0%
Denton Door Company	7	0%
Detex Security	8	30%-50%
DKS Steel Doors & Frames	7	5%
Don-Jo	8	40%
Dorma Architectural	8	30%-40%
Eliason Door	7	0%
Falcon Lock Div of Allegion	8	51%
Falcon Lock Tools	8	20%
Folger-Adams	8	30%-50%
Glynn-Johnson Div of Allegion	8	40%



12007 Research Boulevard • Austin, Texas 78759-2439  
PH: 800-695-2919 • FAX: 800-211-5454 • www.vendor.buyboard.com

## **FORMS CHECKLIST**

(Please check (✓) the following)

- ☒ Completed: **Proposer's Agreement and Signature** (Form A)
- ☒ Completed: **Vendor Purchase Order, Request for Quotes, and Invoice Receipt Options** (Form B)
- ☒ Completed: **Felony Conviction Disclosure and Debarment Certification** (Form C)
- ☒ Completed: **Resident/Nonresident Certification** (Form D)
- ☒ Completed: **Historically Underutilized Business (HUB) Certification** (Form E)
- ☒ Completed: **Affirmation Regarding Construction Related Goods and Services** (Form F)
- ☒ Completed: **Deviation/Compliance Signature Form** (Form G)
- ☒ Completed: **Dealership Listings** (Form H)
- ☒ Completed: **Texas Regional Service Designation** (Form I)
- ☒ Completed: **State Service Designation** (Form J)
- ☒ Completed: **National Purchasing Cooperative Vendor Award Agreement** (Form K)
- ☒ Completed: **Federal and State/Purchasing Cooperative Discount Comparison Form** (Form L)
- ☒ Completed: **References, Price/Discount Information, and Marketing Strategy** (Form M)
- ☒ Completed: **Confidential/Proprietary Information Form** (Form N)
- ☒ Completed: **Vendor Business Name Form** (Form O)
- ☒ Completed: **Forms Checklist** (Form P)
- ☒ Completed: **Proposal Specification Form with Catalogs/Pricelists and Proposal Invitation Questionnaire** (Form Q)

*\*Catalogs/Pricelists must be submitted with proposal response or response will not be considered.*



**Proposal Invitation No. 501-15-Building Maintenance, Repair and Operations Supplies and Equipment**  
(Catalogs/Pricelists must be submitted with Proposal or Proposal will not be considered<sup>1</sup>.)

Item No.	Short Description	Full Description	State Percent (%) of Discount off Catalog/Pricelist <sup>1</sup>	State Name of Catalog/Pricelist <sup>1</sup>	Exceptions
<b>Section I: Equipment, Products, and Supplies</b>					
1	Discount (%) Off Catalog/Pricelist for Electrical Supplies, Materials and Equipment	Discount (%) Off Catalog/Pricelist for <b>Electrical Supplies, Materials and Equipment</b> . Please state the discount (%) off catalog/pricelist. <b>Catalog/Pricelist MUST be included or proposal will not be considered.</b>	_____ %		
2	Discount (%) Off Catalog/Pricelist for Various Types of Lamps and Ballasts	Discount (%) Off Catalog/Pricelist for <b>Various Types of Lamps and Ballasts (fluorescent, incandescent, quartz, HID, shatterproof, metal halide, high pressure sodium, ballasts, similar related items)</b> . Please state the discount (%) off catalog/pricelist. <b>Catalog/Pricelist MUST be included or proposal will not be considered.</b>	_____ %		
3	Discount (%) Off Catalog/Pricelist for Various Types of Lighting Fixtures	Discount (%) Off Catalog/Pricelist for <b>Various Types of Lighting Fixtures</b> . Please state the discount (%) off catalog/pricelist. <b>Catalog/Pricelist MUST be included or proposal will not be considered.</b>	_____ %		
4	Discount (%) Off Catalog/Pricelist for All Types of Indoor Signage	Discount (%) Off Catalog/Pricelist for <b>All Types of Indoor Signage</b> . Please state the discount (%) off catalog/pricelist. <b>Catalog/Pricelist MUST be included or proposal will not be considered.</b>	_____ %		
5	Discount (%) Off Catalog/Pricelist for All Types of Solar Supplies and Equipment	Discount (%) Off Catalog/Pricelist for <b>All Types of Solar Supplies and Equipment</b> . Please state the discount (%) off catalog/pricelist. <b>Catalog/Pricelist MUST be included or proposal will not be considered.</b>	_____ %		

**PROPOSAL NOTE**

1. Catalogs/Pricelists are required to be submitted with Proposal





## Proposal Invitation No. 501-15-Building Maintenance, Repair and Operations Supplies and Equipment

(Catalogs/Pricelists must be submitted with Proposal or Proposal will not be considered<sup>1</sup>.)

Item No.	Short Description	Full Description	State Percent (%) of Discount off Catalog/Pricelist <sup>1</sup>	State Name of Catalog/Pricelist <sup>1</sup>	Exceptions
6	Discount (%) Off Catalog/Pricelist for Building Supplies and Materials	Discount (%) Off Catalog/Pricelist for <b>Building Supplies and Materials (Carpentry, Lumber, Drywall, similar related items)</b> . Please state the discount (%) off catalog/pricelist. <b>Catalog/Pricelist MUST be included or proposal will not be considered.</b>	_____ %		
7	Discount (%) Off Catalog/Pricelist for All Types and Sizes of Doors	Discount (%) Off Catalog/Pricelist for <b>Doors - All Types and Sizes (metal, wooden, similar related items)</b> . Please state the discount (%) off catalog/pricelist. <b>Catalog/Pricelist MUST be included or proposal will not be considered.</b>	Varies see attached _____ %	Spreadsheet showing discounts by mfg	
8	Discount (%) Off Catalog/Pricelist for All Types of Fasteners and Hardware Products	Discount (%) Off Catalog/Pricelist for <b>All Types of Fasteners and Hardware Products (Doors, cabinets, similar related items)</b> . Please state the discount (%) off catalog/pricelist. <b>Catalog/Pricelist MUST be included or proposal will not be considered.</b>	Varies see attached _____ %	Spreadsheet showing discounts by mfg	
9	Discount (%) Off Catalog/Pricelist for Roofing Materials and Supplies	Discount (%) Off Catalog/Pricelist for <b>Roofing Materials and Supplies (PRODUCTS ONLY - NO LABOR)</b> . Please state the discount (%) off catalog/pricelist. <b>Catalog/Pricelist MUST be included or proposal will not be considered.</b>	_____ %		
10	Discount (%) Off Catalog/Pricelist for Paint and Paint Related Products	Discount (%) Off Catalog/Pricelist for <b>Paint and Paint Related Products</b> . Please state the discount (%) off catalog/pricelist. <b>Catalog/Pricelist MUST be included or proposal will not be considered.</b>	_____ %		

### PROPOSAL NOTE

1. Catalogs/Pricelists are required to be submitted with Proposal



**Proposal Invitation No. 501-15-Building Maintenance, Repair and Operations Supplies and Equipment**  
(Catalogs/Pricelists must be submitted with Proposal or Proposal will not be considered<sup>1</sup>.)

Item No.	Short Description	Full Description	State Percent (%) of Discount off Catalog/Pricelist <sup>1</sup>	State Name of Catalog/Pricelist <sup>1</sup>	Exceptions
11	Discount (%) Off Catalog/Pricelist for Parking Lot Striping Supplies and Materials	Discount (%) Off Catalog/Pricelist for <b>Parking Lot Striping Supplies and Materials</b> . Please state the discount (%) off catalog/pricelist. <b>Catalog/Pricelist MUST be included or proposal will not be considered.</b>	_____ %		
12	Discount (%) Off Catalog/Pricelist for Plumbing Supplies, Materials and Equipment	Discount (%) Off Catalog/Pricelist for <b>Plumbing Supplies, Materials and Equipment</b> . Please state the discount (%) off catalog/pricelist. <b>Catalog/Pricelist MUST be included or proposal will not be considered.</b>	_____ %		
13	Discount (%) Off Catalog/Pricelist for Various Types of Toilet Partitions	Discount (%) Off Catalog/Pricelist for <b>Various Types of Toilet Partitions</b> . Please state the discount (%) off catalog/pricelist. <b>Catalog/Pricelist MUST be included or proposal will not be considered.</b>	_____ %		
14	Discount (%) Off Catalog/Pricelist for Energy/Water Monitoring Products	Discount (%) Off Catalog/Pricelist for <b>All Types of Energy/Water Monitoring Products</b> . Please state the discount (%) off catalog/pricelist. <b>Catalog/Pricelist MUST be included or proposal will not be considered.</b>	_____ %		
15	Discount (%) Off Catalog/Pricelist for Boiler Equipment and Supplies	Discount (%) Off Catalog/Pricelist for <b>Boiler Equipment and Supplies</b> . Please state the discount (%) off catalog/pricelist. <b>Catalog/Pricelist MUST be included or proposal will not be considered.</b>	_____ %		

**PROPOSAL NOTE**

1. Catalogs/Pricelists are required to be submitted with Proposal



**Proposal Invitation No. 501-15-Building Maintenance, Repair and Operations Supplies and Equipment**  
(Catalogs/Pricelists must be submitted with Proposal or Proposal will not be considered<sup>1</sup>.)

Item No.	Short Description	Full Description	State Percent (%) of Discount off Catalog/Pricelist <sup>1</sup>	State Name of Catalog/Pricelist <sup>1</sup>	Exceptions
16	Discount (%) Off Catalog/Pricelist for HVAC Refrigerants and Supplies	Discount (%) Off Catalog/Pricelist for <b>HVAC Refrigerants and Supplies</b> . Please state the discount (%) off catalog/pricelist. <b>Catalog/Pricelist MUST be included or proposal will not be considered.</b>	_____ %		
17	Discount (%) Off Catalog/Pricelist for Hand Tools	Discount (%) Off Catalog/Pricelist for <b>Hand Tools</b> . Please state the discount (%) off catalog/pricelist. <b>Catalog/Pricelist MUST be included or proposal will not be considered.</b>	_____ %		
18	Discount (%) Off Catalog/Pricelist for Commercial Building Glass and Other Glass Materials and Supplies	Discount (%) Off Catalog/Pricelist for <b>Commercial Building Glass and Other Glass Materials and Supplies</b> . Please state the discount (%) off catalog/pricelist. <b>Catalog/Pricelist MUST be included or proposal will not be considered.</b>	_____ %		
19	Discount (%) Off Catalog/Pricelist for Elevator Equipment and Supplies	Discount (%) Off Catalog/Pricelist for <b>Elevator Equipment and Supplies</b> . Please state the discount (%) off catalog/pricelist. <b>Catalog/Pricelist MUST be included or proposal will not be considered.</b>	_____ %		
20	Discount (%) Off Catalog/Pricelist for Escalator Equipment and Supplies	Discount (%) Off Catalog/Pricelist for <b>Escalator Equipment and Supplies</b> . Please state the discount (%) off catalog/pricelist. <b>Catalog/Pricelist MUST be included or proposal will not be considered.</b>	_____ %		

**PROPOSAL NOTE**

1. Catalogs/Pricelists are required to be submitted with Proposal



**Proposal Invitation No. 501-15-Building Maintenance, Repair and Operations Supplies and Equipment**  
(Catalogs/Pricelists must be submitted with Proposal or Proposal will not be considered<sup>1</sup>.)

Item No.	Short Description	Full Description	State Percent (%) of Discount off Catalog/Pricelist <sup>1</sup>	State Name of Catalog/Pricelist <sup>1</sup>	Exceptions
21	Discount (%) Off Catalog/Pricelist for Material Handling and Storage Equipment and Supplies	Discount (%) Off Catalog/Pricelist for <b>Material Handling and Storage Equipment and Supplies (forklifts, warehouse storage systems, pallet jacks, similar related items)</b> . Please state the discount (%) off catalog/pricelist. <b>Catalog/Pricelist MUST be included or proposal will not be considered.</b>	_____ %		
22	Discount (%) Off Catalog/Pricelist for All Types of Fencing Materials and Supplies	Discount (%) Off Catalog/Pricelist for <b>All Types of Fencing Materials and Supplies</b> . Please state the discount (%) off catalog/pricelist. <b>Catalog/Pricelist MUST be included or proposal will not be considered.</b>	_____ %		
23	Discount (%) Off Catalog/Pricelist for Pest Control Products and Supplies	Discount (%) Off Catalog/Pricelist for <b>Pest Control Products and Supplies</b> . Please state the discount (%) off catalog/pricelist. <b>Catalog/Pricelist MUST be included or proposal will not be considered.</b>	_____ %		
24	Discount (%) Off Catalog/Pricelist for Power Washing Equipment and Materials	Discount (%) Off Catalog/Pricelist for <b>Power Washing Equipment and Materials</b> . Please state the discount (%) off catalog/pricelist. <b>Catalog/Pricelist MUST be included or proposal will not be considered.</b>	_____ %		
25	Discount (%) Off Catalog/Pricelist for All Other Products	Discount (%) Off Catalog/Pricelist for <b>All Other Building Maintenance, Repair and Operations Products not listed (supplies, materials and equipment)</b> . Please state the discount (%) off catalog/pricelist. <b>Catalog/Pricelist MUST be included or proposal will not be considered.</b>	Varies See attached spreadsheet showing discounts By Mfg.		

**PROPOSAL NOTE**

1. Catalogs/Pricelists are required to be submitted with Proposal



P.O. Box 400  
Austin, TX 78767-0400  
800.695.2919 | 512.467.0222 | Fax: 800.211.5454  
buyboard.com

November 14, 2016

**Sent via Email to:gemillican@fairwaysupply.com**

Glen Millican  
Fairway Supply, Inc.  
6621 N. Beltline Rd. Suite 130  
Irving TX 75063

Re: Building Maintenance, Repair & Operations Supplies & Equipment  
BuyBoard Contract 501-15

The Local Government Purchasing Cooperative (BuyBoard) awarded your company Building Maintenance, Repair & Operations Supplies & Equipment, RFP 501-15, effective December 1, 2015 through November 30, 2016, with two possible one-year renewals.

**At this time, we are renewing your contract through November 30, 2017.** All discounts, terms, and conditions of your proposal contract will remain the same. If you agree to this renewal, there is nothing you need to do. However, if you do not agree to this renewal, you must notify me immediately via email at [connie.burkett@tasb.org](mailto:connie.burkett@tasb.org).

**Reminder:** Once a BuyBoard contract is awarded, vendors must generate a minimum of \$15,000 annually or they may not be offered a contract renewal. Evaluations will be made annually, prior to the expiration date of the contract term, and the BuyBoard reserves the right to discontinue the vendor's contract at that time.

Additionally, **receipt of a purchase order directly from a Cooperative member is not within the guidelines of the Cooperative.** Accepting orders directly from a member entity may result in a violation of the State of Texas competitive bid statutes, and could cause cancellation of this proposal award. Therefore, all orders must be processed through the Cooperative in order to comply with the contract. We request your assistance in immediately forwarding any orders received directly from member entities. Purchase orders may be sent to us either by fax (800-211-5454) or by email ([info@buyboard.com](mailto:info@buyboard.com)). If by chance an order sent directly to you has been unintentionally processed, please forward it to the Cooperative and note it as **RECORD ONLY** to prevent duplication.

If you have questions or comments concerning this renewal, please contact me as soon as possible at [connie.burkett@tasb.org](mailto:connie.burkett@tasb.org). We appreciate your interest in The Local Government Purchasing Cooperative.

Sincerely,

Connie W Burkett  
Contract Administrator



The Local Government Purchasing Cooperative is endorsed by the Texas Association of School Boards, Texas Municipal League, Texas Association of Counties, and the Texas Association of School Administrators.



12007 Research Boulevard • Austin, Texas 78759-2439 • PH: 800-695-2919 • FAX: 800-211-5454 • [www.buyboard.com](http://www.buyboard.com)

## **NO ISRAEL BOYCOTT CERTIFICATION**

Effective September 1, 2017, a Texas governmental entity may not enter into a contract with a company for goods or services unless the contract contains a written verification from the company that it: (1) does not boycott Israel; and (2) will not boycott Israel during the term of the contract. (TEX. GOV'T CODE Ch. 2270)

"Boycott Israel" means refusing to deal with, terminating business activities with, or otherwise taking any action that is intended to penalize, inflict economic harm on, or limit commercial relations specifically with Israel, or with a person or entity doing business in Israel or in an Israeli-controlled territory, but does not include an action made for ordinary business purposes. TEX. GOV'T CODE §808.001(1).

By signature below, I certify and verify that Vendor does not boycott Israel and will not boycott Israel during the term of any contract awarded under this Proposal Invitation, that this certification is true, complete and accurate, and that I am authorized by my company to make this certification.

FAIRWAY SUPPLY, INC.  
Company Name

Glen E. Millican  
Signature of Authorized Company Official

Glen E. Millican  
Printed Name

## **NO EXCLUDED NATION OR FOREIGN TERRORIST ORGANIZATION CERTIFICATION**

Effective September 1, 2017, Chapter 2252 of the Texas Government Code provides that a Texas governmental entity may not enter into a contract with a company engaged in active business operations with Sudan, Iran, or a foreign terrorist organization – specifically, any company identified on a list prepared and maintained by the Texas Comptroller under Texas Government Code §§806.051, 807.051, or 2252.153. (A company that the U.S. Government affirmatively declares to be excluded from its federal sanctions regime relating to Sudan, Iran, or any federal sanctions regime relating to a foreign terrorist organization is not subject to the contract prohibition.)

By signature below, I certify and verify that Vendor is not on the Texas Comptroller's list identified above; that this certification is true, complete and accurate; and that I am authorized by my company to make this certification.

FAIRWAY SUPPLY, INC.  
Company Name

Glen E. Millican  
Signature of Authorized Company Official

Glen E. Millican  
Printed Name

**Proposal Number: 501-15**

**Proposal Name: Building Maintenance, Repair & Operations Supplies & Equipment**

**Company: Fairway Supply, Inc.**

**Deviation & Compliance Signature: Form F, Deviations**

**Action: Response**

*List and fully explain any deviations you are submitting:*

- 1) Number of Days for Delivery
  - a. Delivery days may be lesser than estimated days for delivery if product is part of Fairway Supply's well stocked inventory.
  - b. Delivery days may be greater than estimated days for delivery if manufacturer's lead time is greater on special order items.
- 2) Some manufactures quote on a case-by-case basis due to the nature of the material being requested, therein do not offer list prices, nor discounts.
  - a. Ex: Doors, frames, custom security/access control, etc.
- 3) Items offered through TXMAS may be purchased through BuyBoard at the TXMAS price.
  - a. These items may be found in the TXMAS catalog.

Fairway Supply Inc  
Company Name

Gilene E. Mullica  
Signature of Authorized Company Official

GILENE E. Mullica  
Printed Name





P.O. Box 400  
Austin, TX 78767-0400  
800.695.2919 | 512.467.0222 | Fax: 800.211.5454  
buyboard.com

October 18, 2017

**Sent via Email to:gemillican@fairwaysupply.com**

Glen Millican  
Fairway Supply, Inc.  
6621 N. Beltline Rd. Suite 130  
Irving TX 75063

Re: Building Maintenance, Repair, & Operations Supplies, & Equipment  
BuyBoard Contract 501-15

The Local Government Purchasing Cooperative d/b/a BuyBoard® (Cooperative) awarded your company a contract under Building Maintenance, Repair, & Operations Supplies, & Equipment, Contract 501-15, for which the current term is set to expire November 30, 2017. At this time, we are renewing your contract through November 30, 2018. This will be the final renewal of this contract.

All discounts, terms, and conditions of your contract will remain the same. If you agree with the renewal, there is nothing you need to do. However, if you do not agree to this renewal, you must notify me immediately via email at [connie.burkett@tasb.org](mailto:connie.burkett@tasb.org).

**Reminder: All purchase orders must be processed through the BuyBoard. Except as expressly authorized in writing by the Cooperative's administrator, you are not authorized to process a purchase order received directly from a Cooperative member.** Accepting orders directly from a member entity without Cooperative authorization is a violation of the terms of your contract. We request your assistance in immediately forwarding any orders received directly from member entities. Purchase orders may be sent to us either by fax (800-211-5454) or by email ([info@buyboard.com](mailto:info@buyboard.com)). If by chance an order sent directly to you has been unintentionally processed, please forward it to the Cooperative and note it as **RECORD ONLY** to prevent duplication.

If you have questions or comments concerning this renewal, please contact me as soon as possible at [connie.burkett@tasb.org](mailto:connie.burkett@tasb.org). We appreciate your interest and participation in The Local Government Purchasing Cooperative.

Sincerely,

Connie W Burkett, CTSBS  
Contract Administrator



Phone: 800.695.2919

Fax: 800.211.5454

Email:  
info@buyboard.com[Administration](#)[RFQ](#)[Reports](#)[Shopping Cart](#)Welcome **Paul** [ [Log Off](#) ]

## Vendor Contract Information

[Back](#)

### Searches:

[Search by Vendor](#)[Browse Contracts](#)

Search:



- ☒ All
- ☐ Vendor Discounts Only
- ☐ Catalog Pricing Only

### Refine Your Search:

[Vendors](#)

Fairway Supply, Inc.[X]

[Price Range](#)

Show all prices

[Category](#)

None Selected

[Contract](#)Building Maintenance, Repair &  
Operations Supplies &  
Equipment[X][Additional Resources](#)**Vendor Name:** Fairway Supply, Inc.**Address:** 6621 N. Beltline Rd. Suite 130  
Irving, TX 75063**Phone Number:** (512) 452-6300**Email:** gemillican@fairwaysupply.com**Website:** <http://www.fairwaysupply.com>**Federal ID:** **Contact:** Glen Millican**Name:** Building Maintenance, Repair & Operations Supplies & Equipment**Contract#:** 501-15**Effective Date:** 12/01/2015**Expiration Date:** 11/30/2018**Payment Terms:** Net 30 days**Delivery Days:** 20**Shipping Terms:** Pre-paid and added to invoice**Freight Terms:** FOB Destination**Ship Via:** Common Carrier**Region Served:** All Texas Regions**States Served:** All States**Contract Exceptions:** See Extended Exceptions**Additional Info:** Vendor Certification form regarding Texas HB 89 and Texas SB 252 can be  
Proposal Files Documents" link below.**Quote Reference Number:** 501-15**Return Policy:** Case by case basis**Additional Dealers:** Fairway Supply, Austin TX

### Contract Documents

**EDGAR Notice:** [Click to view EDGAR Notice](#)**Proposal Documents:** [Click to view BuyBoard Proposal Documents](#)**Regulatory Notice:** [Click to view Bonding Regulatory Notice](#)**Construction Services Advisory:** [Click to view the Construction Related Goods and Services Advisory](#)**Proposal Files:** [Click to view Vendor Proposal Files Documents](#)**Renewal Notice/Letter:** [Click to view Vendor Renewal Notice/Letter Documents](#)**Extended Exceptions:** [Click to view Vendor Extended Exceptions Documents](#)

Contact us 800.695.2919



Phone: 800.695.2919  
Fax: 800.211.5454  
Email: [info@buyboard.com](mailto:info@buyboard.com)  
Welcome **Paul** [ [Log Off](#) ]

- Administration
- RFQ
- Reports
- Shopping Cart
- Help

## Search Results

### Searches:

[Search by Vendor](#)

[Browse Contracts](#)

Search:

- ☒ All
- ☐ Vendor Discounts Only
- ☐ Catalog Pricing Only

### Refine Your Search:

#### Vendors

Fairway Supply, Inc.[X]

#### Price Range

Show all prices

#### Category

None Selected

#### Contract

Building Maintenance, Repair &  
Operations Supplies &  
Equipment[X]

Show  results

Narrow Results:

Vendor	Description	Pricing Sheet	Price	Qty	Add to Cart
<a href="#">Fairway Supply, Inc.</a>	50% Discount off Yale pricelist for All Types of Fasteners and Hardware Products. Line Item 8	<a href="#">Pricing Sheet</a>	\$0.00	<input type="text"/>	<a href="#">Add</a> <a href="#">Show Details</a>
<a href="#">Fairway Supply, Inc.</a>	40% Discount off Sargent Lock pricelist for All Types of Fasteners and Hardware Products. Line Item 8	<a href="#">Pricing Sheet</a>	\$0.00	<input type="text"/>	<a href="#">Add</a> <a href="#">Show Details</a>
<a href="#">Fairway Supply, Inc.</a>	50% Discount off Norton Closers pricelist for All Types of Fasteners and Hardware Products. Line Item 8	<a href="#">Pricing Sheet</a>	\$0.00	<input type="text"/>	<a href="#">Add</a> <a href="#">Show Details</a>
<a href="#">Fairway Supply, Inc.</a>	60% Discount Off GMS Lock pricelist for All Types of Fasteners and Hardware Products. Line Item 8	N/A	\$0.00	<input type="text"/>	<a href="#">Add</a> <a href="#">Show Details</a>
<a href="#">Fairway Supply, Inc.</a>	51% Discount Off Falcon Lock Div of Allegion pricelist for All Types of Fasteners and Hardware Products. Line Item 8	<a href="#">Pricing Sheet</a>	\$0.00	<input type="text"/>	<a href="#">Add</a> <a href="#">Show Details</a>
<a href="#">Fairway Supply, Inc.</a>	5% Discount Off DKS Steel Doors & Frames pricelist for All Types and Sizes of Doors. Line Item 7	<a href="#">Pricing Sheet</a>	\$0.00	<input type="text"/>	<a href="#">Add</a> <a href="#">Show Details</a>
<a href="#">Fairway Supply, Inc.</a>	45% Discount Off Adams Rite pricelist for All Types of Fasteners and Hardware Products. Line Item 8	<a href="#">Pricing Sheet</a>	\$0.00	<input type="text"/>	<a href="#">Add</a> <a href="#">Show Details</a>
<a href="#">Fairway Supply, Inc.</a>	40% Discount Off Steelcraft Div of Allegion pricelist for All Types and Sizes of Doors. Line Item 7	<a href="#">Pricing Sheet</a>	\$0.00	<input type="text"/>	<a href="#">Add</a> <a href="#">Show Details</a>
<a href="#">Fairway Supply, Inc.</a>	40% Discount Off Stanley pricelist (40% to 60% discount) for All Types of Fasteners and Hardware Products. Line Item 8	<a href="#">Pricing Sheet</a>	\$0.00	<input type="text"/>	<a href="#">Add</a> <a href="#">Show Details</a>
<a href="#">Fairway Supply, Inc.</a>	40% Discount Off Select Hinges pricelist for All Types of Fasteners and Hardware Products. Line Item 8	N/A	\$0.00	<input type="text"/>	<a href="#">Add</a> <a href="#">Show Details</a>
<a href="#">Fairway Supply, Inc.</a>	40% Discount Off Securitron pricelist for All Types of Fasteners and Hardware Products. Line Item 8	<a href="#">Pricing Sheet</a>	\$0.00	<input type="text"/>	<a href="#">Add</a> <a href="#">Show Details</a>
<a href="#">Fairway Supply, Inc.</a>	40% Discount Off Rutherford Controls pricelist for All Types of Fasteners and Hardware Products. Line Item 8	<a href="#">Pricing Sheet</a>	\$0.00	<input type="text"/>	<a href="#">Add</a> <a href="#">Show Details</a>
<a href="#">Fairway Supply, Inc.</a>	40% Discount Off Precision Exits Div of Stanley Security pricelist (40% to 50% discount) for All Types of Fasteners and Hardware Products. Line Item 8	<a href="#">Pricing Sheet</a>	\$0.00	<input type="text"/>	<a href="#">Add</a> <a href="#">Show Details</a>
<a href="#">Fairway Supply, Inc.</a>	40% Discount Off Olympus Lock pricelist for All Types of Fasteners and Hardware Products. Line Item 8	<a href="#">Pricing Sheet</a>	\$0.00	<input type="text"/>	<a href="#">Add</a> <a href="#">Show Details</a>
<a href="#">Fairway Supply, Inc.</a>	40% Discount Off National Guard Products (NGP) pricelist for All Types of Fasteners and Hardware Products. Line Item 8	<a href="#">Pricing Sheet</a>	\$0.00	<input type="text"/>	<a href="#">Add</a> <a href="#">Show Details</a>
<a href="#">Fairway Supply, Inc.</a>	40% Discount Off Medeco pricelist for All Types of Fasteners and Hardware Products. Line Item 8	<a href="#">Pricing Sheet</a>	\$0.00	<input type="text"/>	<a href="#">Add</a> <a href="#">Show Details</a>
<a href="#">Fairway Supply, Inc.</a>	40% Discount Off Markar pricelist for All Types of Fasteners and Hardware Products. Line Item 8	<a href="#">Pricing Sheet</a>	\$0.00	<input type="text"/>	<a href="#">Add</a> <a href="#">Show Details</a>
<a href="#">Fairway Supply, Inc.</a>	40% Discount Off Ives Div of Allegion pricelist for All Types of Fasteners and Hardware Products. Line Item 8	<a href="#">Pricing Sheet</a>	\$0.00	<input type="text"/>	<a href="#">Add</a> <a href="#">Show Details</a>
<a href="#">Fairway Supply, Inc.</a>	40% Discount Off Glynn-Johnson Div of Allegion pricelist for All Types of Fasteners and Hardware Products. Line Item 8	<a href="#">Pricing Sheet</a>	\$0.00	<input type="text"/>	<a href="#">Add</a> <a href="#">Show Details</a>
<a href="#">Fairway Supply, Inc.</a>	40% Discount Off Don-Jo pricelist for All Types of Fasteners and Hardware Products. Line Item 8	<a href="#">Pricing Sheet</a>	\$0.00	<input type="text"/>	<a href="#">Add</a> <a href="#">Show Details</a>
<a href="#">Fairway Supply, Inc.</a>	35% Discount Off Rockwood pricelist for All Types of Fasteners and Hardware Products. Line Item 8	<a href="#">Pricing Sheet</a>	\$0.00	<input type="text"/>	<a href="#">Add</a> <a href="#">Show Details</a>
<a href="#">Fairway Supply, Inc.</a>	35% Discount Off Pemko pricelist for All Types of Fasteners and Hardware Products. Line Item 8	<a href="#">Pricing Sheet</a>	\$0.00	<input type="text"/>	<a href="#">Add</a> <a href="#">Show Details</a>
<a href="#">Fairway Supply, Inc.</a>	35% Discount Off Intelikey pricelist (35% to 45% discount) for All Types of Fasteners and Hardware Products. Line Item 8	<a href="#">Pricing Sheet</a>	\$0.00	<input type="text"/>	<a href="#">Add</a> <a href="#">Show Details</a>
<a href="#">Fairway Supply, Inc.</a>	35% Discount Off Camden Products pricelist for All Types of Fasteners and Hardware Products. Line Item 8	<a href="#">Pricing Sheet</a>	\$0.00	<input type="text"/>	<a href="#">Add</a> <a href="#">Show Details</a>
<a href="#">Fairway Supply, Inc.</a>	35% Discount Off Best Lock Div of Stanley Security pricelist (35% to 45% discount) for All Types of Fasteners and Hardware Products. Line Item 8	<a href="#">Pricing Sheet</a>	\$0.00	<input type="text"/>	<a href="#">Add</a> <a href="#">Hide Details</a>

### Extended Product Information

**Reference Number:** 501-15

**Vendor Website:** <http://www.fairwaysupply.com>

**Full Description:** 35% Discount Off of Best Lock Div of Stanley Security pricelist (35% to 45% discount) for All Types of Fasteners and Hardware Products. Line Item 8

Showing 1 to 25 of 55 entries

[First](#) [Previous](#) [1](#) [2](#) [3](#) [Next](#) [Last](#)

Contact us 800.695.2919




# Mechanical and Electronic Locks

**PRICE LIST 67BST**

EFFECTIVE: JANUARY 1, 2018





**Note:** Please contact us for price information on specialty items or options not shown in this price list.

STANLEY Security Solutions, Inc. reserves the right to make changes in designs and specifications or to make additions or improvements to its products without notice and without incurring any obligation to incorporate them on products previously manufactured.



## Contents

Sales Policies	5	W Series Electric Switch Locks	57
Warranty	7	45HW Series Electromechanical Mortise Locks	58
STANLEY Patented Product Offering	9	47HW Series High Security Electromechanical Mortise Locks	59
STANLEY Masterkey Code and Masterkey Service Policy	11	8KW/9KW Series Electromechanical Cylindrical Locks	60
Architectural Finishes	13	Electromechanical Lock Accessories	62
BEST Standard & Premium Keys	14	Electronic Lock Software & Accessories	63
BEST Peaks Keys	15	45HZ Keypad EZ Mortise Locks	65
BEST Preferred Patented Keys	16	9KZ Keypad EZ Cylindrical Locks	66
BEST CORMAX Patented Keys	17	EXZ Keypad EX Exit Trim	67
B Series Padlocks	18	45HG Offline G Series Mortise Locks	68
BEST Standard & Premium Cores	20	9KG Offline G Series Cylindrical Locks	69
BEST Peaks Cores	21	EXG Offline G Series Exit Trim	70
BEST Preferred Patented Cores	22	45HBV Offline V Series Mortise Locks	71
BEST CORMAX Patented Cores	23	9KBV Offline V Series Cylindrical Locks	73
D Series Service Equipment	24	EXBV Offline V Series Exit Trim	74
KRD Series Key Retaining Devices	26	45HM IDH MAX Mortise Locks	75
QU-I C-SYSTEM Combining Tool Packages	27	9KM IDH MAX Cylindrical Locks	77
E Series Cylinders	28	STANLEY Wi-Q Technology Wireless Access Management Software & Accessories	78
5E and 8E Series Utility Cylinders (Cam Locks)	30	BEST 45HQ Wireless Mortise Locks with STANLEY Wi-Q Technology	79
Keystone Web	31	BEST 9KQ Wireless Cylindrical Locks with STANLEY Wi-Q Technology	81
45H Series Mortise Components	32	BEST EXQ Wireless Exit Trim with STANLEY Wi-Q Technology	82
47H Series High Security Mortise Lock	34	BEST Wireless Conversion Kits with STANLEY Wi-Q Technology	83
48H and 49H Series Mortise Deadlocks	35	STANLEY ID Express Station	84
40H Series Mortise Components	36	Electronic Lock Inside Escutcheon Conversion Kits	85
40H Strike Packages	37	45HOM Omnilock Wireless Mortise Locks	86
40H Replacement Spindles	38	9KOM Omnilock Wireless Cylindrical Locks	87
40H Faceplate Kits	38	OMEM Omnilock Electric Modules	88
40H Visual Indicator	39	OMWMS Omnilock Wall Mount Systems	89
J Series Semi-Trailer Kingpin Locks	40	QASOM Quick Adapter for Pre-2004 Cylindrical Schlage D Lever Locks	90
6K Series Grade 2 Cylindrical Locks - Knobs	41	QAXOM Omnilock Wireless Quick Adapter for Exit Devices	91
7K Series Grade 2 Cylindrical Locks - Levers	42	Access Control System Parts and Accessories	92
8K Series Grade 1 Cylindrical Locks - Knobs	43	Non-BEST Chassis for OMEM	93
9K Series Grade 1 Cylindrical Locks - Levers	45	OMNILOCK Software	94
AK Series Knob Adaptions	47	Quoting & Ordering Policies	95
L Series Cabinet Locks	48	Return Policy and Fulfillment Issues	98
P Series Push Locks	49	Forms	100
S Series Sliding Door Locks	50		
SPSL - STANLEY Patient Safety Lever	51		
SSRL - STANLEY Seclusion Room / Time Out Room Locks	53		
SEDA - STANLEY Emergency Door Alarm	54		
T Series Tubular Deadbolts	55		
9KX SHELTER Cylindrical Locks	56		





## TERMS AND CONDITIONS OF SALE

The terms and conditions contained herein shall govern the sale of all Stanley products located in the Stanley price catalog and/or offered for sale by Stanley Security Solutions, Inc., except for those products as set forth under separate Stanley Value Added Reseller Agreements. The acceptance of any order is expressly made conditional upon your assent to these Terms and Conditions of Sale.

**PRICES:** Stanley reserves the right, in its sole discretion, to change or amend its price list (including, but not limited to, adding or removing Products from the price list), and standard terms and conditions of sale as contained in its catalogs, price list or published sales policies, without incurring any liability whatsoever to its Customer or others. All orders will be filled at the Stanley List Price in effect at the time of order placement. All prices are subject to change without notice and are not guaranteed.

**TAXES:** List prices do not include federal, state or local taxes.

**ORDERS:** No order for Products shall be deemed to have been accepted by Stanley until written notice of its acceptance is received by the Customer from Stanley via an order acknowledgement. Stanley reserves the right, in its sole discretion, to decline to accept any order. Purchase Orders will bind Stanley only to the extent accepted by Stanley's written confirmation or delivery.

Stanley will attempt to fill orders in the order in which they are received, subject to prior orders. However, Stanley reserves the right to allocate orders or fill an order or orders ahead of prior orders, if, in its judgment, the facts warrant such a change.

Any additional provisions in a Purchase Order, including any pre-printed terms, shall be void and not binding on Stanley, unless expressly accepted by Stanley. For greater certainty, the acceptance by Stanley of a Purchase Order shall not be deemed acceptance of the additional terms of such Purchase Order.

Stanley will accept orders via phone, email, fax or courier. Stanley will send out an order acknowledgement for all orders received via email, phone or fax.

Note: Receipt or possession of this price catalog does not grant approval to quote or purchase Stanley products. Please contact your Stanley Sales Representative for further details.

**KEYING SYSTEM ORDERS:** All orders of keying systems specifying delayed fulfillment must be fulfilled within twelve (12) months of the order date. Said request for fulfillment must include complete keying instructions for the order to be acknowledged with an estimated delivery date. Failure to properly request fulfillment of the order within twelve (12) months of the order date will make the order void and nonrefundable.

**SPECIAL ORDERS:** Any modification to a standard product configuration is considered a special order. No credits will be issued for returned special orders unless authorized by Stanley Customer Service.

**INCOMPLETE ORDERS:** An incomplete order is one that is not fully specified according to the appropriate nomenclature required for that product. Any incomplete order will not be entered and will be referred to the appropriate Stanley Sales Representative for resolution.

**SAMPLES:** Please contact your local Stanley Sales Representative for sample requests.

**MINIMUM CHARGE:** The expense of handling an order necessitates a minimum charge of \$50.00 net per invoice.

**CREDIT LIMITS:** Stanley's policy is to extend Net 30-day terms/open account combined with a credit line based on financial capacity. For all accounts Stanley requires a Credit Application and Sales Tax Exempt Certificate (if applicable). Stanley evaluates traditional sources of credit information: D&B, trade and bank references, financial information, and business plans. The supply of credit herein shall be at the discretion of Stanley. If available information and/or financial circumstances will not support open accounts terms, Stanley offers Cash in Advance and Credit Card (MasterCard or VISA) terms. Stanley performs periodic reviews of credit lines and terms of payment and may request updated financial information.

Stanley reserves the right to withhold delivery of Product if Customer does not meet Stanley's credit requirements for the amount of Product ordered, or the amount of Product which remains unpaid (whether or not overdue) exceeds the limit established by Stanley for Customer. Customer shall provide, at Stanley's request, an acceptable letter of credit or guarantee or security in a form and amount determined by Stanley.

If Customer shall become overdue on its account or otherwise defaults in any payment to Stanley or if its financial condition shall at any time appear inadequate to warrant further shipment on an open account basis, Stanley shall have the right, without liability, to refuse to accept any or all orders, to cancel any and all orders, to delay shipments, or to require advance payment before accepting or shipping any orders. All orders and all shipments are subject to approval by the Stanley Credit Department.

**PAYMENT TERMS:** Stanley standard payment terms are 2% 15, net 30 days from date of invoice.

Effective September 28, 2014, a \$45.00 convenience fee will apply to all payments made by Credit Card towards open invoices on your account. You may choose to pay by credit card by reaching out to your Credit Analyst directly in order to process payment. You can avoid paying the \$45.00 convenience fee by enrolling and paying open invoices via Billtrust Invoice Gateway (<https://secure.billtrust.com/stanleymechanical/ig/signin>) with an ACH Payment (bank transfer from checking or savings account) free of charge. Payments by check, or money order should continue to be sent directly to the remit-to address noted on invoices.

Stanley shall be entitled to charge and Customer shall pay interest on overdue invoices at the rate of two percent (2%) per month calculated from the date of the invoice to the date of payment, including any attorney fees incurred by Stanley resulting from the collection of such overdue payment. Customer shall pay all sums owing to Stanley without any deduction or abatement and Customer shall have no right of set-off.

In the event that Customer disputes any portion of the payment due, Customer shall be obligated to pay the balance which is not the subject of dispute.

Without limiting any other rights it may have under these terms of sale and applicable law, all of Stanley's obligations under this Agreement, including obligations of supply, or any Purchase Order, can be suspended or cancelled should Customer be delinquent in making payment for previously shipped Products.

October 2015



## TERMS AND CONDITIONS OF SALE (continued)

### INTERNATIONAL SALES:

International Resellers located outside of the United States of America who place orders are subject to and must pay by (1) Cash in Advance, (2) Confirmed Irrevocable Letter of Credit, (3) Standby Letter of Credit.

All international shipments shall be FCA (Incoterms 2010) from Stanley's facility in Indianapolis, Indiana USA. Stanley shall be deemed to have delivered all Products and related goods when such are put in the custody of a carrier at Stanley's plant or warehouse above, at which time all title and risk of loss or damage shall pass to Customer.

**SHIPPING/FREIGHT:** All Products shall be shipped FOB Origin domestic or FCA International (INCOTERMS 2010) from Stanley's facility in Indianapolis, Indiana USA. Stanley shall be deemed to have delivered all Products and related goods when such are put in the custody of a carrier at Stanley's plant or warehouse above, at which time all title, risk of loss or damage shall pass to Customer. All shipments will be made in accordance with the preferred routing, carrier assignments, and operational guidelines of Stanley. Customer shall bear all costs of freight, insurance and associated costs and shall make all arrangements for same.

Single or combined shipments including Stanley lock sets, exit devices, hinges and door closers will be considered for free freight with orders at or above \$5000 net (product combination must be on same purchase order). Orders less than \$5,000 will be shipped freight prepaid with shipping cost added to the invoice, including a nominal freight charge to be determined by Stanley at time of shipping.

Hinge only orders will be considered for free freight with orders at or above \$750 net. Orders less than \$750 will be shipped freight prepaid with shipping cost added to the invoice, including a nominal freight charge to be determined by Stanley at time of shipping.

These freight terms apply only to a single destination within the contiguous United States.

Should a shipment qualify for one of Stanley's free freight programs, the Products shall be shipped FOB Origin domestic (with exception to prepaid freight) or FCA International (INCOTERMS 2010) (with exception to prepaid freight) from Stanley's facility in Indianapolis, Indiana USA.

**DELIVERY:** Orders shall be acknowledged and given a scheduled delivery date based on estimated manufacturing lead times. Manufacturing lead time will begin once all information is received to process an order. Delivery dates given by Stanley as part of order acknowledgment for accepted orders for Products or related goods will be honored by Stanley on a best effort basis. Shipping dates shown on order acknowledgments are based upon Stanley's estimate and cannot be guaranteed. Stanley will not be liable for any loss or damage resulting from delay in filling orders, including any direct or consequential loss or damage. Stanley reserves the right to make partial shipments unless the order specifies otherwise.

**CHANGES/CANCELLATIONS:** After orders are entered for manufacturing, changes or cancellations cannot be accepted without Stanley written permission, and may be subject to a change or cancellation charge equivalent to 30% of the purchase price.

Orders for special and/or custom designed goods not immediately saleable to another customer are not changeable, cancelable, or returnable.

**RETURNED GOODS:** Stanley Customer Service MUST authorize all warranty and non-warranty related returns. Requests for returns can be initiated by submitting an email to [BAS-rgacreditgrp.us@dormakaba.com](mailto:BAS-rgacreditgrp.us@dormakaba.com). Only goods with an invoice date of less than one (1) year will be considered for a non-warranty related return and product must be returned in original packaging and in a resalable condition. All material returned to Stanley, regardless of the reason, must have a correct RA number applied to the outside of the shipping carton. A restocking charge of 30% of the purchase price will be applied to the Customer's account except for warranty returns. Transportation charges of returned goods must be prepaid by Customer. All goods must be returned within sixty (60) calendar days of RA issue date. Product not returned in salable condition or after sixty (60) days of the RA issue date is subject to disposal by Stanley with no credit issued.

Stanley cannot authorize the return of discontinued product. Under no circumstances will special order items be accepted for return, unless covered by warranty.

**EXPORT REGULATIONS:** Customer agrees to conform to, and abide by, the export laws and regulations of the US, including, but not limited to, the Export Administration Act of 1979 as amended and its implementing regulations. Diversion contrary to US laws and regulations is prohibited.

**MASTERKEYING:** Stanley Masterkey Code and Masterkey Service Policy can be found at [www.bestaccess.com](http://www.bestaccess.com).

**LIMITED WARRANTY:** The terms and conditions outlined above are subject to Stanley's Limited Warranty, which is included in the Stanley Price Catalog and is incorporated herein by reference. Upon return of a defective product, Stanley shall either repair or replace the product, in its sole discretion, in accordance with our standard warranty.

**EXCEPT AS SET FORTH HEREIN, STANLEY MAKES NO WARRANTIES, EXPRESSED OR IMPLIED, AND BUYER ACKNOWLEDGES THAT NO REPRESENTATIONS, WARRANTIES, PROMISES OR STATEMENTS HAVE BEEN MADE BY STANLEY, WITH RESPECT TO THIS PRODUCT, OR ANY PART OR PORTION THEREOF. IN ADDITION, STANLEY MAKES NO WARRANTY OF MERCHANTABILITY OF THIS PRODUCT OR ANY PART OR PORTION THEREOF, FOR ANY PURPOSE, NOR ANY WARRANTY WHICH EXTENDS BEYOND THE DESCRIPTION ON THE FACE HEREOF. STANLEY SHALL NOT, IN ANY EVENT, BE LIABLE FOR ANY CONSEQUENTIAL OR INCIDENTAL DAMAGES SUFFERED BY BUYER OR ANYONE CLAIMING BY, THROUGH OR UNDER BUYER, AS A RESULT OF THE CONDITION OF THIS PRODUCT, OR ANY PART OR PORTION THEREOF, AND THERE ARE NO ORAL OR WRITTEN UNDERTAKINGS OR AGREEMENTS OF ANY TYPE PROVIDED BY STANLEY EXCEPT AS EXPRESSLY SET FORTH HEREIN. SOME STATES DO NOT ALLOW LIMITATIONS ON HOW LONG AN IMPLIED WARRANTY LASTS OR PROHIBIT THE EXCLUSION OR LIMITATION OF INCIDENTAL OR CONSEQUENTIAL DAMAGES, SO THE ABOVE LIMITATION AND EXCLUSIONS MAY NOT APPLY IN YOUR STATE.**

**GOVERNING LAW:** These Terms and Conditions of Sale and any subsequent sales agreements between Stanley and Customer shall be construed in accordance with the laws of the State of Indiana. The United Nations Convention on Contracts for the International Sale of Goods shall not apply to this Agreement.

October 2015



## WARRANTY

**What is Covered:** Stanley Security Solutions, Inc. ("Stanley") warrants that the Products manufactured by Stanley, identified below, and sold under its trade names "STANLEY" and "BEST" are free of defects in materials and workmanship as outlined below. The sole and exclusive liability of Stanley under this warranty is limited to the repair or replacement of any Product or component part covered by the warranty at the sole discretion of Stanley.

**Who is Covered:** This warranty is extended only to the Seller's distributors of Products and the end user who purchases Products for purposes other than resale (collectively, "Purchaser").

**Hardware Warranty Period:**

The following products warranty term shall be limited lifetime for a period of the useful life of the building in which the product is originally installed:

- **45H/47H Mechanical Mortise Lock**
- **48H/49H Mortise Deadlock**

The following products shall be warranted for ten (10) years from the date of sale:

- **9K Mechanical Cylindrical Lock**

The following products shall be warranted for five (5) years from the date of sale:

- **45HW and 47HW Electromechanical Mortise Lock**

The following products shall be warranted for three (3) years from the date of sale:

- **8K Mechanical Cylindrical Lock**
- **8K/9K Electro-mechanical Cylindrical Lock**
- **9KZ Keypad EZ Cylindrical Lock**
- **9KM IDH Max Cylindrical Lock**
- **5K, 6K, and 7KC Cylindrical Locks**
- **8T/7T Tubular Locks**
- **1E, 5E, 8E Cylinders Locks**
- **45HZ Keypad EZ Mortise Lock**
- **EXZ Keypad**
- **45HM IDH Max Mortise Lock**
- **1C, 2C, 3C, 5C, 6C Cores**
- **1A Keys**
- **1AM, 1AX Keys (CORMAX)**
- **AD433 Key Combinator & Equipment**
- **11B, 21B, 41B family Padlocks**
- **1W Switch Locks**
- **S Sliding Door Locks**
- **45HG, 9KG, 45HBV, 9KBV BASIS Locks**
- **45HN, 9KN Electrified Locks**
- **45HQ, 9KQ and EXQ locks using Stanley Wi-Q(tm) Technology**
- **AK Series Knob Adaptations**
- **5L, 3L, 2P Cabinet Locks**
- **SPSL, SSRL, SEDA Stanley Patient Safety Lever, Seclusion Room Locks, Emergency Door Alarms**

The following products shall be warranted for one (1) year from the date of sale:

- **45HOM, 9KOM, OMEM, OMWMS, QASOM, QAXOM, Stanley Portal Gateways, Wireless Access Controllers, Antennas** and other products using Stanley Wi-Q(tm) Technology not specifically mentioned
- **1CB, 1CK, 1AF Kaba Cores & Keys**
- **Stanley Portal Gateways, Wireless Access Controllers, Antennas** and other products using Stanley Wi-Q™ Technology not specifically mentioned

**Finishes** shall be warranted for three (3) years from the date of sale excluding US10B/613 "Oil Rubbed Bronze" finish.

**Stanley Wi-Q™ Technology and B.A.S.I.S. Software:**

- Stanley warrants that all software shall be free from defects in materials and workmanship and will function in substantial accordance to the specifications for a period of one (1) year from the date of installation.
- Specific Limitations:
  - This warranty does not cover any post-sales technical support under the following circumstances:
    - Problems caused by misuse of software or hardware
    - Failure to provide a network connection or site phone line for a modem connection, if deemed necessary by Stanley
    - Technical support for network software products
    - Technical support for software installed on computer hardware or computer operating system that is no longer commercially available for purchase.

**Warranty Claims:** Any Products believed to be defective as covered by this warranty may not be returned without prior written Returned Materials Authorization (RMA) from Stanley Product Support (800) 392-5209 covering specific items and quantities within thirty (30) days from the discovery of the alleged defect(s). Stanley will inform the purchaser where to ship said Product(s), shipping charges prepaid by you, for examination. In the event such examination reveals a defect covered by this warranty; Stanley will, at its sole option, repair or replace the Product, and return it or its replacement to the purchaser, with charges only for shipping.

**Exclusions:** This warranty specifically excludes, and Stanley shall not be held responsible for the following:

- COSTS ASSOCIATED WITH INSTALLING, REMOVING OR REINSTALLATION OF THE PRODUCT.**
- Damage caused by Product malfunction or failure attributable to acts of God.
- Improper use or installation.
- Poor or no maintenance.

Rev. Date October 2015



## WARRANTY

- e) Work performed by someone other than an Authorized Stanley technician.
- f) Failure to follow Stanley's operating instructions or environmental specifications.
- g) Incorrect application, modification, vandalism, erosion or corrosion, shipping and/or handling, improper storage, accident, misuse, abuse or any other cause not within the control of Stanley.
- h) This warranty is void if any modification is made to the warranty product, regardless of whether the modification causes or contributes to the alleged defect. All modifications are made at the risk and expense of the party making the modifications.
- i) Stanley shall not be liable for any repairs, replacements, or adjustments to the product or any costs of labor performed by the Purchaser or others without Stanley's prior written approval.
- j) Stanley provides no warranty or guarantee that its cores and/or cylinders will function properly or be mechanically compatible with products not manufactured by Stanley.
- k) The US10B/613 finish is considered to be a living finish that will change over time with use and age and is expressly excluded from this warranty. The finish changes that occur are indicative of normal wear and tear and reflect the essence of a living finish. The finish changes are not considered manufacturing defects and are not covered by this warranty.

**Third Party Warranty:** Except as otherwise provided above, Stanley makes no warranty, express or implied, with regard to third party hardware or software and expressly disclaims the implied warranties or conditions of merchantability or merchantable quality, fitness for a particular purpose, title, infringement and those arising by statute or otherwise in law. Customer's sole recourse for warranty claims is with the manufacturer of the Product. However, Stanley agrees to pass through any third party warranty that Stanley receives from the manufacturer of the Products to Purchaser. The extent of any third party warranty details, terms and conditions, remedies and procedures may be expressly stated on, or packaged with, or otherwise accompanying the Products.

**LIMITATION OF WARRANTIES:** THIS WARRANTY IS GIVEN EXPRESSLY AND IN PLACE OF ALL OTHER WARRANTIES, EXPRESS OR IMPLIED, INCLUDING ANY IMPLIED WARRANTIES OF MERCHANTABILITY OR FITNESS FOR PARTICULAR PURPOSE. THERE ARE NO UNDERSTANDINGS, AGREEMENTS, REPRESENTATIONS, OR WARRANTIES NOT SPECIFIED HEREIN.

STANLEY SHALL NOT, IN ANY EVENT, BE LIABLE FOR ANY CONSEQUENTIAL, INCIDENTAL, INDIRECT, SPECIAL OR PUNITIVE DAMAGES SUFFERED BY PURCHASER OR ANYONE CLAIMING BY, THROUGH OR UNDER PURCHASER, AS A RESULT OF THE CONDITION OF THIS PRODUCT, OR ANY PART OR PORTION THEREOF.

SOME STATES DO NOT ALLOW LIMITATIONS ON HOW LONG AN IMPLIED WARRANTY LASTS OR PROHIBIT THE EXCLUSION OR LIMITATION OF INCIDENTAL OR CONSEQUENTIAL DAMAGES, SO THE ABOVE LIMITATION AND EXCLUSIONS MAY NOT APPLY IN YOUR STATE.

THIS WARRANTY IS GOVERNED BY THE LAW OF THE STATE OF INDIANA WITHOUT REGARD TO ITS CONFLICTS OF LAW PRINCIPLES. STANLEY AND PURCHASER AGREE THAT THE UNITED NATIONS CONVENTION ON CONTRACTS FOR THE INTERNATIONAL SALE OF GOODS SHALL NOT APPLY TO SALE OF THE PRODUCTS COVERED BY THIS WARRANTY.

FOR WARRANTY ON THE SHELTER 9KX SERIES PRODUCTS AND ACCESORIES, PLEASE SEE SEPARATE SHELTER 9KX SERIES PRODUCT AND ACCESSORIES WARRANTY AT [WWW.BESTSHELTERLOCKDOWN.COM](http://WWW.BESTSHELTERLOCKDOWN.COM).



## STANLEY PATENTED PRODUCT ORDERING & LICENSE

**SALE OF STANLEY PATENTED PRODUCT:** In accordance with the Stanley Masterkey Code and Masterkey Service Policy, only Authorized Distributors meeting certain necessary qualifications and standards shall be selected by Stanley to sell Stanley Patented Product. Selection shall be at the sole discretion of Stanley and shall be evidenced in writing via the Distributor Agreement or its select addendums.

**STOCKING OF STANLEY PATENTED PRODUCT:** Furthermore, Stanley may authorize only select Authorized Distributors to purchase and stock Stanley Patented Product and have access to Stanley Patented Masterkey Codes by entering into a Stanley Patented Masterkey System Distributor Agreement Addendum (the "Authorized Stocking Distributor") As a condition to the Authorized Stocking Distributor's continued access to Stanley Patented Masterkey Codes, it must comply at all times with the Stanley Patented Key Systems Security Procedure.

**SECURITY AUTHORIZATION FORM:** It is a responsibility of the Authorized Distributor to ensure that Stanley Patented Product does not end up in the possession of unauthorized individuals or entities. The Authorized Distributor must ensure that the End User completes a Stanley Patented Masterkey System Security Authorization Form (the "Security Authorization Form"). The Security Authorization Form designates those individuals within the End User's organization that are authorized to place orders with the Authorized Distributor for Stanley Patented Product. The Security Authorization Form must be completed and signed by the End User.

It is the Authorized Distributor's full responsibility to validate the End User's signature as identified on the Security Authorization Form prior to accepting any orders for Stanley Patented Product.

In certain circumstances the Authorized Distributor selling and/or stocking the Stanley Patented Product will not contract directly with the End User. In these circumstances, the Authorized Distributor is required to work with its reseller to ultimately ensure that the End User submits a signed Security Authorization Form to Stanley.

For those Distributors who have been authorized by Stanley to stock Stanley Patented Product, it is their responsibility to ensure that they have a completed Security Authorization Form on file for each End User that places an order with the Authorized Stocking Distributor for Stanley Patented product and that the Authorized Stocking Distributor authenticates the signature of each Stanley Patented Product order utilizing the Security Authorization Form.

Stanley shall have the right to audit all Security Authorization Forms maintained by the Authorized Distributors for completeness, accuracy and compliance with this Policy.

### **BEST CORMAX™ PATENTED KEYING SYSTEM-PATENT LICENSE:**

1. The Best Cormax keying system being offered for sale under this price catalog is protected by valid and enforceable patents issued by the United States Patent and Trademark Office pursuant to United States Federal Law (including U.S. Patent Nos. 7,681,425 and 5,615,566 (also designated as US RE 39,364) (collectively, the "Stanley Patents"). The rights to the Stanley Patents belong to Stanley Security Solutions, Inc. ("Stanley"). The Best Cormax keying system is comprised of two main components, a core and one or more keys. The combination of the Best Cormax core and key(s) is protected by the Stanley Patents. The Best Cormax keys, key blanks, and cores contain registered trademarks belonging to Stanley. **Stanley considers its patent and trademark rights to be valuable intellectual property assets that are important in protecting security and maintaining key control of its products. Accordingly, it is in Stanley's best interest and, more importantly, it is in the best interest of its end users, that the Best Cormax system be managed in a manner that guards against unauthorized key duplication, which compromises the security of the Best Cormax system. As a condition of purchase of a Best Cormax system from Stanley or one of its authorized distributors, the following limitations on the express and implied contractual and intellectual property rights with respect to the Best Cormax system and the Stanley Patents shall apply:**

a. All Best Cormax systems shall be sold with a limited license to practice the Stanley Patents by combining and using (i) the Best Cormax core that is purchased with the Best Cormax system with (ii) the Best Cormax key(s) and/or key blanks(s) that are purchased with the Best Cormax system.

b. This license is conditioned upon the purchase of a Best Cormax core and key (or core and key blank) combination only from Stanley or one of its authorized distributors. Only Stanley and its authorized distributors are authorized to sell the core and key(s)/blank(s) that comprise the Best Cormax system. All other sales of those items, individually or together, including either finished Best Cormax keys or unfinished key blanks suitable for finishing into Best Cormax keys, by any party other than Stanley or one of its authorized distributors, for purposes of making the patented core and key combination, are not authorized sales and are excluded from this license.

c. In the event that an end user sells a Best Cormax core, either standing alone or in connection with a sale of the structure or building in which it is installed, to a third party, the end user shall be required to notify the third-party purchaser of the terms and conditions and limitations of this license, which equally apply to the third party purchaser.

October 2015



## STANLEY PATENTED PRODUCT ORDERING & LICENSE (continued)

- d.** Stanley does not grant under the license, the right to sell any Best Cormax keys or key blanks to a third party, except in connection with a sale of the corresponding Best Cormax core in a manner that complies with the terms, conditions, and limitations of this license.
- e.** Best Cormax keys and/or key blanks will be shipped by Stanley or one of its authorized distributors directly and only to employees, as designated in the Security Authorization Form.
- f.** In order to maintain the integrity of the Best Cormax system, the Best Cormax key or key blank should not be altered at any time to operate any core/cylinder for which such key or key blank was not originally intended.
- g.** In the event that any of the procedures outlined herein are not strictly followed with respect to the handling of Best Cormax keys and key blanks, Stanley may require following good faith discussions, the prompt return via UPS/AOD or equivalent, of all Best Cormax keys and/or blanks. Those items, in like new condition, shall be repurchased by Stanley at the original sale price less a restocking fee.
- h.** Should any terms of this license be found to be invalid, by operation of law or otherwise, all other provisions herein shall remain in full force and effect.

October 2015





## STANLEY MASTERKEY CODE AND MASTERKEY SERVICE POLICY

### I. DISTRIBUTOR MASTERKEY SERVICES

All Stanley Authorized Distributors, Aftermarket Wholesalers, and Locksmiths ("Authorized Distributors") can create, modify or extend masterkey codes for the benefit of their end user customers ("End Users") for Stanley non-patented masterkey systems; provided, however, the services must be performed in line with industry standards. With the express written permission of Stanley, select Authorized Distributors can create, modify or extend masterkey codes for the benefit of End Users for a Stanley Patented Masterkey System (pursuant to the terms and conditions of Section C below). Authorized Distributor's failure to comply with the terms of this policy could result in Stanley's termination of its Distributor Agreement as well as Stanley's pursuit of any remedies available at law.

#### A. END USER INFORMATION AND CODE RELEASE:

All masterkey codes (both patented and non-patented) previously generated by Stanley are available for distribution to End Users (and/or their designated Authorized Distributor, if applicable) via the End User Web Portal at <http://customerservice.stanleysecuritysolutions.com/mcp/>. For a hard copy of the End User Information and Code Release Form, please contact your Stanley End User Consultant. End user codes will be distributed solely to those Authorized Distributors (a) identified by the End User on a fully executed End User Information and Code Release Form received by Stanley, and (b) for the release of Stanley Patented Masterkey Codes, the Authorized Distributor is authorized by Stanley to receive and process Stanley Patented Masterkey Codes (as more fully described in Section C below.) No exceptions will be made to this policy.

#### B. STANLEY NON-PATENTED MASTERKEY SYSTEM

Effective September 4, 2012 Stanley will no longer require a Security Authorization Form to be signed by the End User prior to Stanley and/or its Authorized Distributor accepting core and key orders for non-patented keying systems. All valid End User communications for orders related to non-patented keying systems will be fulfilled at the End User's liability.

#### C. STANLEY PATENTED MASTERKEY SYSTEM

The Stanley Patented Masterkey System provides a higher level of protection against unauthorized key duplication and crossovers and, in order to maintain the quality of a Stanley Patented Masterkey System, the following terms and conditions of this policy shall apply to any and all Authorized Distributors with access to Stanley Patented Masterkey Systems. For the purpose of this policy, "Stanley Patented Product" shall mean the Stanley Best Cormax (including cores and keys), as well as any and all future product Stanley designates as patented product for the purpose of this policy. "Stanley Patented Masterkey Systems" and "Stanley Patented Masterkey Codes" shall mean the respective masterkey system or codes of any Stanley Patented Masterkey Product.

**Sale of Stanley Patented Product:** As further described in this C, only those Authorized Distributors meeting certain necessary qualifications and standards shall be selected by Stanley to sell Stanley Patented Product. Selection shall be at the sole discretion of Stanley and shall be evidenced in writing via the Distributor Agreement or its select addendums.

**Stanley Patented Security Authorization Form:** It is a responsibility of the Authorized Distributor to ensure that Stanley Patented Product does not end up in the possession of unauthorized individuals or entities. The Authorized Distributor must ensure that the End User completes a Stanley Patented Masterkey System Security Authorization Form (the "Security Authorization Form") as outlined in this Section. The Security Authorization Form designates those individuals within the End User's organization that are authorized to place orders with the Authorized Distributor for Stanley Patented Product. The Security Authorization Form must be completed and signed by the End User.

It is the Authorized Distributor's full responsibility to validate the End User's signature as identified on the Security Authorization Form prior to accepting any orders for Stanley Patented Product. In certain circumstances the Authorized Distributor selling the Stanley Patented Product will not contract directly with the End User. In these circumstances, the Authorized Distributor is required to work with its reseller to ultimately ensure that the End User submits a signed Security Authorization Form to Stanley. Stanley shall have the right to audit all Security Authorization Forms maintained by the Authorized Distributors for completeness, accuracy and compliance with this Policy.

**Sale of Combined Stanley Patented Product through Distributor:** Stanley may authorize select Authorized Distributor to purchase and resell to an End User Stanley Patented Product that has been combined by Stanley Personnel. In this instance, a Security Authorization Form must be completed and signed by the End User and provided by the Authorized Distributor to Stanley with each Stanley Patented Product order.

**Stocking of Stanley Patented Product:** Stanley may authorize select Authorized Distributors to purchase and stock Stanley Patented Product and have access to Stanley Patented Masterkey Codes by entering into a Stanley Patented Masterkey System Distributor Agreement Addendum (the "Authorized Stocking Distributor") As a condition to the Authorized Stocking Distributor's continued access to Stanley Patented Masterkey Codes, it must comply at all times with the Stanley Patented Key Systems Security Procedure. In addition, it is the responsibility of the Authorized Stocking Distributor to ensure that they have a completed Security Authorization Form on file for each End User that places an order with the Authorized Stocking Distributor for Stanley Patented product and that the Authorized Stocking Distributor authenticates the signature of each Stanley Patented Product order utilizing the Security Authorization Form.

October 2015





## STANLEY MASTERKEY CODE AND MASTERKEY SERVICE POLICY (continued)

**Stanley Patented Masterkey Code Generation:** To assist in reducing the possibility of duplication within a keying system and ensure security, all Stanley Patented Masterkey Codes must be created, modified and/or extended by Stanley's masterkey personnel and/or an Authorized Stocking Distributor. The unauthorized duplication or release of Stanley Patented Masterkey Codes to non-authorized people or organizations, including, but not limited to, unauthorized distributors, wholesalers, private locksmiths, other lock manufacturers, architects, or contractors, is a violation of this policy as well as the infringement of patent rights and other intellectual property rights of Stanley. In addition to any other recourse available under law, the unauthorized release of Stanley Patented Masterkey Codes by any Authorized Stocking Distributor shall result in immediate termination.

**Stanley Patented Masterkey System Exclusive Keyways:** Upon request from an End User to release Stanley Patented Masterkey Codes previously generated by Stanley that are on an exclusive keyway, Stanley will send a notification to the End User reminding them that their patented codes are on an exclusive keyway. Stanley will provide a copy of this notice to the Authorized Stocking Distributor.

To assist in reducing the possibility of duplication within an End User exclusive keying system and ensure security, all exclusive Stanley Patented Masterkey Codes must be created, modified and/or extended and recorded in Stanley's BESTCode masterkey code management tool.

Should Stanley approve an Authorized Stocking Distributor to establish a Stanley Patented Masterkey System on an exclusive keyway, the Authorized Stocking Distributor shall be required to sign a Stanley Patented Masterkey System Exclusive Keyway Addendum. To assist in reducing the possibility of duplication within a Distributor exclusive keying system and ensure security, all exclusive Stanley Patented Masterkey Codes must be created, modified and/or extended and recorded in Stanley's BESTCode masterkey code management tool.

Copies of Stanley Patented Masterkey Codes: Stanley shall have a right to a copy of all Stanley Patented Masterkey Codes that have been originated, modified, extended or otherwise maintained by the Authorized Stocking Distributor in the Stanley BESTCode system in order for Stanley to be able to provide continued support either directly, or indirectly, to the End User.

## II. STANLEY MASTERKEY SERVICES

### A. STANLEY MASTERKEY SERVICES PROVIDED TO DISTRIBUTOR:

Stanley, upon request and at its sole discretion, may provide select masterkey services to an Authorized Distributor for both non-patented masterkey systems and Stanley Patented Masterkey Systems. In order for an Authorized Distributor to place an order for the extension of, or modification to, a masterkey system

previously created or maintained by Stanley, the End User must have selected that Authorized Distributor as its authorized designee in the End User Information & Code Release Form received by Stanley. Complete keying instructions must be given before a Stanley order can be properly acknowledged with an estimated delivery date. Stanley reserves the right to charge for the service of a customized masterkey security solution with the purchase of a Stanley product. A masterkey service charge will be assessed for each order for cylinders or cores for use in non-Stanley manufactured locks for which Stanley has an equivalent product. Stanley Patented Masterkey System products shall not be provided without the associated masterkey services being provided by Stanley. All Masterkey Services provided by Stanley shall be subject to the terms and conditions of the Stanley Masterkey Service Order Acknowledgment which shall be provided upon acceptance of the order for Masterkey Services.

### B. STANLEY BESTCODE:

Stanley may, in its sole discretion, make available its BESTCode masterkey code management tool to select Authorized Distributors that meet certain training and certification requirements. If offered, BESTCode will be made available for an annual subscription fee as outlined in the Stanley pricing catalog. All codes made available to Authorized Distributors in the BESTCode system shall be subject to the BESTCode User License Agreement and will be provided in accordance with this Policy. The BESTCode masterkey code management tool is not available for use with Stanley Commercial Hardware products.

## III. FORMS

For a copy of the following forms please contact the Stanley End User Consultant.

- End User Information and Code Release Agreement
- Stanley Patented Masterkey System Distributor Agreement Addendum (Exhibit B)
- Stanley Patented Masterkey System Security Authorization Form
- Stanley Patented Key Systems Security Procedure
- Stanley Patented Masterkey System Exclusive Keyway Addendum
- Stanley Patented Masterkey System End User Specific Distributor Agreement Addendum (Exhibit D)

Stanley reserves the right to change, modify or update this Policy at any time, in its sole discretion.

October 2015



## Architectural Finishes

<b>BHMA No.</b>	<b>U.S. No.</b>	<b>Description</b>
605	3	Bright brass, clear coated
606	4	Satin brass, clear coated
611	9	Bright bronze, clear coated
612	10	Satin bronze, clear coated
613	10B	Oxidized satin bronze, oil rubbed
618	14	Bright nickel plated, clear coated
619	15	Satin nickel plated, clear coated
622	19	Flat black, coated
625	26	Bright chromium plated
626	26D	Satin chromium plated
627	27	Satin aluminum, clear coated
628	28	Satin aluminum, clear anodized
629	32	Bright stainless steel
630	32D	Satin stainless steel
690	20	Dark bronze coated



## BEST Standard & Premium Keys

### How To Order

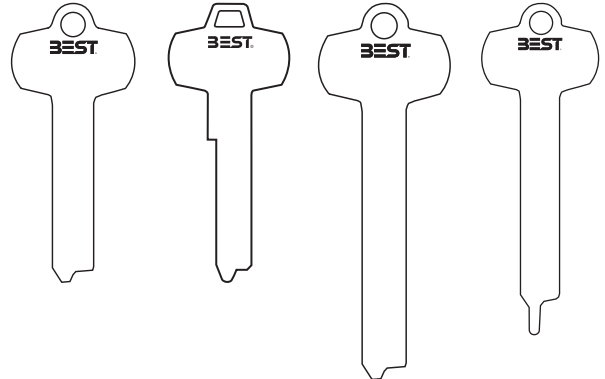
1A	1	A	1		
Key Shape (Bow)	Key Type	Keyway	Cut Code	Key Stamp	Options
1A – Standard 1AP – Premium 2A – Large round 3A – Large rectangular 4A – Access bow 9A – Blockout blade	0 – Blockout blade 1 – Operating or blank 2 – Control 3 – Master 4 – Submaster 5 – Grandmaster 9 – Extractor key	Designate specific keyway (A, E, etc.) or multiple keyways if ordering a multi-milled key.	1 – Blank 2 – Cut 4 – Special A4	KS654 x KS292 – BEST logo full embossing with stars (1A & 1AP only) KS112 – “U.S. Gov’t do not duplicate” KS567 – Premium  Specify KS#. Price for most custom design stamps available upon request.	B* – Long blade (1A only) H* – No hole (2A only) N* – Long nose (1A only) NKW – No keyway designation (standard on 1AP) P* – Plastic insert (4A only) S* – Key serialization

\*Indicates extra cost option; see below.

If keys are cut, you must specify keymark and number of each marking.

DESCRIPTION	PREMIUM	STANDARD
<b>1A SERIES</b>		
Blanks	5.00	2.80
Operating-cut	13.00	9.20
Control, Master, SM or GM-cut	17.30	10.10
<b>2A, 3A &amp; 4A SERIES</b>		
Blanks	N/A	4.90
Operating-cut	N/A	10.20
Control, Master SM or GM-cut	N/A	15.20
<b>9A SERIES</b>		
Blockout blades	15.20	10.80
Extractor key (9A9)	15.20	10.80

EXTRA COST OPTIONS*	OPTION CODE	ADD-ON
Double milling	Specific Keyways	3.40
Triple milling		5.40
Quadruple milling		8.20
Five milled		13.00
Long blade (1A only)	B	3.40
No hole (2A only)	H	2.20
Long nose (1A only)	N	6.50
Key serialization / key	S	2.20

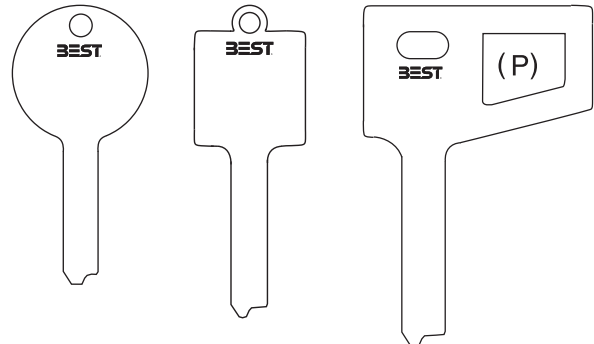


1A  
Standard

1AP  
Premium

1A  
Long Blade (B)\*

1A  
Long Nose (N)\*



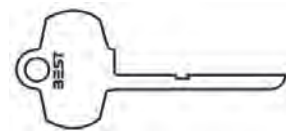
2A

3A

4A\*



9A0  
Blockout Blade



9A9  
Extractor Key



## BEST Peaks® Keys

### How To Order

1AK	1	B1	1	7	150	
Key Shape (Bow)	Key Type	Keyway	Cut Code	Pin Size	Key Series	Options
1AK – BEST Peaks 9AK – Blockout blade	0 – Blockout blade 1 – Operating 2 – Control 3 – Master 4 – Submaster 5 – Grandmaster 9 – Extractor key	B1 B2 B3 B4 B5 B6 B7 B8 B9 B10	1 – Blank 2 – Cut	6 – 6-pin (140 & 150 series) 7 – 7-pin (150 series only) 140 Series = 1CK cores 150 Series = 1CB cores	150 140	CS* – Custom stamp for key bow (Note 1)

\*Indicates extra cost option; see below.

If keys are cut, you must specify keymark and number of each marking.

DESCRIPTION	PATENTED
<b>1AK SERIES</b>	
Blanks	8.40
Operating-cut	19.70
Control, Master, SM or GM-cut	22.00
<b>9AK SERIES</b>	
Blockout blade & extractor key set	73.00

EXTRA COST OPTIONS*	
List price add-on per key blank (Note 2)	1.80

NOTE 1: One-time die stamping charge will be required. Pricing for special stamps and graphics are available upon request.

NOTE 2: Minimum 200 Keys Per Order



## BEST Preferred Patented Keys

### How To Order

1AF	1	1P	1	7	
Key Shape (Bow)	Key Type	Keyway	Cut Code	Pin Size	Options
1AF – Preferred Patented 9AF – Preferred Blockout Blade	0 – Blockout blade 1 – Operating 2 – Control 3 – Master 4 – Submaster 5 – Grandmaster 9 – Extractor key	1P 2P 7P 8P 9P 10P	1 – Blank 2 – Cut	7 – 7-pin (150 series 1CF cores only)	CS* – Custom stamp for key bow (Note 1)

\*Indicates extra cost option; see below.

If keys are cut, you must specify keymark and number of each marking.

DESCRIPTION	PATENTED
<b>1AF SERIES</b>	
PATENTED blanks	8.70
Operating-cut	19.60
Control, Master, SM or GM-cut	23.00
<b>9AF SERIES</b>	
Blockout blade & extractor key set	72.00

EXTRA COST OPTIONS*	
List price add-on per key blank (Note 2)	1.80

NOTE 1: One-time die stamping charge will be required. Pricing for special stamps and graphics are available upon request.

NOTE 2: Minimum 200 Keys Per Order



## BEST CORMAX™ Patented Keys

### How To Order - M Series

1AM	1	MM	2	1	KS716	
Key Shape (Bow)	Key Type	Keyway	Level	Cut Code	Key Stamp	Options
1AM – M series key 2AM – Large round 3AM – Large rectangular 4AM – Access bow 9AM – Blockout blade	0 – Blockout blade 1 – Operating or blank 2 – Control 3 – Master 4 – Submaster 5 – Grandmaster 9 – Extractor key	MJ MK ML MM	1 – Non-exclusive 2 – Two-digit zip code exclusive 3 – One digit zip code exclusive 4 – National exclusive	1 – Blank 2 – Cut	KS716 - 1AM Front KS717 - 1AM Front KS800 - 1AM Back	B* – Long blade (1AM series only) H* – No hole (2AM series only) N* – Long nose (1AM series only) S* – Key serialization

\*Indicates extra cost option; see below.

Designate multiple keyways if ordering a multi-milled key.

If keys are cut, you must specify keymark and number of each marking.

\*\*Must specify keyway when ordering blockout blades

### How To Order - X Series

1AX	1	X1	X	1	KS699	
Key Shape (Bow)	Key Type	Keyway	Level	Cut Code	Key Stamp	Options
1AX – X series key 9AX – Blockout blade	0 – Blockout blade 1 – Operating or blank 2 – Control 3 – Master 4 – Submaster 5 – Grandmaster 9 – Extractor key	X1..X32, etc.	W - Non-exclusive X - Two-digit zip code exclusive Y - One digit zip code exclusive Z - National exclusive	1 – Blank 2 – Cut	KS699 - 1AX Back	S* – Key serialization

\*Indicates extra cost option; see below.

Designate multiple keyways if ordering a multi-milled key.

If keys are cut, you must specify keymark and number of each marking.

\*\*Must specify keyway when ordering blockout blades

DESCRIPTION	PATENTED
<b>1AM SERIES</b>	
Blanks	5.50
Operating-cut	12.00
Control, Master, SM or GM-cut	13.20
<b>1AX SERIES</b>	
Blanks	5.50
Operating-cut	12.00
Control, Master, SM or GM-cut	13.20
<b>2AM, 3AM &amp; 4AM SERIES</b>	
Blanks	5.70
Operating-cut	10.60
Control, Master SM or GM-cut	16.40
<b>9AM &amp; 9AX SERIES</b>	
Blockout Blades	13.20
Extractor key (9AM9 or 9AX9)	13.20

EXTRA COST OPTIONS*	OPTION CODE	ADD-ON
Double milling	Specific Keyways	3.40
Quadruple milling		8.20
Long blade (1AM only)	B	3.40
No hole (2AM only)	H	2.20
Long nose (1AM only)	N	6.50
Key serialization / key	S	2.20

#### NOTES:

1: M Series key ways are backward compatible with STANDARD key ways of the same letter.

2: X Series key ways are NOT backward compatible.

3: Please contact factory for information regarding all security levels for the M and X Series. Levels 2, 3 and 4 require Masterkey Department authorization.

4: Match key keyways level to core key way level.

5: 3AM keys are available with M series keyways only



## B Series Padlocks

### How To Order

41B	7	2	L			
Shackle Diameter	Core Housing	Shackle Height	Function	Chain Option	Special Stamp No.	Options
11B – Brass 1/4" dia. 21B – Brass 5/16" dia. 41B – Brass 3/8" dia.	7 – 7-pin housing; accepts all BEST cores	Steel shackle 2 – 3/4" 21 – 1" w/ shroud (21B only) 22 – 1 1/2" 72 – 2" 82 – 4"  Bronze shackle 0 – 3/4" 20 – 1 1/2" 70 – 2" 80 – 4"	T – Key retained L – Non-key retained	M – Case drilled for clevis only M1* – Bronze chain M5* – Galvanized steel chain M/CR* – Clevis Only	Blank – Best logo PS1010 – Safety first (11B & 21B)  Specify PS# or describe stamp.  Price for special stamps available upon request.	F3 – Frangible shackle (11B720 only) O* – Lockout/tagout S* – Car seal (41B only) ZZ* – Double lockout (11B only) XSPL* – Cut resistant shackle (21B & 41B only) WC* – Weather cover (21B & 41B only) SH – Shrouded padlock w/cut resistant shackle (21B only) 606* – Satin Brass finish (brass only)

\*Indicates extra cost; see the last page of B Series.

Must specify keymark and number of keys or designate L/C for less core.

SHACKLE HEIGHT	SHACKLE CODE		COMPLETE WITH COMBINATED CORE			LESS CORE
	BRONZE	STEEL	PATENTED**	PREMIUM	STANDARD	
11B SERIES						
3/4"	0	2	128.00	129.00	118.00	54.00
1-1/2"	20	22	128.00	129.00	118.00	54.00
2"	70	72	131.00	132.00	121.00	57.00
4"	80	82	138.00	139.00	128.00	64.00
21B SERIES						
3/4"	0	2	129.00	130.00	119.00	55.00
1-1/2"	20	22	129.00	130.00	119.00	55.00
2"	70	72	132.00	133.00	122.00	58.00
4"	80	82	139.00	140.00	129.00	65.00
41B SERIES						
3/4"	0	2	131.00	132.00	121.00	57.00
1-1/2"	20	22	131.00	132.00	121.00	57.00
2"	70	72	134.00	135.00	124.00	60.00
4"	80	82	141.00	142.00	131.00	67.00
21B Series with Shroud*						
1"	N/A	21	180.00	181.00	170.00	106.00

\*Pricing includes stainless steel shroud and cut-resistant shackle. Must include "SH" option when ordering

\*\*Patented pricing shown is for CORMAX patented keying system. Add \$20.00 for BEST Preferred patented keying.

NOTE: 626 finish is standard on brass padlock series.

## B Series Padlocks (continued)

DESCRIPTION	CATALOG NUMBER	COMPLETE WITH COMBINATED CORE			LESS CORE
		PATENTED	PREMIUM	STANDARD	
CABLE PADLOCKS					
Jacketed – 24" cable	21JB7-24T	149.00	150.00	139.00	75.00
Jacketed – 36" cable	21JB7-36T	157.00	158.00	147.00	83.00
Jacketed – 48" cable	21JB7-48T	164.00	165.00	154.00	90.00
Extra cable per ft. or fraction thereof jacketed	Add-On	8.00	8.00	8.00	8.00

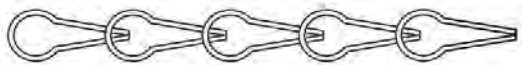
EXTRA COST OPTIONS*	OPTION CODE	ADD-ON
Bronze chain	M1	9.50
Galvanized steel chain	M5	17.00
Lockout / tagout	O	13.00
Padlock weather covers (21B-41B only)	WC	6.60
Cut resistant shackle	XSPL	23.00
Car seal slot (41B only)	S	19.00
Satin Brass Finish	606	19.00
Double lockout safety (11B only)	ZZ	22.00
Clevis Only	M/CR	5.40

ACCESSORIES	CATALOG NUMBER	PRICE
Frangible shackle kit*	11B20FK	182.00
Frangible shackle only	11B20FF	9.50

REPAIRS	SERIES	PRICE
Includes all new parts, even a shackle, if necessary, but not a core or a new chain	11B	37.00
	21B	37.00
	41B	37.00

NOTE: Chain options are not available on cable padlocks or padlocks with shroud.

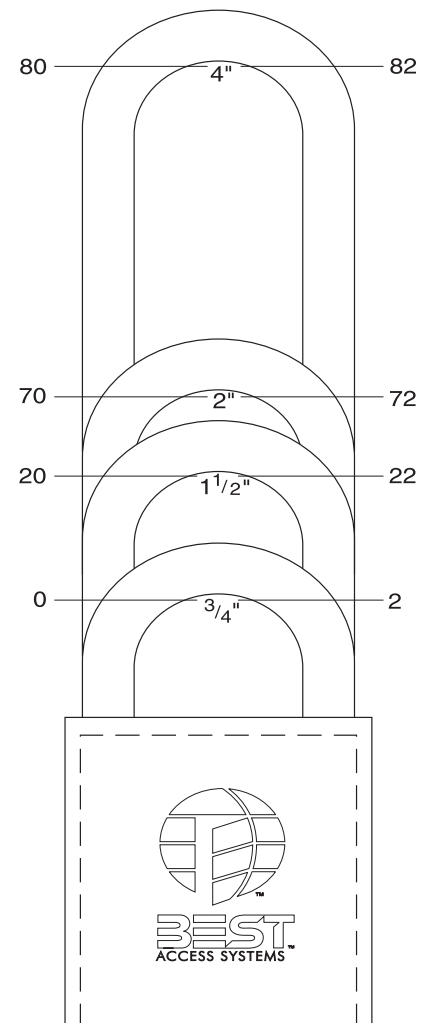
\*Includes: padlock disassembly tool, three shackles and springs.



**M1**



**M5**







## BEST Standard & Premium Cores

### How To Order

1C	7	A	1		606
Core Type	Core Size	Keyway	Combining Code	Options	Finish
1C – Standard 1CD – Drill resistant 1CDP – Drill resistant Premium 1CP – Premium 2C** – Core for 8L mailbox 3C – Core for 8E cylinder 5C** – High security 6C – Core for 4S cylinders 6CP – Premium core for 4S cylinder	5 – 5-pin (1C only) 6 – 6-pin (1C only) 7 – 7-pin	Designate specific keyway (A, E, etc.)	1 – Uncombined 2 – Combined (B, W, P options)	B* – Pick & drill resistant (1CD only) K* – Key trap (1C only) P* – Pick resistant T* – Key retained (6C & 6CP only) W* – Wear resistant	605 606 611 612 613 625 626 690

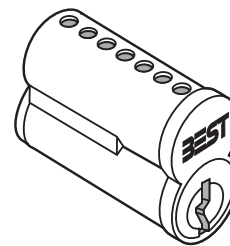
\*Indicates extra cost option; see below. \*\*Requires long blade key.  
If combined, you must specify keymark and number of keys.  
5C Core is only compatible with a high security cylinder - 1EJ & 1EK

DESCRIPTION	COMBINING CODE	PREMIUM	STANDARD
<b>1C &amp; 1CP SERIES</b>			
Uncombined	1	46.00	40.00
Combined	2	75.00	64.00
<b>1CD &amp; 1CDP SERIES</b>			
Uncombined	1	66.00	60.00
Combined	2	95.00	84.00
<b>2C &amp; 3C SERIES</b>			
Uncombined	1	N/A	42.00
Combined	2	N/A	66.00
<b>5C SERIES</b>			
Uncombined	1	N/A	58.00
Combined	2	N/A	76.00
<b>6C &amp; 6CP SERIES</b>			
Uncombined	1	49.00	42.00
Combined	2	80.00	66.00

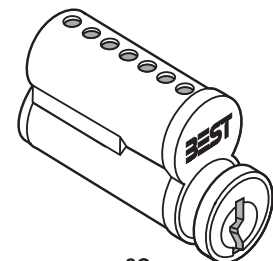
EXTRA COST OPTIONS*	OPTION CODE		ADD-ON
Pick &/or drill resistant	B,P	N/A	20.00
Key trap	K	N/A	9.10
Key retained	T	N/A	9.10
Wear resistant	W	N/A	9.10

PART DESCRIPTION	PART NO.	QUANTITY PER PKG.	PRICE PER PKG.
Standard pin segments	A0, A1 etc.	100	8.90
Spool pin segments (Note 1)	A6, A7, etc.	100	9.60
Stainless steel segments	A0, A1, etc.	100	46.00
Core caps (500 per pkg.)	21C	500	14.00
Core springs (500 per pkg.)	22S	500	34.00

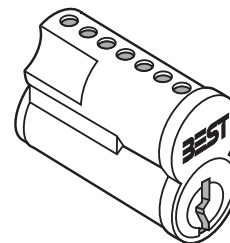
NOTE: Standard spool pin segments are available in the following sizes: A6; A7; A8; A9; B8; B10; C3; C4; C5; C6; D6; D8; E3; E4; E5; F6; F7; & F8. (B6 spool pin segments should not be used with 5C core.



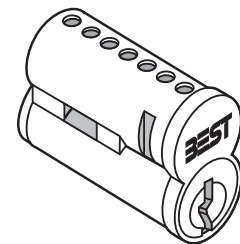
1C – 7-pin



2C  
(Requires long blade key)



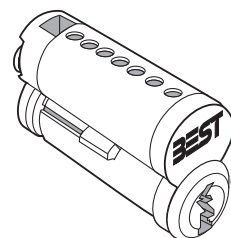
3C



5C  
(Requires long blade key)



6C



6CP



## BEST Peaks® Cores

### How To Order

1CB	7	B1	1	626	
Core Type	Core Size	Keyway	Combining Code	Finish	Style
1CB – 150 Series 1CK – 140 Series	6 – 6-pin (140 & 150 series) 7 – 7-pin (150 series only)	B1 B6 B2 B7 B3 B10	1 – Uncombined 2 – Combined	626 – Simulated 606 – Simulated	3840 - BEST I/C 6 pin 140 series See the list below for other options.

\*If combined, you must specify keymark and number of keys.

#### 1CB SERIES PEAKS CORES

SERIES STYLE	DESCRIPTION	COMBINED	UNCOMBINED
<b>INTERCHANGEABLE CORE</b>			
3856	BEST I/C 6-pin brass 150 Series	92.00	54.00
3857	BEST I/C 7-pin brass 150 Series	92.00	54.00

#### 1CK SERIES PEAKS CORES

SERIES STYLE	DESCRIPTION	COMBINED	UNCOMBINED
<b>INTERCHANGEABLE CORE</b>			
3840	BEST I/C 6-pin brass 140 Series	92.00	54.00
<b>CONVENTIONAL CYLINDERS (KIK = Key in Knob)</b>			
3404	Corbin Russwin CK4200 grade, 1 knob & UT5200 unit lock	112.00	71.00
3406	Arrow, LSDA, Schlage "06" kit includes 2 security bushings, 3 faced tailpieces	112.00	71.00
3408	Sargent 7, 8 & 9 line knob	112.00	71.00
3410	Sargent Kit for 6,10, 65 line and 2000 exit device line; includes security bushing and 2 fixed tailpieces (Use A and E bottom pins only)	112.00	71.00
3454	Yale 5300 grade 2 & 5400 grade 1 knob	112.00	71.00
3455	Corbin Russwin CL3900 & Yale 5400LN grade 1 lever	112.00	71.00
3476	Sargent 7600 Integra Lock	112.00	71.00
3495	Falcon, Sargent & Weiser cyl. kit for small dia. plug faces; 3 fixed & 3 lost motion tailpiece (Use J or K bottom pins only)	112.00	71.00
3499*	Peaks Universal "99" cyl. kit includes 3 fixed & 3 lost motion tailpieces (Use J or K bottom pins only)	112.00	71.00

\*The 3499 universal cylinder should be used for all Key in Knob applications except Falcon, Sargent, Weiser Locks and specialty applications listed above. Refer to the BEST Peaks Technical Manual for various KIK Tailpiece Configurations.

<b>REMOVABLE CORE</b>			
6140	6-pin Corbin Russwin R/C	125.00	78.00
6240-6	6-pin Yale R/C	125.00	78.00
6240-7	6-pin for 7-pin housing Yale R/C	125.00	78.00
6340	6-pin Medeco R/C	125.00	78.00
6440	6-pin Schlage R/C	129.00	88.00
6540	6-pin Sargent R/C	125.00	78.00



## BEST Preferred Patented Cores

### How To Order

1CF	7	1P	1			626
Core Type	Core Size	Keyway	Combining Code	Style	Options	Finish
1CF - 150 Series Patented 3CF - Core for 8E Cylinder 150 Series 6CF - Core for 4S Cylinders 150 Series	6 - 6-pin (140 series only) 7 - 7-pin (150 series only)	1P 2P 7P 8P 9P 10P	1 - Uncombined 2 - Combined	See list below for style op- tions	(150 Series only)  B* - Pick & drill resistant (1CDF only) K* - Key trap P* - Pick resistant T* - Key retained (6CF only) W* - Wear resistant D* - Drill Resistant	626 - Simulated 606 - Simulated 612 - Simulated 613 - Simulated

\*Indicates extra cost option; see below

If combined, you must specify keymark and number of keys.

### 1CF, 1CDF, 3CF AND 6CF PREFERRED PATENTED CORES

DESCRIPTION	COMBINED	UNCOMBINED
<b>INTERCHANGEABLE CORE</b>		
1CF - BEST Preferred I/C 7-pin brass 150 series	94.00	63.00
1CDF - BEST Preferred drill resistant I/C 7-pin brass 150 series	114.00	83.00
3CF - BEST Preferred I/C for 8E cylinder 7-pin brass 150 series	109.00	68.00
6CF - BEST Preferred I/C for 4S cylinder 7-pin brass 150 series	109.00	68.00

\*The 3499 universal cylinder should be used for all Key in Knob applications except Falcon, Sargent, Weiser Locks and specialty applications listed above. Refer to the BEST Peaks Technical Manual for various KIK Tailpiece Configurations.

EXTRA COST OPTIONS	OPTION CODE	ADD-ON
Pick and/or drill resistant	B, D, P	20.00
Key Trap	K	9.10
Key Retained	T	9.10
Wear Resistant	W	9.10



## BEST CORMAX™ Patented Cores

### How To Order - M Series

1CM	7	MJ	3	1		626
Core Type	Core Size	Keyway	Level	Combining Code	Options	Finish
1CM – CORMAX Core M Series 1CDM – CORMAX Drill resistant 5CM** – CORMAX for High security 6CM – CORMAX Core for 4S cylinder	6 – 6-pin 7 – 7-pin	MJ MK ML MM	1 – Non-exclusive 2 – Two-digit zip code exclusive 3 – One digit zip code exclusive 4 – National exclusive	1 – Uncombined 2 – Combined	B* – Pick & drill resistant (1CDM combined core only) K* – Key trap (1CM only) P* – Pick resistant T* – Key retained (6CM only) W* – Wear resistant	605 606 611 612 613 625 626 690

### How To Order - X Series

1CX	7	X1	W	1		626
Core Type	Core Size	Keyway	Level	Combining Code	Options	Finish
1CX – CORMAX Core X Series 1CDX – CORMAX Drill resistant 6CX - CORMAX Core for 4S cylinder	6 – 6-pin 7 – 7-pin	X1..X32, etc.	W – Non-exclusive X – Two-digit zip code exclusive Y – One digit zip code exclusive Z – National exclusive	1 – Uncombined 2 – Combined (B Option)	B* – Pick & drill resistant (1CDX combined core only) P* – Pick resistant W* – Wear resistant	605 606 611 612 613 625 626 690

\*Indicates extra cost option; see below

If combined, you must specify keymark and number of keys. \*\*Only compatible with high security mortise cylinder - 1EJ & 1EK

DESCRIPTION	COMBINATING CODE	CORMAX
<b>1CM / 1CX SERIES</b>		
Uncombined	1	54.00
Combined	2	74.00
<b>1CDM / 1CDX SERIES</b>		
Uncombined	1	74.00
Combined	2	94.00
<b>5CM SERIES</b>		
Uncombined	1	66.00
Combined	2	82.00
<b>6CM SERIES</b>		
Uncombined	1	57.00
Combined	2	75.00
<b>6CX SERIES</b>		
Uncombined	1	57.00
Combined	2	75.00

EXTRA COST OPTIONS*	OPTION CODE	ADD-ON
Pick &/or drill resistant	P & B	20.00
Key trap	K	9.10
Key retained	T	9.10
Wear resistant	W	9.10

#### NOTES

- 1: M Series key ways are backward compatible with Standard key ways of the same letter.
- 2: X Series key ways are NOT backward compatible.
- 3: Please contact factory for information regarding all security levels for the M and X Series. Levels 2, 3 and 4 require Masterkey Department authorization.
- 4: Match key keyways level to core key way level.

PART DESCRIPTION	PART NO.	QUANTITY PER PKG.	PRICE PER PKG.
Standard pin segments	A0, A1 etc.	100	8.90
Spool pin segments (Note 1)	A6, A7, etc.	100	9.60
Stainless steel segments	A0, A1, etc.	100	46.00
Core caps (500 per pkg.)	21C	500	14.00
Core springs (500 per pkg.)	22S	500	34.00

NOTE: Standard spool pin segments are available in the following sizes: A6; A7; A8; A9; B8; B10; C3; C4; C5; C6; D6; D8; E3; E4; E5; F6; F7; & F8. (B6 spool pin segments should not be used with 5C core.



## D Series Service Equipment

The security items in this series are available only to registered BEST Masterkey System owners. The restriction is for the purpose of avoiding proliferation of equipment that could be used to compromise the security of such systems.

DESCRIPTION	CATALOG NO.	PRICE
<b>AD SERIES - KEY EQUIPMENT</b>		
Key combinator (Standard & CORMAX)	AD433*	5042.00
Key combinator—Premium	AD433P*	5789.00
Key carriage (Standard & CORMAX M Series keyways)	AD434	785.00
Key carriage—Premium	AD434P	653.00
Key combinator system conversion	Call to Order	649.00
Key cut indicator (in CD431 Kit)	AD501*	36.00
Key calibrator (mechanical)	AD502	807.00
Key calibrator (digital)	AD502D	2073.00
Key stamping plate (55 standard keys)	AD504A	1784.00
<b>BD SERIES - PADLOCK EQUIPMENT</b>		
Assembly kit complete	BD640	422.00
Tweezers—6" (in BD640 Kit)	BD641	24.00
Shackle plug tool (in BD640 Kit)	BD642	303.00
Holding plate (in BD640 Kit)	BD643	98.00
Rivet flaring tool	BD650	255.00
Storage hook (41B & 61B)	BD651	18.00
Padlock disassembly tool (11B, 21B, 41B)	BD654	178.00
Lockout	BD655	21.00
Lockout ties (pkg. of 50)	BD656A	33.00
Lockout name tag	BD657	6.80
Lockout / tagout	BD658	6.80
Corrosion free lubricant - 2 oz Squeeze Bottle	BD670	36.00
Corrosion free lubricant - 28.74 oz Refill	BD680	82.00
<b>CD SERIES - CORE EQUIPMENT</b>		
Combining kit complete	CD431*	1002.00
Combining bin	CD433	402.00
Stamping plate—face only (87 cores)	CD504B	1784.00
Stamping plate—side only (50 cores)	CD504C	1784.00
Core capping / decapping press	CD517	2710.00
Graphite gun	CD535	31.00
Graphite—1 lb. container	CD535A	54.00
Capping / decapping block for 1C 150 (in CD431 Kit)	CD540	202.00
Hand capping pin for use with capping block (in CD431 Kit)	CD547	25.00
Ejector pin (in CD431 Kit)	CD548	18.00
Tweezers—3" (in CD431 Kit)	CD549	5.90
Combining bin kit	CD435	2022.00
<b>DD SERIES - COMBINATING EQUIPMENT</b>		
Letter dies—1/16" or 3/32"	DD502	255.00
Number dies—1/16" or 3/32"	DD503	88.00
Core / key marking block (1 core & key)	DD513	202.00
Core / key marking plate (5 cores & 10 keys)	DD514	522.00
Magnetic strip (2 ea. in DD514)	DD514A	4.80
Combining hammer with plastic head	DD550	121.00
Plastic heads (for DD550)	DD551	36.00

\*Specify A2, A3 or A4 keying system

DESCRIPTION	CATALOG NO.	PRICE
<b>ED SERIES - CYLINDER EQUIPMENT</b>		
Mortise cylinder wrench	ED211	45.00
Mortise cylinder assembly tool	ED212	79.00
Thread repair die 1E cylinder	ED221	556.00
Cylinder cam testing tool	ED222	47.00
3E Cylinder hole tap	ED224	479.00
1E Cylinder hole tap	ED225	479.00
Eurocylinder wrench	ED801	164.00
5E Combining kit complete (Note 1)	5ED250	1073.00
5E Thread tap—3/4" x 24	5ED253	215.00
5E Capping block (in 5ED250 Kit)	5ED261	314.00
5E Cap depressor (in 5ED250 Kit)	5ED262	85.00
<b>KA SERIES - DOOR ADAPTOR KITS</b>		
Mortise to cylindrical 1" faceplate	62KA2A	91.00
Mortise to cylindrical 1-1/8" faceplate	83KA2A	93.00
Wrap-around 2-3/8" backset (160)	62KA2B	91.00
Wrap-around 2-3/4" backset (161)	83KA2B	93.00
<b>KD SERIES - CYLINDRICAL/TUBULAR EQUIPMENT</b>		
9K Throughbolt drill jig	KD303	8.20
Boring jig kit complete (Note 3)	KD304A	1199.00
Drill bit—2-1/8"	KD308	402.00
Faceplate marking chisel (160)	KD312	109.00
Faceplate marking chisel (161) 1-1/8"	KD315	109.00
8K Spanner wrench	KD316	8.20
9K Spanner wrench	KD317	8.20
Drill bit—1" x 9"	KD318	88.00
Strike plate locating pin	KD325	36.00
Return spring loading tool	KD340	74.00
<b>KNOB ADAPTATION CUT-OFF FIXTURES FOR:</b>		
Schlage D Series	KD352S	207.00
Yale #5400	KD351Y	207.00

### NOTES:

1: Specify A2, A3 or A4 keying system.

2: Specify door thickness (630 finish only).

3: KD304A includes a boring jig and a 3/8" adapter chuck. (The boring jig and 3/8" adaptor chuck are not sold separately).



## D Series Service Equipment (continued)

The security items in this series are available only to registered BEST Masterkey System owners. The restriction is for the purpose of avoiding proliferation of equipment that could be used to compromise the security of such systems.

DESCRIPTION	CATALOG NO.	PRICE
<b>140 SERIES BOTTOM PINS</b>		
A2 Bottom pins (except for 6140, 6440, & 6540 RC, and KIK cylinders)	A2A0 thru A2A9	18.00
A2 Bottom pins for 6140 & 6540 RC, and KIK cylinders	A2J0 thru A2J9	18.00
A4 Bottom pins (except for 6140, 6440, & 6540 RC, and KIK cylinders)	A4E0 thru A4E5	18.00
A4 Bottom pins for 6140 & 6540 RC, and KIK cylinders	A4K0 thru A4K5	18.00
A2 Bottom pins for 6440 removable cores	A2X0 thru A2X9	18.00
<b>140 SERIES TOP PINS</b>		
A2 Top pins for all products (except 6440 removable core)	Use BEST top pins (see page 20)	N/A
A4 Top pins for all products (except 6440 removable core)	Use BEST top pins (see page 20)	N/A
A2 Top pins for 6440 removable core	A2W2 thru A2W19	18.00
<b>PATENT TOP &amp; BOTTOM PINS</b>		
Patent top pins for all IC and RC cylinders	PT1	50.00
Patent top pins for KIK cylinders	PT2	50.00
Patent bottom pins (except for 6140, 6440, & 6540 RC, and KIK cylinders)	PB1	50.00
Patent bottom pins for 6140 & 6540 RC, and KIK cylinders	PB2	50.00
<b>TIMING PINS</b>		
Timing pin for 6340 and 6540 RC cylinders	TP6312	51.00
<b>SEGMENT SPRINGS</b>		
Springs for all products except Schlage 6440 RC	SS4220	70.00
Springs for Schlage 6440 RC	SS4010	70.00
<b>SPRING SLIDE COVERS</b>		
Spring cover for all KIK cylinders and 6440 RC	SC2000	51.00
Spring cover for 6140 & 6240 RC, mortise, and rim cylinders	SC2005	51.00
Spring cover for 6340 and 6540 RC cylinders	SC2001	51.00
Caps for 3840 IC core	Use BEST 21C caps (see page 20)	N/A
<b>CAPPING TOOLS</b>		
Staking fixture for KIK, mortise, and rim cylinders	CD4000	531.00
Staking fixture for IC, and all RC cylinders (except 6440 RC)	CD6840	531.00
Staking tool for KIK, and all RC cylinders (except 6440 RC)	CD4001	249.00
Staking fixture for 6440 RC cylinder	CD6440	266.00
Staking tool for 6440 RC cylinder	CD6401	249.00
Plug follower	LT370	43.00
140 & 150 key gage for both A2 and A4	AD4050	68.00
<b>PIN KITS</b>		
Peaks universal A2 pin kit complete (Manufactured by KABA)	CD5012	1355.00
Peaks universal A4 pin kit complete (Manufactured by KABA)	CD5004	1355.00
Peaks Schlage 6440 RC A2 pin kit complete (Manufactured by KABA)	CD5002	1355.00
<b>AD SERIES - KEY EQUIPMENT (You must purchase directly from Best)</b>		
Key combinator – Peaks® 6-pin	AD436*	6140.00
Key combinator – Peaks® 7-pin	AD437*	6140.00
Key carriage – Peaks® 6-pin	AD436K	1018.00
Key carriage – Peaks® 7-pin	AD437K	1018.00
<b>CAPPING TOOLS (You must purchase directly from Best)</b>		
140 Series IC Capper/Decapper press	CD517P	2667.00
140 IC Capping block only (order CD540 for 150 IC)	CD540P	199.00
140 & 150 Key cut indicator (Peaks equipment)	AD4050	68.00
140 & 150 IC Capping tool (for use with capping block)	CD547	25.00

All 140 Series keys and 150 Series keys using B3 through B6 keyways require a key milling machine.

\*Specify A2 or A4 keying system.



## KRD Series Key Retaining Devices

### How To Order

KRD-2	UL-KRD-2	S
Device type	Part number	Option

DESCRIPTION	CATALOG NUMBER	PRICE
<b>BEST core models</b>		
KRD-2 BEST Core Model	UL-KRD-2	446.00
KRD-2H Hybrid (Sargent/BEST Model)	UL-KRD-2H SAR/BEST	511.00
KRD-2H Hybrid (BEST/Schlage FSIC Model)	UL-KRD-2H BEST/SCH	511.00
KRD-3 BEST Core Dual Function Model	UL-KRD-3	661.00
<b>Non-BEST Full size core models</b>		
KRD-2 Corbin Russwin 6-pin IC	UL-CR6-KRD-2	511.00
KRD-2 Corbin Russwin 7-pin IC	UL-CR7-KRD-2	511.00
KRD-2 Medeco IC	UL-MED-KRD-2	511.00
KRD-2 Sargent RC	UL-SAR-KRD-2	511.00
KRD-2 Schlage FSIC	UL-SCH-KRD-2	511.00
KRD-2 Yale 6-pin IC	UL-YA6-KRD-2	511.00
KRD-2 Yale 7-pin IC	UL-YA7-KRD-2	511.00

EXTRA COST OPTIONS*	OPTION CODE	ADD-ON
Switch	S	158.00
Security seal	SS	141.00

\*Add option code to part number shown above.



## QU-I.C-SYSTEM Combining Tool Packages

### How To Order

BQDP		A2	7	Example: GM 8301836 CTL 4189250
Package description		System Type	Core size	System Code Information REQUIREMENT
Dedicated	BQDP – Basic QU-I.C-KEY Dedicated Package	A2 – A2 System	6 – 6-pin	YES
	PQDP – Professional QU-I.C-KEY Dedicated Package	A4 – A4 System	7 – 7-pin	System Grand Master and Control codes must be supplied
Universal	BQUP – Basic QU-I.C-KEY Universal Package	A2 – A2 System	6 – 6-pin	NO
	PQUP – Professional QU-I.C-KEY Universal Package	A4 – A4 System	7 – 7-pin	Code information is not necessary.

DESCRIPTION	CATALOG NO.	PRICE
<b>Dedicated Packages</b>		
These QU-I.C-KEYS are permanently factory built specifically for just one key system. Grand master & Control codes are required. These tools are intended for long-term use by Institutional Locksmiths and others who continuously work with the same key system(s).		
Basic dedicated package, includes: QKD, QLT-6 or QLT-7, QTT, QCT, QTJ, and QPT (see individual components listed below).	BQDP-A2/A4-pin/GM & CTL *	1738
Professional dedicated package, includes all components in the basic package, plus QTA, QPP and CKT-80 (see individual components listed below).	PQDP-A2/A4-pin/GM & CTL *	2174
<b>Universal Packages</b>		
Using a blank QU-I.C-KEY and code strips, you get to custom build a QU-I.C-KEY for any A2 key system that you are working with. These kits are better suited for temporary use and re-use - not for longer term of continuous key system use. A4 System kits are also available.		
Basic universal package, includes: QKD, QLT-6 or QLT-7, QTT, QCT, QTJ, and QPT (see individual components listed below).	BQUP-A2/A4-pin *	2177
Professional universal package, includes all components in the basic package, plus QPP, QTA and CKT-80 (see individual components listed below).	PQUP-A2/A4-pin *	2608
<b>Individual Components</b>		
Dedicated QU-I.C-KEY with viewing base (system information required)	QKD-A2/A4-pin/GM & CTL	560
Dedicated QU-I.C-KEY tool only (system information required)	QKDT-A2/A4-pin/GM & CTL	423
Universal QU-I.C-KEY with viewing base (specify A2 or A4 system)	QKU-A2/A4	1036
QU-I.C-LOAD tool (specify 6 or 7-pin cores)	QLT-6 * or QLT-7 *	430
QU-I.C-TEST tool	QTT *	594
QU-I.C-CHEX Tool	QCT *	99
QU-I.C-Tweez-jector	QTJ	160
QU-I.C-Preamer	QPT	135
QU-I.C-Power preamer	QPP	99
QU-I.C-TEST Adapter (must be used with QTT)	QTA	226
12 Position Core & key tray	CKT-12	194
80 Position Core & key tray	CKT-80	404

\*Not compatible with the special 140 Series.





## E Series Cylinders

### How To Order

1E	7	4		C4	RP3	626
Series	Core Housing	Function Code	Length Code	Cam or Spindle	Rings	Finish
See Below***	0 – Dummy 6 – 6-pin 7 – 7-pin housing; accepts all BEST cores	See below	Blank – Standard 22 – 1-3/8" 24 – 1-1/2" up to 6" (See length code below)	C4 – Standard cam C181 – Adams Rite MS cam S2 – Standard spindle For a complete list of cams, see the next page.	RP – Rim cylinder RP1 – Tapered cylinder RP2 – 6-pin mortise RP3 – 7-pin mortise RP4 – 3E mortise RP5 – 7-pin mortise For special rings, see the catalog.	626 690 Satin* 606 612 613 619 Bright* 605 611 625

\*Indicates extra cost; see below.

Must specify keymark and number of keys or designate L/C for less core.

\*\*\*1E Special Lengths only available on 1E4 7-Pin

Series/Description			Function or Length Code	Complete with Combined Core			Less Core
				Patented*	Premium	Standard	
1-5/32" Diameter Cylinders							
12E	Standard rim	2	132.00	133.00	122.00	58.00	
1E	Standard mortise	4	141.00	142.00	131.00	67.00	
	Tapered mortise	6	141.00	142.00	131.00	67.00	
	Dummy rim / mortise (0-pin**)	02/04	N/A	N/A	N/A	36.00	
1EA	Turn knob-rim / mortise (6-pin**)	A2/A4	N/A	N/A	N/A	49.00	
1EB	Rim / mortise with dust cover	B2/B4	175.00	176.00	165.00	101.00	
1EC	Square head mortise	C4	175.00	176.00	165.00	101.00	
1ED	Slabbed direct motion (7-pin**)	D4	175.00	176.00	165.00	101.00	
1EE	Slabbed lost motion (7-pin**) (Specify RH or LH hand.)	E4	175.00	176.00	165.00	101.00	
1EF	Standard lost motion (Note 1)	F4	175.00	176.00	165.00	101.00	
1EG	Hotel shifting cam	G4	175.00	176.00	165.00	101.00	
1EJ	High security—UL-listed (7-pin**)	J4	258.00	N/A	251.00	N/A	
1EK	High security—Non-UL (7-pin**)	K4	170.00	N/A	165.00	175.00	
1E Series Special Length Mortise Cylinders							
1-3/8"		22	164.00	165.00	154.00	90.00	
Each additional 1/8" (1-1/2" to 6") See catalog for lengths available.		24 to 96	4.30	4.30	4.30	4.30	
3E Series							
Mortise-1-1/2" diameter (7-pin**)		4	175.00	176.00	165.00	101.00	

\*Patented pricing shown is for CORMAX patented keying. Add \$20.00 for BEST Preferred patented keying.

\*\*Only Standard and CORMAX M Series keying available on 1EJ and 1EK cylinders.

LENGTH CODE	CYLINDER LENGTH
22	1 3/8"
24	1 1/2"
26	1 5/8"
28	1 3/4"
30	1 7/8"
32	2"
34	2 1/8"
36	2 1/4"
40	2 1/2"
44	2 3/4"
48	3"
56	3 1/2"
64	4"
72	4 1/2"
80	5"
88	5 1/2"
92	5 3/4"
94	5 7/8"
96	6"

*EXTRA COST OPTION	ADD-ON
Satin finish—606, 612, 613, etc.	3.80
Bright finish—605, 611, 625, etc.	5.40

PART DESCRIPTION	PART NUMBER	PART PRICE	WITH LOCK ADD-ON
Standard rings	1ER2, 3, 4, 5	4.30	0.00
Straight rings (Specify lengths.)	1ER7	16.00	6.50
Tapered rings (Specify lengths.)	1ER8	20.00	15.00
Security rings (Specify lengths.)	1ESR	65.00	0.00
Spindles	1ES2, 3	4.30	0.00
Hex nut for 1E	A00836	3.90	0.00
Standard throw pins	A40095	0.90	0.00
Throw pins—Adams Rite MS Cam	A20924	0.90	0.00

NOTE 1: Specify stop pin right or left of cam from back view.



## E Series Cylinders (continued)

Use the following table to determine the kinds of cams available for 1E, 3E and 5E cylinders.

### CAMS LISTING

Cam Type	Cams by Cylinder Type		
	1E Cyl	3E Cyl	5E Cyl
Cabinet	C224 C225 C228 C229 C235 C238 C241 C246 C248 C249 C250 C253 C500 thru C509 (C500, C501, C502, etc) A04607 A08854 A10281 A14154		C2A C245 C4A C3 C2B C4B A10281 A21198 A26344
Cloverleaf	C118 C161 C204 C222 C243 C254 C256 C258 C265 C281	C118 C161	
Roller	C142 C221 C227 C240 C251 A04533	A04533	
Straight	C101 C103 C110 C115 C121 C123 C124 C127 C128 C129 C130 C131 C134 C136 C137 C143 C148 C152 C162 C165 C169 C171 C173 C177 C178 C179 C181 C182 C185 C186 C187 C191 C193 C200 C203 C208 C209 C210 C211 C220 C223 C226 C231 C233 C234 C239 C242 C247 C252 C4	C127 C136 C208 C210 C3 C4	
Thumbturn	C140 C410 thru (C401, C402, etc)		
Two-point	C102 C114		

Consult factory for pricing on cams.



## 5E and 8E Series Utility Cylinders (Cam Locks)

### How To Order

5E	7	A	1	C	R708	4B	21	12	R	90	626
Series	Lock Body	Keyway	Combining Code	Cam Motion	Ring Length	Cam Type*	Cam Length	Mounting Position	Cam Direction	Degree of Rotation	Finish
5E – 3/4"	6 – 6-pin 7 – 7-pin	Designate specific keyway (A, E, etc.)**	1 – Uncombined 2 – Combined	A – Direct B – Limited C – Lost motion D – Throw member drive	R701 – 1/16" R702 – 1/8" R703 – 3/16" R704 – 1/4" R705 – 5/16" R706 – 3/8" R707 – 7/16" R708 – 1/2" etc.	1 – Fixed Straight 2A – Fixed offset in 2B – Fixed offset out 3 – Lost motion 4A – Lost motion offset in 4B – Lost motion offset out D – Direct throw member	10 – 5/8" 12 – 3/4" 14 – 7/8" 16 – 1" and so forth in 16ths of an inch	3 – 3 o'clock 6 – 6 o'clock 9 – 9 o'clock 12 – 12 o'clock	R – Right L – Left	90 – 90° 180 – 180° 360 – 360°	626 Only

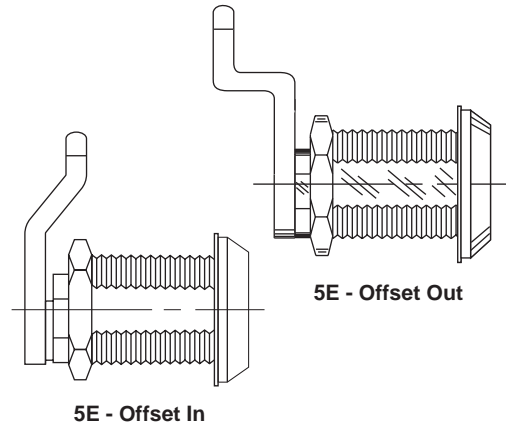
\*See the previous page for other compatible 5E cams.

If combined, you must specify keymark and number of keys.

\*\*5E cylinders available in Standard and Premium keyways only.

DESCRIPTION	COMBINATING CODE	PRICE COMPLETE
5E—Uncombined	1	64.00
5E—Combined	2	85.00

PART DESCRIPTION	PART NUMBER	PART PRICE
Cams	5EC1, etc.	5.10
Slide cap—6-pin	5ECP6	1.10
Slide cap—7-pin	5ECP7	1.10
Cam screws	5ECS	2.20
Hex nut 3/4"	5EH	4.30
Cam screw lock washer	5ELW	2.20
Rings (Specify length.)	5ER7	6.00
Springs (box of 500)	5ES1	35.00
Lock body washer	5EW	2.20



DESCRIPTION	CATALOG NUMBER	COMPLETE WITH COMBINED CORE			LESS CORE
		PATENTED*	PREMIUM	STANDARD	
8E SERIES EUROCYLINDERS					
Single cylinder—elliptical***	8EA7A5	N/A	N/A	157.00	91.00
Double cylinder—elliptical***	8EA7A6	N/A	N/A	241.00	109.00
Single cylinder—profile****	8EE7E4	N/A	N/A	241.00	175.00
Double cylinder—profile****	8EE7E5	N/A	N/A	320.00	188.00
Cylinder x turn knob—profile****	8EE7E8	N/A	N/A	241.00	175.00
Union single cylinder*****	8EH7H5	217.00	218.00	207.00	143.00
Union double cylinder*****	8EH7H6	333.00	335.00	313.00	185.00
Union cylinder x turn knob*****	8EH7H7	236.00	237.00	226.00	162.00
Union cylinder x lever turn*****	8EH7H8	295.00	296.00	285.00	221.00

\*To order 8EE7E5, you must specify the ring length and critical dimensions. Refer to the catalog section "Cylinders."

\*\*Patented pricing shown is for CORMAX patented keying system. Add \$20.00 for BEST preferred patented keying.

\*\*\*Available in 605,606,619,625,626 finishes

\*\*\*\*Available in 606,613,619,626 finishes

\*\*\*\*\*Available in 606,625,626 finishes

ATTENTION: Locksets that secure both sides of the door are controlled by building codes and the Life Safety Code. Delay in unlocking for rapid emergency exit could be hazardous or even fatal.



## Keystone® Web

DESCRIPTION	PRODUCT NUMBER	LIST PRICE
Keystone Web – New License	KSWN	4000.00
Keystone Web – Upgrade (For existing users with keystone software)	KSWUP	2000.00

DESCRIPTION	PRODUCT NUMBER	LIST PRICE
New System Import – Importing code files for a new system	IMPKSW-1	800.00
Additions Import * – Importing code files for additions to existing system (Imports of less than 10 masters)	IMPKSW-2	200.00

\*Any additions import consisting of more than 10 masters will require IMPKSW-1

The import pricing is without respect to how many individual masterkey systems or code files are imported

Every import order must be accompanied by an import order form. The import form is located on [bestaccess.com](http://bestaccess.com) under Keystone web resources or ask your BEST Access Solutions sales representatives for a copy.

Notes: Keystone Web software will support both network and standalone installations

Keystone Web comes without any information loaded. Code Import files have to be ordered to import code data

For existing customers, migration tool is included with the software to migrate data into the new application during upgrade.

There is no additional charge for migrating existing user data in older version of Keystone to Keystone Web.

All orders will require following information: End User Company/Facility Name, End User Name, End User Email.



## 45H Series Mortise Locks

Federal Spec. 86

ANSI Series 1000

### How To Order

45H	7	R	14	H	626	RH	
Series	Core Housing	Function Code	Lever Style	Trim Style	Finish	Door Hand	Options
45H – Standard mortise lock	0** – Less cylinder (non-keyed or dummy trim) 7 – 7-pin housing accepts all BEST cores	A – Office D – Storeroom L – Privacy N – Passage R – Classroom T – Dormitory etc. See below	3 – Solid tube/return 12* – Solid tube/no return 14 – Curved/return 15 – Contour/angle return 16 – Curved/no return 17R* – Gull wing RH 17L* – Gull wing LH Knobs: 4 – Round Decorative* 50-91 OEM - Service (less lever)**	H – 2-3/4" dia. R – 2-3/4" dia. S – 3-1/2" dia J* – wrought M* – forged N* – forged (concealed cylinder; N trim invalid on non-keyed and double keyed functions)	618 626 630*z 690 622 626AM* 630AM* Satin* 606 612 613 619 Bright* 605 611 625 629*	RH RHR LH LHR	7/8"* – 7/8" lip-to-center strike LL* – Lead lined SH* – Security head screws Thick Door* – Specify thickness if other than 1-3/4" TAC/B* – Tactile both levers/knobs TAC/O* – Tactile outside lever/knob TAC/I* – Tactile inside lever/knob VIN* – Visual Keyed Indicator Option VIT* - Visual Thumb-Turn Indicator Option VIB* -Double Visual Indicator Option VT* - Vandal Trim WS – Windstorm Label (NOA Miami-Dade County)

\*Indicates extra cost option

\*\*Indicates cost deduction. Must specify keymark and number of keys or designate L/C for less core.

Note: VIN option only compatible with H, R and J trim styles

VIT options only compatible with H, R, S, J & M trim styles

VIB option only compatible with H, R & J trim styles

OEM option is only compatible with H, R and S Trim Styles.

Decorative levers are considered special order items that may have extended lead times. Consult factory for lead times.

Available decorative levers: 50-53, 55, 60, 62-63, 65, 69, 75, 79-81, and 89

FUNCTION DESCRIPTION	FUNCTION CODE	COMPLETE WITH COMBINATED CORE			LESS CORE
		PATENTED*	PREMIUM	STANDARD	
Single Keyed:					
Latch	A, AT, D, R	886.00	887.00	876.00	812.00
Deadbolt	AB, B, BA, BW, T, TA, TD	911.00	912.00	901.00	837.00
Holdback	RHB	901.00	902.00	891.00	827.00
Hotel	H, HJ	N/A	N/A	1003.00	939.00
Deadlock	AD, YD	400.00	401.00	390.00	326.00
Deadlock-Classroom	RD	450.00	451.00	440.00	376.00
Double Keyed:					
Latch	C, INL, W	1032.00	1034.00	1012.00	884.00
Deadbolt	G, IND, S, INA	1060.00	1062.00	1040.00	912.00
Holdback	CHB	1060.00	1062.00	1040.00	912.00
Deadlock	WD	546.00	548.00	526.00	398.00
Keyless:					
Passage	N	N/A	N/A	N/A	641.00
Privacy (Latch)	LT	N/A	N/A	N/A	738.00
Privacy (Deadbolt)	L, LB	N/A	N/A	N/A	759.00
Exit	NX	N/A	N/A	N/A	738.00
Single Dummy	1DT	N/A	N/A	N/A	278.00
Double Dummy	2DT	N/A	N/A	N/A	494.00
Universal Functions					
Latch	UNR	885.00	886.00	875.00	811.00
Deadbolt	UNT, UNAB	901.00	902.00	891.00	827.00

\*Patented pricing show is for CORMAX patented keying. Add \$20.00 for BEST Preferred patented keying.

Note: 47H Series must be keyed at the factory unless the K option is ordered.



## 45H Series Mortise Locks (continued)

EXTRA COST OPTIONS*	OPTION CODE	PER LOCK
Satin finishes (per lock)	606, 612, 613, 619 etc.	31.00
Bright finishes (per lock)	605, 611, 625, etc.	59.00
UltraShield antimicrobial finish	626AM, 630AM	61.00
Wrought trim	J	12.00
Thick door	Specify thickness	85.00
Tactile both levers/knobs^	TAC/B	120.00
Tactile outside lever/knob^	TAC/O	61.00
Tactile inside lever/knob^	TAC/I	61.00
Lead lined	LL	233.00
Forged trim	M, N	94.00
Security head screws	SH	22.00
7/8" Lip-to-center strike	7/8 LTC	22.00
Vandal trim - 630 finish^	VT	149.00
Vandal trim - other finishes^	VT	114.00
Visual Indicator^	VIN	44.00
Visual Indicator Thumb-Turn	VIT	69.00
Double Visual Indicator	VIB	113.00
12, 17 Lever Design	12, 17	66.00
Decorative Lever Design	50-53, 55, 60, etc.	211.00
COST DEDUCTIONS**	OPTION CODE	DEDUCT
Less cylinder option (Deduct from complete price)	0	61.00
OEM - Service (Less lever/trim)^	OEM	28.00

\*Indicates extra cost option.

\*\*Indicates cost deduction. Must specify keymark and number of keys or designate L/C for less core.

^Note:

TAC/B, TAC/O, TAC/I options not available on #17 levers.

Vandal trim option available only with #14 and #15 levers. Only #14 lever complies with California State Fire Marshal Code.

VIN option only compatible with H, R and J Trim Styles.

OEM Service: The Stanley BHMA listed lock with trim from another manufacturer in this price book is not being offered as a BHMA listed product. Stanley cannot ensure the compatibility of our lock with any third party product and such products have not been tested as a combined unit. Please see Stanley warranty for further details.



## 47H Series High Security Mortise Lock

Federal Spec. 86

ANSI Series 1000

### How To Order

47H	7	R	14	M	626	RH	
Series	Core Housing	Function Code	Lever Style	Trim Style	Finish	Door Hand	Options
47H – Lever/ Knob - High Security mortise lock	7 – 7-pin housing accepts 5C core only	A – Office D – Storeroom R – Classroom T – Dormitory etc.	Levers: 3 – Solid tube/return 12* – Solid tube/no return 14 – Curved/return 15 – Contour/angle return 16 – Curved/no return 17* – Gull wing Knobs: 4 – Round Decorative* 50–91	H*** – 2-3/4" dia R*** – 2-3/4" dia S*** – 3-1/2" dia M – Forged	626 630 626AM* 630AM*	RH RHR LH LHR	7/8" * – 7/8" Lip-to-center strike K – Non UL cylinder LL * – Lead lined TAC/B* – Tactile both levers/knobs TAC/O* – Tactile outside lever/knob TAC/I* – Tactile inside lever/knob Thick Door* – specify thickness if other than 1 3/4" VT* – Vandal Trim WS – Windstorm Label (NOA Miami-Dade County)

EXTRA COST OPTIONS\* See 45H section.

\*\* Indicates cost deduction; see 45H section. Must specify keymark and number of keys.

\*\*\*To maintain the UL437 standard for high security locks, order only M trim. Using H, R or S trim does not meet the UL437 standard.

FUNCTION DESCRIPTION	FUNCTION CODE	PATENTED*	STANDARD
<b>Single Keyed:</b>			
Latch	A, AT, D, R	1083.00	1077.00
Deadbolt	AB, B, BA, BW, T, TA, TD	1114.00	1108.00
Deadlock	AD, YD	675.00	669.00
Deadlock-Classroom	RD	728.00	722.00
<b>Double Keyed:</b>			
Latch	C, INL, W	1324.00	1312.00
Deadbolt	G, IND, S, INA	1362.00	1350.00
Deadlock	WD	928.00	916.00

\*Pricing reflects the 5C high security core for standard, and the 5CM high security CORMAX core for patented.





## 48H and 49H Series Mortise Deadlocks

### How To Order

48H	7	K	626	
Series	Core Housing	Function Code	Finish	Options
48H – Standard 49H** – High security	0 – Less cylinder (48H only) 7 – 7-pin housing 48H accepts all BEST cores  49H accepts 5C core only	See below	622 626 690 626AM* Satin* 606 612 613 619 Bright* 605 611 618 625 49H 626 630	K – 1E7K4 high security cylinder (non UL) for 49H only LL* – Lead lined SH* – Security head screws Thick Door* – Specify thickness if other than 1-3/4" WS – Windstorm Label (NOA Miami-Dade County)

\*Indicates extra cost option; see below.

\*\*49H is keyed at the factory unless the K option is ordered.

Note: Must specify keymark and number of keys or designate L/C for less core.

Security Head screws provided standard on 49H.

FUNCTION DESCRIPTION	FUNCTION CODE	COMPLETE WITH COMBINATED CORE			LESS CORE
		PATENTED*	PREMIUM	STANDARD	
<b>48H SERIES</b>					
Single cylinder	K, L	397.00	398.00	387.00	323.00
Single cylinder - Classroom	R**	445.00	446.00	435.00	371.00
Double cylinder	M	537.00	539.00	517.00	389.00
<b>49H SERIES</b>					
Single cylinder	K, L	753.00	N/A	747.00	N/A
Single cylinder-Classroom	R**	806.00	N/A	800.00	N/A
Double cylinder	M	903.00	N/A	897.00	N/A

\*For 48H, patented pricing shown is for CORMAX M series patented keying system only. Add \$20.00 for BEST Preferred Keying.

For 49H, pricing reflects the 5C high security core for standard and the 5CM high security CORMAX core for patented.

\*\*Handing (LH or RH) must be specified when ordering a "R" function. Indicate "LH" for LH/LHR door handing and "RH" for RH/RHR door handing.

EXTRA COST OPTIONS*	OPTION CODE	ADD-ON
Satin finishes	606, 612, 613, etc.	31.00
Bright finishes	605, 611, 625, etc.	59.00
UltraShield antimicrobial finish	626AM, 630AM	61.00
Security head screws (48H)	SH	22.00
Thick door (48H only)	Specify thickness	85.00
Lead lined	LL	233.00



## 40H Series Mortise Components

Federal Spec. 86

ANSI Series 1000

### How To Order Case Only

45HCA	R	626	
Series	Function Code	Finish	Options
45HCA - Mortise lock case only	A - Office D - Storeroom R - Classroom T - Dormitory etc.	626 630 622 690 626AM* 630AM*  Satin* 606 612 613 619 618  Bright* 605 611 625 629	SH* - Security head screws 7/8" * - 7/8" Lip-to-center strike (Handling): RH LH RHR LHR

\*Indicates extra cost option.

### How To Order Trim Kits

40HTK	OS2	14	H	626	
Series	Function Code	Knob/Lever Style	Trim Style	Finish	Options
40HTK - Trim Kit	IS1 - inside lever only IS2 - inside lever x turn IS3 - inside lever x cyl IS4 - inside cyl only IS5 - inside turn only*** IS6 - inside lever x cylinder x visual indicator OS1 - outside lever only OS2 - outside lever x cyl OS3 - outside lever/ emergency plate OS4 - outside cyl only OS5 - outside lever x visual indicator OS6 - outside lever x cylinder x visual indicator	Levers: 3-solid tube/return 12* - Solid tube/no return 14-curved return 15-contour/angle return 16-curve/no return 17-RH* 17-LH* 50-91 - Decorative* Knobs: 4-round	H-2-3/8" dia. R-2-3/4" dia. S-3-1/2" dia. J*-wrought M*-forged N*-forged (concealed cylinder)	605* 606* 611* 612* 613* 618* 619* 622 625* 626 629 630 690 626AM* 630AM*	Thick Door* (specify thickness if other than 1 3/4") SH* - Security head screws TAC/O* - Tactile outside lever/knob TAC/I* - Tactile inside lever/knob

\*\*\*Does not include lever - Unavailable with J trim.

45HCA CASE ONLY:		
FUNCTION DESCRIPTION	FUNCTION CODE	PRICE
<b>Single Keyed:</b>		
Latch	A, AT, D, R	345.00
Deadbolt	AB, B, BA, BW, T, TA, TD	375.00
Holdback	RHB	353.00
Hotel	H, HJ	375.00
Deadlock	AD, YD	238.00
Deadlock-Classroom	RD	218.00
<b>Double Keyed:</b>		
Latch	C, INL, W	345.00
Deadbolt	G, IND, S, INA	375.00
Holdback	CHB	353.00
Deadlock	WD	238.00
<b>Keyless:</b>		
Passage	N	269.00
Privacy (Latch)	LT	345.00
Privacy (Deadbolt)	L, LB	375.00
Exit	NX	345.00
<b>Universal Functions</b>		
Latch	UNR	345.00
Deadbolt	UNT, UNAB	375.00

Price includes lock case, faceplate and strike package. Refer to 45H for complete mortise cylinder pricing.

### Vandal Trim Retrofit Kit

SERIES	LEVER STYLE	FINISH	OPTIONS
45HVTK - Vandal Trim Kit	14* - curved return 15 - contour / angle return	605, 606, 611, 612, 613, 618, 619, 622, 625, 626, 629, 630, 690	Thick door (specify thickness if other than 1 3/4")

TRIM ONLY:	
KIT NUMBER	PRICE
IS1 - Inside lever only	190.00
IS2 - Inside lever x turn	251.00
IS3 - Inside lever x cylinder	272.00
IS4 - Inside cylinder only	76.00
IS5 - Inside turn only	66.00
IS6 - Inside lever x cylinder x visual indicator	316.00
OS1 - Outside lever only	211.00
OS2 - Outside lever x cylinder	282.00
OS3 - Outside lever x emergency plate	221.00
OS4-Outside cylinder only	76.00
OS5-Outside lever x Visual Indicator	255.00
OS6-Outside lever x cylinder x visual indicator	326.00

EXTRA COST OPTIONS*	OPTION CODE	ADD-ON
Satin finishes	606, 612, 613, etc.	31.00
Bright finishes	605, 611, 625, etc.	59.00
UltraShield antimicrobial finish	626AM, 630AM	61.00
J Trim	J	12.00
Forged trim	M, N	94.00
Thick Door	Specify Thickness	85.00
Security head screws	SH	22.00
7/8" Lip-to-center strike	7/8" LTC	22.00
Tactile outside lever/knob**	TAC/O	61.00
Tactile inside lever/knob**	TAC/I	61.00
12, 17 Lever Design	12, 17	33.00
Decorative Lever Design	50 to 91	105.50

VANDAL TRIM KIT FINISH	PRICE
630	156.00
All others	119.00

\*\* Not available on #17 levers.



## 40H Strike Packages

Federal Spec. 86

ANSI Series 1000

### How To Order

40HST	1	626	
Series	Kit number	Finishes	Options
40HST – Strike package	1 – Standard 4 – Strike Box Only 5 – Latchbolt only 6 – Latchbolt/deadbolt	605 606 611 612 613 618 619 622 625 626 629 630 690	Thick Door* – (specify thickness if other than 1-3/4") 7/8" * – 7/8" lip-to-center strike SH* – Security head screws RH - Handing (required for 5,6 kit) LH - Handing (required for 5,6 kit)

\*Indicates extra cost option.

PART DESCRIPTION	PART NUMBER	PARTS PRICE
<b>STRIKE PACKAGES</b>		
Standard strike package	40HST-1-626	36.00
Latchbolt-only strike package	40HST-6-626-RH	40.00
Latchbolt/deadbolt strike package	40HST-6-626-LH	40.00
<b>STRIKE PACKAGES</b>		
Plastic strike box	40HST-4	2.30
Wrought steel strike box	3126903	6.40

EXTRA COST OPTIONS*	OPTION CODE	ADD-ON
Thick door	Specify thickness	22.00
7/8" Lip-to-center strike	7/8" LTC	22.00
Security head screws	SH	22.00

## 40H Lever Sets

### How To Order

40HLS	14	626	
Series	Knob/lever style	Finishes	Options
40HLS – Lever set	Levers: 3 – Solid tube/return 12* – Solid tube/no return 14 – Curved/return 15 – Contour/angle return 16 – Curved/no return 17* RH – Gull wing right hand 17* LH – Gull wing left hand 50-91 – Decorative* Knobs: 4 – Round	605 606 611 612 613 618 619 622 625 626 629 630 690 626AM* 630AM*	Thick door* – (specify thickness if other than 1-3/4") SH* – Security head screws

\*Indicates extra cost option.

\*\*Decorative lever design sets are not available.

PART DESCRIPTION	PART NUMBER	PARTS PRICE
<b>LEVER SETS</b>		
40H Lever Set #3 design	40HLS -3	296.00
40H Lever Set #12 design	40HLS -12	367.00
40H Lever Set #14 design	40HLS-14	296.00
40H Lever Set #15 design	40HLS-15	296.00
40H Lever Set #16 design	40HLS-16	296.00
40H Lever Set #17 RH design	40HLS -17 RH	367.00
40H Lever Set #17 LH design	40HLS -17 LH	367.00
40H Decorative Lever Sets #50-91 designs	40HLS -XX*	515.00
40H Knob Set #4 design	40HLS-4	296.00

\*Choose one decorative lever set design from #50-91

EXTRA COST OPTIONS*	OPTION CODE	ADD-ON
Thick Door	Specify Thickness	22.00
Security head screws	SH	22.00
UltraShield antimicrobial finish	626AM, 630AM	61.00



## 40H Replacement Spindles

Federal Spec. 86

ANSI Series 1000

### How To Order

40HRS	2	
Series	Kit number	Options
40HRS – Replacement spindle kits	2 – 40H Standard spindle 4 – 40H Hook spindle	Thick door* – Specify thickness if other than 1 3/4"

\*Indicates extra cost option.

PART DESCRIPTION	PART NUMBER	PARTS PRICE
<b>REPLACEMENT SPINDLES</b>		
40H Swivel spindle assembly	40HRS-2	36.00
40H Hook spindle assembly	40HRS-4	66.00

EXTRA COST OPTIONS*	OPTION CODE	ADD-ON
Thick door	Specify Thickness	22.00

## 40H Screw Kits

### How To Order

40HSK	1	626	
Series	Kit number	Finishes	Options
40HSK – Screw kits	1 – H, R, S, J trim screw kit 2 – M, N trim screw kit 3 – Special purpose fasteners screw kit 4 – Surface-mounted trim screw kit 5 – Visual indicator screw kit	606 612 613 622 626	Thick door* – Specify thickness if other than 1 3/4" SH* – Security head screws

\*Indicates extra cost option.

PART DESCRIPTION	PART NUMBER	PARTS PRICE
<b>SCREW KITS</b>		
H, R, S, J trim screw kit	40HSK-1	23.00
M, N trim screw kit	40HSK-2	23.00
Special purpose fasteners screw kit	40HSK-3	23.00
Surface-mounted trim screw kit	40HSK-4	23.00
Visual indicator screw kit	40HSK-5	23.00

EXTRA COST OPTIONS*	OPTION CODE	ADD-ON
Thick door	Specify Thickness	22.00
Security head screws	SH	22.00

## 40H Faceplate Kits

Federal Spec. 86

ANSI Series 1000

### How To Order

40HFP	3	626	
Series	Kit number	Finishes	Options
40HFP – Faceplate kit	0 – for function: AB 1 – for functions: BW, TD, H, HJ 2 – for function: A 3 – for functions: AT, D, C, INL, NX, R, W 4 – for functions: N, LT 5 – for functions: AD, RD, YD, WD 6 – Blank with logo 7 – for functions: BA, S, TA 8 – for functions: B, G, IND, L, LB, T 9 – for functions: CHB, RHB 10 – Blank without logo	605 606 611 612 613 618 619 622 625 626 629 630 690	SH* – Security head screws

\*Indicates extra cost option.

PART DESCRIPTION	PARTS PRICE
<b>FACEPLATE KITS:</b>	
All face plate kits	36.00

EXTRA COST OPTIONS*	OPTION CODE	ADD-ON
Security head screws	SH	22.00

## 40H Visual Indicator Thumb-Turn Kit

### How To Order

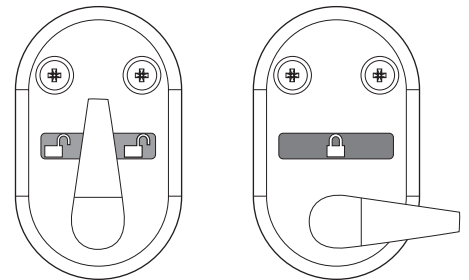
40HVIT	J	626	1-3/4"
Series	Trim Style	Finishes	Door Thickness
40HVIT	H - 2 3/4" Dia. R - 2 3/4" Dia. S - 3 1/2" Dia. M - Forged J - Wrought	605 606 611 612 613 618 619 622 625 626 629 630 690 626AM * 630AM*	1-3/4" Thick door* - Specify thickness if other than 1-3/4"

\*Indicates extra cost option.

Note: Thick Door option available for doors up to 5" thick

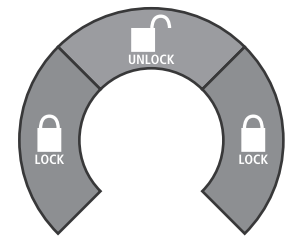
PART DESCRIPTION	PART NUMBER	PARTS PRICE
<b>VISUAL INDICATOR THUMB-TURN</b>		
Sectional Visual Thumb-Turn Indicator (H, R & S Trims)	40HVIT	112.00
Escutcheon Visual Thumb-Turn Indicator (J & M Trims)	40HVIT	203.00

EXTRA COST OPTIONS*	OPTION CODE	ADD-ON
Thick door	Specify Thickness	22.00
Ultrashield Antimicrobial Finish	626AM, 630AM	61.00



## 40H Indicator Laminate Kit

PART DESCRIPTION	PART NUMBER	PARTS PRICE
<b>VISUAL INDICATOR LAMINATE</b>		
Visual Indicator Laminate (for Thumb-Turn)	86329	19.00





## J Series Semi-Trailer Kingpin Locks

### How To Order

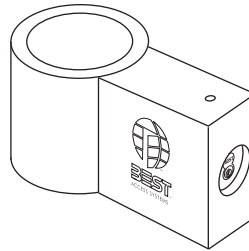
2J	7	L	1	-	
Series	Core Housing	Latch Type	Head Type	Armored Front	Options
2J – Standard body	7 – 7-pin housing; accepts all BEST cores	L - Latch (Spring Return) D - Deadlocking Bolt	1 - Single Head Unit 2 - Double Head Unit	1 - Armored Front " - " - No Armored Front	TA* - Extended face without armored front

FUNCTION DESCRIPTION	FUNCTION CODE	COMPLETE WITH COMBINATED CORE			LESS CORE
		PATENTED*	PREMIUM**	STANDARD	
Single latch	L1	785.00	786.00	775.00	711.00
Double latch	L2	1152.00	1154.00	1132.00	1004.00
Single deadbolt	D1	757.00	758.00	747.00	683.00
Double deadbolt	D2	1114.00	1116.00	1094.00	966.00

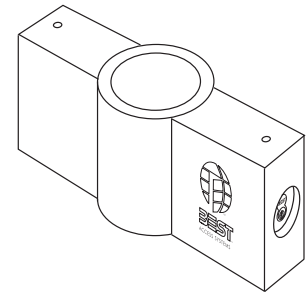
\*If TA option is not included, only CORMAX M Series patented keying system can be used and pricing shown applies. If TA option is included, BEST Preferred keying system can be used and \$20.00 must be added to pricing shown. \*\*Applicable only if TA option is included.

PART DESCRIPTION	CATALOG NUMBER	PRICE
<b>Accessories:</b>		
Warning flag assembly	2JOF1	73.00
<b>Storage Racks:</b>		
Three post mount	2JOR3	466.00
Three post—cad. plated	2JOR3C	584.00
Five post mount	2JOR5	782.00
Five post—cad. plated	2JOR5C	873.00

NOTE: Patented or Premium core is available in J Series with the TA option only.



2J7L1



2J7L2



## 6K Series Grade 2 Cylindrical Locks - Knobs

Federal Spec. 160

ANSI Series 4000

### How To Order

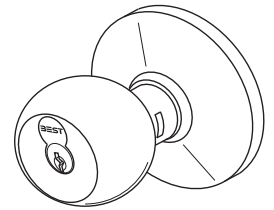
6K	3	7	AB	4	C	STK	626	
Series	Backset	Core Housing	Function Code	Knob Style	Trim Style	Strike Package	Finish	Options
6K	2 – 2-3/8" 3 – 2-3/4" 4* – 3-3/4" 5* – 5"	0 – Keyless 7 – 7-pin housing; accepts all BEST cores	See below	4 – Round 6 – Tulip	C – 2-9/16" D* – 3-3/8" Rose	STK – Standard S3 – ANSI LS – Less strike	626  Satin* 606 612 613  Bright* 605 611 625	KNL* – Knurled knobs (keyed knob only) L8 – Drive-in latch NF – Narrow face latch (std with 62K) WF – Wide face latch (std with 63K)

FUNCTION DESCRIPTION	FUNCTION CODE	COMPLETE WITH COMBINATED CORE			LESS CORE
		PATENTED*	PREMIUM	STANDARD	
Single Keyed:					
Office	AB	296.00	297.00	286.00	222.00
Storeroom	D	296.00	297.00	286.00	222.00
Service station	E	296.00	297.00	286.00	222.00
Classroom	R	296.00	297.00	286.00	222.00
Keyless:					
Passage	N	N/A	N/A	N/A	134.00
Exit	Y	N/A	N/A	N/A	134.00
Privacy	L	N/A	N/A	N/A	180.00
Hospital privacy	LL	N/A	N/A	N/A	180.00
Patio	P	N/A	N/A	N/A	180.00
Single dummy trim	1DT	N/A	N/A	N/A	73.00
Double dummy trim	2DT	N/A	N/A	N/A	142.00

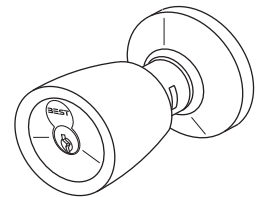
\*Patented pricing shown is for CORMAX patented keying system. Add \$20.00 for BEST Preferred patented keying.

EXTRA COST OPTIONS*	OPTION CODE	ADD-ON
Satin finishes (per lock)	606, 612, 613, etc.	19.00
Bright finishes (per lock)	605, 611, 625, etc.	43.00
Special backset	64K / 65K	10.00
Knurled keyed knob	KNL	24.00
3-3/8" Rose	D	19.00

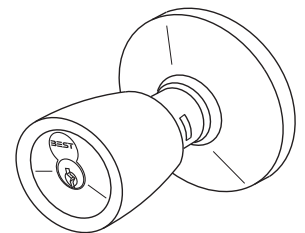
PART DESCRIPTION	PART NUMBER	PART PRICE
2-3/8" deadlocking latch	6KL2	40.00
2-3/4" deadlocking latch	6KL3	40.00
3-3/4" deadlocking latch	6KL4	47.00
5" deadlocking latch	6KL5	47.00
2-3/8" drive-in latch	6KL2-8	40.00
2-3/4" drive-in latch	6KL3-8	40.00
Standard strike package	7KCS2	7.10
ANSI strike package	7KCS3	21.00
Standard throw member	3125559	14.00
Standard strike box	B25640	4.30



4D\*



6C



6D\*





## 7KC Series Grade 2 Cylindrical Locks - Levers

Federal Spec. 160

ANSI Series 4000

### How To Order

7KC	3	7	AB	15	D	STK	626	
Series	Backset	Core Housing	Function Code	Lever Style	Trim Style	Strike Package	Finish	Options
7KC	2 – 2-3/8" 3 – 2-3/4" 4* – 3-3/4" 5* – 5"	0 – Keyless 6 – 6-pin non-IC cylinder 7 – 7-pin housing; accepts all BEST cores	See below	14 – Curved return 15 – Contour angle return 16 – Curved no return	D – 3-1/2"	STK – Standard S3 – ANSI	626  Satin* 606 612 613  Bright* 605 625	L8 – Drive-in latch (only available on 2-3/8" and 2-3/4" backset). 0B** – Zero bitted KA** – Keyed alike KD** – Keyed different OEM*** – Orig equipment mfg ATB – Alternate through-bolt NF – Narrow face latch

\*Indicates extra cost option

\*\*Six-pin cylinder in Schlage "C" keyway included with 0B, KA, & KD options. Must specify 6 for core housing.

\*\*\*Cylinders not included with OEM option. Must specify "0" for core housing.

FUNCTION DESCRIPTION	FUNCTION CODE	COMPLETE WITH COMBINATED CORE			LESS CORE	NON-IC CYLINDER 0B, KA, KD
		PATENTED *	PREMIUM	STANDARD		
<b>Single Keyed:</b>						
Entrance	AB	355.00	356.00	345.00	281.00	326.00
Storeroom	D	355.00	356.00	345.00	281.00	326.00
Classroom	R	355.00	356.00	345.00	281.00	326.00
<b>Keyless:</b>						
Passage	N	N/A	N/A	N/A	205.00	N/A
Exit	Y	N/A	N/A	N/A	199.00	N/A
Privacy	L	N/A	N/A	N/A	226.00	N/A
Single dummy trim	1DT	N/A	N/A	N/A	92.00	N/A

\*Patented pricing shown is for CORMAX patented keying system. Add \$20.00 for BEST Preferred patented keying.

EXTRA COST OPTIONS*	OPTION CODE	ADD-ON
Satin finishes (per lock)	612, 613, etc.	19.00
Bright finishes (per lock)	605, 625, etc.	43.00
Special backset	74KC / 75KC	10.00

PART DESCRIPTION	PART NUMBER	PART PRICE
2-3/8" deadlocking latch	7KCL2	40.00
2-3/4" deadlocking latch	7KCL3	40.00
3-3/4" deadlocking latch	6KL4	47.00
5" deadlocking latch	6KL5	47.00
Standard strike package	7KCS2	7.10
ANSI strike package	7KCS3	21.00
Standard strike box	B25640	4.30



## 8K Series Grade 1 Cylindrical Locks - Knobs

Federal Spec. 160

ANSI Series 4000

### How To Order

8K	3	7	AB	4	D	STK	626	
Series	Backset	Core Housing	Function Code	Knob Style	Rose Style	Strike Package	Finish	Options
8K	3 – 2-3/4" 4* – 3-3/4" 5* – 5"	0 – Keyless 7 – 7-pin housing; accepts all BEST cores	See below	4 – Round 6 – Tulip	A – 3-3/8" concave C – 2-9/16" concave D – 3-3/8" convex E – 3-3/8" concave - thick door	STK – Standard S3 – ANSI S3 7/8" – 7/8" lip-to-center strike LS – Less strike S5 S6	626 690 626AM*  Satin* 606 612 613 619  Bright* 605 611 625	3/4* – 3/4" throw BRK – Break-away (keyed only) FRL* – Full radius latch LL* – Lead lined (not available in double keyed functions) SH* – Security head screws SPN – Spin free (D & W only) TAC/B* – Tactile both knobs TAC/O* – Tactile outside knob TAC/I* – Tactile inside knob

\*Indicates extra cost option; see below. Must specify keymark and number of keys.

FUNCTION DESCRIPTION	FUNCTION CODE	COMPLETE WITH COMBINATED CORE			LESS CORE
		PATENTED*	PREMIUM	STANDARD	
Single Keyed:					
Entrance	AB	695.00	696.00	685.00	621.00
Storeroom	D	695.00	696.00	685.00	621.00
Service station	E	695.00	696.00	685.00	621.00
Classroom	R	695.00	696.00	685.00	621.00
Dormitory	T	695.00	696.00	685.00	621.00
Special	Note**	695.00	696.00	685.00	621.00
Hotel (SPN-standard)	H, HJ	754.00	755.00	744.00	680.00
Double Keyed:					
Corridor	C	727.00	729.00	707.00	579.00
Storeroom	G	727.00	729.00	707.00	579.00
Communicating	S	727.00	729.00	707.00	579.00
Institutional	W	727.00	729.00	707.00	579.00
Special	DR, RD	727.00	729.00	707.00	579.00
Keyless:					
Passage	N, NX	N/A	N/A	N/A	469.00
Exit	Y	N/A	N/A	N/A	469.00
Privacy	L	N/A	N/A	N/A	540.00
Patio	P	N/A	N/A	N/A	540.00
Special	LL, M, Q, Z	N/A	N/A	N/A	540.00
Single dummy trim	1DT	N/A	N/A	N/A	201.00
Double dummy trim	2DT	N/A	N/A	N/A	402.00

\*Patented pricing shown is for CORMAX patented keying system. Add \$20.00 for BEST Preferred patented keying.

\*\*Single-keyed special functions include: A, B, DZ, EA, RH, RZ, XD, XR, YD, YR, YRH, YRM and YZ

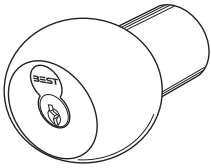
ATTENTION: Locksets that secure both sides of the door (e.g., G, DR, M, RD, S, W, XD, YD & YR functions) are controlled by building codes and the Life Safety Code. Delay in unlocking for rapid emergency exit could be hazardous or even fatal.

## 8K Series Grade 1 Cylindrical Locks (continued)

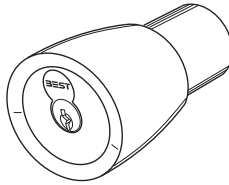
EXTRA COST OPTIONS*	OPTION CODE	ADD-ON
Satin finishes (per lock)	606, 612, 613, etc.	19.00
Bright finishes (per lock)	605, 611, 625, etc.	43.00
UltraShield antimicrobial finish	626AM	60.00
3/4" throw latch	3/4	31.00
Special backsets	84K / 85K	21.00
Lead lined	LL	228.00
Security head screws	SH	22.00
Tactile knob both sides	TAC/B	84.00
Tactile knob outside	TAC/O	43.00
Tactile knob inside	TAC/I	43.00
7/8" Lip-to-center strike	S3 7/8	22.00
Full radius latch	FRL	21.00

PARTS DESCRIPTION	PART NUMBER	PART PRICE
2-3/4" deadlocking latch	8KL3	72.00
3-3/4" deadlocking latch	8KL4	91.00
5" deadlocking latch	8KL5	91.00
Standard strike package	8KS2	7.10
ANSI strike package	8KS3	21.00
Throw member 7-pin	B54200	1.60
Breakaway knob driver	B54856	7.80

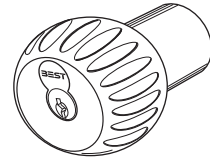
NOTE 1: Other special single keyed functions include: A,B, EA, DZ, RZ, XD, XR, YD & YR. ATTENTION: Locksets that secure both sides of the door (e.g. G, DR, M, RD, S, W, XD, YD & YR functions) are controlled by building codes and the Life Safety Code. Delay in unlocking for rapid emergency exit could be hazardous or even fatal.



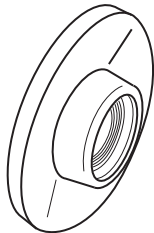
4 – Round



6 – Tulip



4 – TAC option  
(Blind, safety, & handicapped application)



A and C Rose  
(Concave)



D rose  
(Convex)



## 9K Series Grade 1 Cylindrical Locks - Levers

Federal Spec. 160

ANSI Series 4000

### How To Order

9K	3	7	AB	14	C	STK	626	
Series	Backset	Core Housing	Function Code	Lever Style	Rose Style	Strike Package	Finish	Options
9K	3 – 2-3/4" 4* – 3-3/4" 5* – 5"	0 – Keyless functions / or / Non-IC competitive cylinder (less core)† 6 – 6-pin non-IC cylinder 7 – 7-pin housing; accepts all BEST cores	See below (Contact sales support for special functions and pricing.)	14 – Curved with return 15 – Contour angle with return 16 – Curved without return	C – 3" convex D – 3-1/2" convex K – 3" convex no ring L – 3-1/2" convex no ring	STK – Standard S3 – ANSI S3 7/8** STK 7/8*** LS – Less strike S3B* – ANSI (Strike w/ Plastic Box) S3B 7/8* – ANSI (Strike w/ Plastic Box)	626 690 622 626AM*  Satin* 606 612 613 619  Bright* 605 611 625 618	3/4* – 3/4" throw latch AL/B* – Abrasive lever both sides AL/O* – Abrasive lever outside AL/I* – Abrasive lever inside TL/B* – Tactile lever both sides TL/O* – Tactile lever outside TL/I* – Tactile lever inside ATB – Alternate through-bolt mounting FRL* – Full radius latch LL* – Lead lined (N/A for double keyed functions) LM – Lost motion SH* – Security head screws Thin Door* – 1-3/8" OB* – non-IC zero bitted KA* – non-IC keyed alike KD* – non-IC keyed different COR* – non-IC Corbin-Russwin MED* – non-IC Medeco SAR* – non-IC Sargent SCH* – non-IC Schlage YAL* – non-IC Yale SCHRC – Schlage removable core WS – Windstorm Label (NOA Miami-Dade County)
*Indicates extra cost. Must specify keymark and number of keys. **S3 7/8 is the ANSI flat lip strike ***STK 7/8 is the standard flat lip strike				Choose only one option: OB, KA, KD-use with core housing option 6 COR, MED, SAR, SCH, YAL, SCHRC-use with core housing option 0				

FUNCTION DESCRIPTION	FUNCTION CODE	COMPLETE WITH COMBINATED CORE			LESS CORE	NON-IC CYLINDER 0B, KA, KD
		PATENTED*	PREMIUM	STANDARD		
Single Keyed:						
Entrance	AB	641.00	642.00	631.00	567.00	612.00
Storeroom	D	641.00	642.00	631.00	567.00	612.00
Service station	E	641.00	642.00	631.00	567.00	612.00
Classroom	R	641.00	642.00	631.00	567.00	612.00
Dormitory	T	641.00	642.00	631.00	567.00	612.00
Special**	Note	641.00	642.00	631.00	567.00	612.00
UA	UA	641.00	642.00	631.00	567.00	612.00
Hotel (SPN-standard)	H, HJ	697.00	698.00	687.00	623.00	668.00
Double Keyed:						
Corridor	C	770.00	772.00	750.00	622.00	712.00
Storeroom	G	770.00	772.00	750.00	622.00	712.00
Intruder***	IN	795.00	797.00	775.00	647.00	737.00
Communicating	S	795.00	797.00	775.00	647.00	737.00
Institutional	W	795.00	797.00	775.00	647.00	737.00
Special	DR, RD	795.00	797.00	775.00	647.00	737.00
Keyless:						
Passage	N, NX	N/A	N/A	N/A	396.00	N/A
Exit	Y	N/A	N/A	N/A	396.00	N/A
Privacy	L	N/A	N/A	N/A	456.00	N/A
Patio	P	N/A	N/A	N/A	456.00	N/A
Special	LL, M, Q, Z	N/A	N/A	N/A	456.00	N/A
Single dummy trim	1DT	N/A	N/A	N/A	167.00	N/A
Double dummy trim	2DT	N/A	N/A	N/A	329.00	N/A

\*Patented pricing shown is for CORMAX patented keying system.  
Add \$20.00 for BEST Preferred patented keying.

\*\*Single-keyed special functions include: A, B, DZ, EA, RH, RZ, XD, XR, YD, YR, YRH, YRM and YZ  
\*\*\* IN Function includes interior indicator rose standard

## 9K Series Grade 1 Cylindrical Locks (continued)

EXTRA COST OPTIONS*	OPTION CODE	ADD-ON
Satin finishes (per lock)	606, 612, 613, etc.	19.00
Bright finishes (per lock)	605, 625, 629, etc.	43.00
UltraShield antimicrobial finish	626AM	60.00
Thin door 1-3/8"	1-3/8"	80.00
3/4" throw latch	3/4	31.00
Special backsets	94K / 95K	21.00
Lead lined	LL	228.00
Security head screws	SH	22.00
Abrasive lever both sides	AL/B	43.00
Abrasive lever outside	AL/O	22.00
Abrasive lever inside	AL/I	22.00
Tactile lever both sides	TL/B	84.00
Tactile lever outside	TL/O	43.00
Tactile lever inside	TL/I	43.00
7/8" Lip-to-center strike	S3 7/8 or STK 7/8	22.00
Strike with plastic box	S3B or S3B 7/8	2.20
Full radius latch	FRL	21.00

\*Choose only one option: OB, KA, KD-use with core housing option 6. COR, MED, SAR, SCH, YAL, SCHRC-use with core housing option 0

*EXTRA COST OPTIONS	OPTION CODE	ADD-ON PRICE
Non-IC Corbin-Russwin (single keyed)	COR	6.60
Non-IC Corbin-Russwin (double keyed)	COR	15.00
Non-IC Medeco (single keyed)	MED	6.60
Non-IC Medeco (double keyed)	MED	15.00
Non-IC Sargent (single keyed)	SAR	6.60
Non-IC Sargent (double keyed)	SAR	15.00
Non-IC Schlage (single keyed)	SCH	6.60
Non-IC Schlage (double keyed)	SCH	15.00
Non-IC Yale (single keyed)	YAL	6.60
Non-IC Yale (double keyed)	YAL	15.00

NOTE: These options do not come with a cylinder. The lock is just prepped for cylinders of these other manufacturers and comes with a throw member for that manufacturer's cylinder.

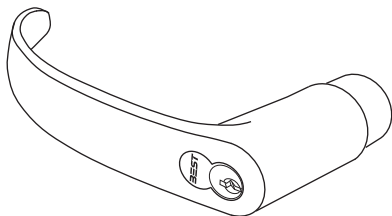
PART DESCRIPTION	PART NUMBER	PART PRICE
2-3/4" deadlocking latch	8KL3	72.00
3-3/4" deadlocking latch	8KL4	91.00
5" deadlocking latch	8KL5	91.00
Standard strike package	8KS2	7.10
ANSI strike package	8KS3	21.00
Throw member 7-pin	B54200	1.60

NOTE 1: Other special single keyed functions include: A, B, EA, DZ, RZ, XD, XR, YD & YR. ATTENTION: Locksets that secure both sides of the door (e.g. G, DR, M, RD, S, W, XD, YD & YR 'functions) are controlled by building codes and the Life Safety Code. Delay in unlocking for rapid emergency exit could be hazardous or even fatal.

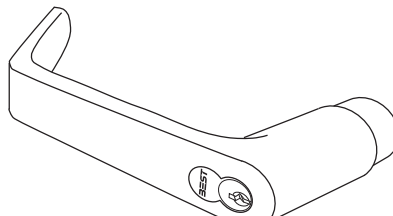
## Adaptation Kit

9KA	SCHRCCT	14	626	Price
Family	Kit Type	Lever Style	Finish	
9KA - Adaptation Kit	SCHRCCT - Schlage RC Adaptation Kit	14 - Curved return 15 - Contour angle return 16 - Curved no return	606, 626, 612, 613	82.00

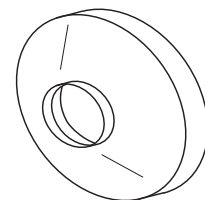
NOTE: Lever Style 16 is considered a special order item and may have extended lead times. Consult factory for lead times.



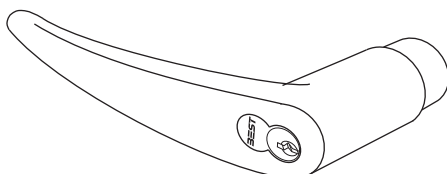
14 – Curved return



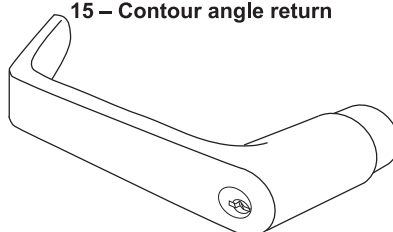
15 – Contour angle return



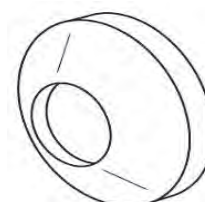
C and D Roses



16 – Curved no return



15 - Non IC contour angle return



K and L  
roses



## AK Series Knob Adaptations (formerly KA series)

### How To Order

Series	Adaptation Kit Number	Finish
AK	Please contact BEST for the specific kit number to convert your heavy duty lockset. The name of the manufacturer and model number are required.	626

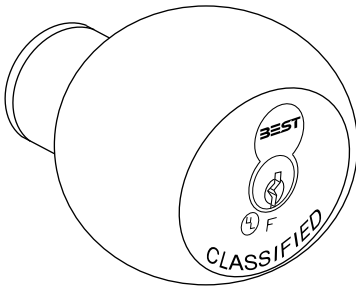
Must specify keymark and number of keys.

MANUFACTURER'S NAME	COMPLETE WITH COMBINATED CORE			LESS CORE PRICE
	PATENTED*	PATENTED*	PREMIUM	
Corbin	222.00	223.00	212.00	148.00
Sargent	244.00	245.00	234.00	170.00
Schlage	201.00	202.00	191.00	127.00
Russwin	222.00	223.00	212.00	148.00
Yale	244.00	245.00	234.00	170.00

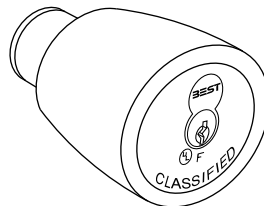
<b>INSTALLATION AT BEST FACTORY</b>	62.00
-------------------------------------	-------

KIT COMPONENTS	KNOB ONLY LESS CORE	THROW MEMBER
Corbin	127.00	31.00
Sargent	144.00	22.00
Schlage	106.00	20.00
Russwin	123.00	31.00
Yale	144.00	25.00

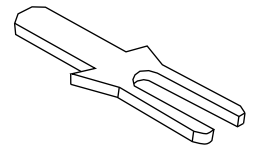
\*Patented pricing shown is for CORMAX patented keying system.  
Add \$20.00 for BEST Preferred patented keying.



Schlage round



Schlage tulip



Schlage throw member



## L Series Cabinet Locks

### How To Order

5L	7	R	D	2	606	
Series	Core Housing	Mounting Type	Latch Type	Hand	Finish	Options
3L – Coin box	5 – 5-pin housing 6 – 6-pin housing 7 – 7-pin housing; accepts all BEST cores	R – Rim	D – Dead-locking	2 – Vertical	626 690 Satin*	1-1/8" to 2" – Special cylinder (specify length)
5L – Standard		M – Mortise R – Rim	D – Dead-locking L – Latchbolt	2 – Vertical 5 – Inverted	606 612 613 619 Bright* 605 611 625	T – Deadlocking SL* – Square Latch, spring loaded TR – Special trim ring A450 – Special strike A451 – Special strike A452 – Special strike A453 – Special strike

\*Indicates extra cost option; see below. Must specify keymark and number of keys.

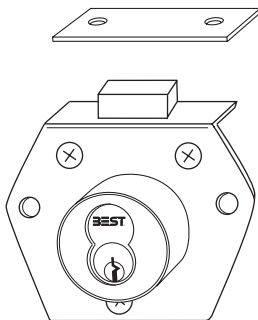
DESCRIPTION	SERIES	COMPLETE WITH COMBINED CORE			LESS CORE
		PATENTED*	PREMIUM	STANDARD	
<b>CABINET LOCKS</b>					
Cabinet—mortise & rim	3L	168.00	169.00	158.00	94.00
Cabinet—mortise & rim	5L	142.00	143.00	132.00	68.00

EXTRA COST OPTIONS*	OPTION CODE	ADD-ON
Square latch spl. cylinder	SL	18.00
Special cylinders-3L	1-1/2" to 2"	20.00
Special cylinders-5L	1-1/8" to 2"	20.00
Special finishes	See above	5.10

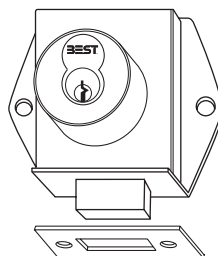
DESCRIPTION	CATALOG NO.	COMPLETE WITH COMBINED CORE			LESS CORE
		PATENTED*	PREMIUM	STANDARD	
<b>8L SERIES MAIL BOX LOCK</b>					
Standard mail box lock	8L7SPR-627	191.00	192.00	181.00	117.00

\*Patented pricing shown is for CORMAX patented keying system. Add \$20.00 for BEST Preferred patented keying.

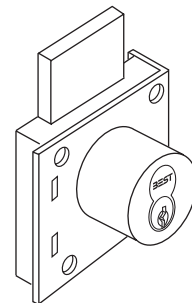
NOTE: You must specify the name of the manufacturer and the model number.



5L7RD2



5L7MD



3L7RD2 - Vertical Only



## P Series Push Locks

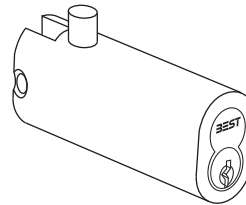
### How To Order

2P	7	3	626
Series	Lock Body	Mounting slot	Finish
2P – File cabinet	7 – 7-pin body may be keyed 6-pin	3 – Vertical 4 – Horizontal	606 626

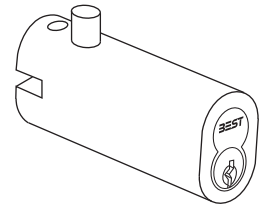
DESCRIPTION	CATALOG NO.	COMPLETE WITH COMBINED CORE			LESS CORE
		PATENTED *	PREMIUM	STANDARD	
<b>2P SERIES</b>					
Vertical mounting slot	2P73	189.00	190.00	179.00	115.00
Horizontal mounting slot	2P74	189.00	190.00	179.00	115.00

\*Patented pricing shown is for CORMAX patented keying system.  
Add \$20.00 for BEST Preferred patented keying.

NOTE: You must specify the make, model and year of the filing cabinet for the 2P Series.



**2P73**



**2P74**





## S Series Sliding Door Locks

### How To Order

3S	7	5	627	
Series	Core housing	Function code	Finish	Options
2S – Sliding door push 3S – Sliding panel 4S – Sliding door cyl.	7 – 7-pin housing; accepts all BEST cores (4S requires 6C core)	See below	2S – 626, 605, 606, 622, 625 4S – 625, 605, 606, 626 3S – 627	3S – Strike straps: S1* – 1/4" thick S2* – Standard 1/4" S3 – 5/16" to 1/2" S4 – 1/2" to 11/16" S5 – 3/4" & thicker

\*Included in the price of the housing.

FUNCTION DESCRIPTION	CATALOG NUMBER	COMPLETE WITH COMBINED CORE			LESS CORE
		PATENTED*	PREMIUM	STANDARD	
2S SERIES					
Surface mount—1/2" bolt	3	250.00	251.00	240.00	176.00
Through bolt—1/2" bolt	3TBM	302.00	303.00	292.00	228.00
Through bolt—3/4" bolt	4TBM	302.00	303.00	292.00	228.00
Surface mount—bolt pin	5	302.00	303.00	292.00	228.00
3 S SERIES					
Straight housing	5	211.00	212.00	201.00	137.00
Captured panel housing	7	211.00	212.00	201.00	137.00
Housing with 1" extension	8	277.00	278.00	267.00	203.00
4 S SERIES					
Sliding glass door cylinder	3	147.00	148.00	137.00	73.00
Sliding wood door cylinder	4	160.00	161.00	150.00	86.00

\* Patented pricing shown is for CORMAX patented keying system. Add\$20.00 for BEST Preferred patented keying.

\*\* Lock requires 6C core (not available with Peaks or Preferred keying).

FUNCTION DESCRIPTION	PAR NUMBER	SEPARATE	WITH LOCK ADD-ON
<b>3S STRIKE STRAPS</b>			
4-1/4" long for 1/4" panel	3SS1	22.00	N/A
6-1/4" long for 1/4" panel	3SS2	26.00	N/A
<b>STANDARD</b>			
6-1/4" long for 5/16" to 1/2"	3SS3	39.00	15.00
6-1/4" long for 1/2" to 11/16"	3SS4	47.00	23.00
6-1/4" long for 3/4" or thicker	3SS5	35.00	6.40



## SPSL – Stanley Patient Safety Lever

### How To Order - Mortise Safety Levers

SPSL	ML	R		16F	630	RH
Series	Chassis	Function		Lever	Finish	Hand
SPSL – Stanley Patient Safety Lever	ML – Mortise	A – Office privacy D – Storeroom IND – Intruder deadbolt IND2 – Intruder storeroom dblt INL – Intruder latch LT – Bathroom privacy LTF – Bedroom privacy (Anti-Lockout) R – Classroom RF – Bedroom privacy T – Dormitory deadbolt W1 – Asylum lever/lever W2 – Asylum double cyl lever/lever	W3 – Asylum deadbolt lever/lever W4 – Asylum deadbolt double cyl lever/lever W10 – Asylum lever/blank W20 – Asylum double cyl lever/blank W30 – Asylum deadbolt lever/blank W40 – Asylum deadbolt double cyl lever/blank	16F – Anti-ligature lever	630 – Satin stainless steel	RH LH RHR LHR

PRODUCT DESCRIPTION	FUNCTION CODE	PRICE
<b>Mortise Safety Lever</b>		
Office privacy	A	1,572.00
Storeroom	D	1,449.00
Intruder deadbolt	IND	1,449.00
Intruder storeroom deadbolt	IND2	1,449.00
Intruder latch	INL	1,449.00
Bathroom privacy	LT	1,572.00
Passage	ON	1,326.00
Bedroom privacy (RF)	RF	1,572.00
Bedroom privacy Anti-Lockout (LTF)	LTF	1,572.00
Classroom	R	1,449.00
Dormitory deadbolt	T	1,449.00
Asylum lever/lever	W1	1,449.00
Asylum double cyl lever/lever	W2	1,449.00
Asylum deadbolt lever/lever	W3	1,449.00
Asylum deadbolt double cyl lever/lever	W4	1,449.00
Asylum lever/blank	W10	1,449.00
Asylum double cyl lever/blank	W20	1,449.00
Asylum deadbolt lever/blank	W30	1,449.00
Asylum deadbolt double cyl lever/blank	W40	1,449.00

### How To Order - Cylindrical Safety Levers

SPSL	CL	ON	16F	630	RH
Series	Chassis	Function	Lever	Finish	Hand
SPSL – Stanley Patient Safety Lever	CL – Cylindrical 2 3/4" backset CL5 – Cylindrical 5" backset	ON – Cylindrical passage ONX – Cylindrical passage blank interior	16F – Anti-ligature lever	630 – Satin stainless steel	RH LH RHR LHR

PRODUCT DESCRIPTION	FUNCTION CODE	PRICE
<b>Cylindrical Safety Lever</b>		
Passage	ON	1,152.00
Passage blank interior	ONX	1,152.00
<b>Dummy Trim</b>		
Dummy Trim	DT	641.00

NOTE: 1) Security head screws come standard with SPSL series. 2) Standard offering is less cylinder and less core.



## SPSL – Stanley Patient Safety Lever (continued)

PART DESCRIPTION	KIT NUMBER	LIST PRICE
Cylindrical Security head screw kit	SPSL-SH M1	17.00
Mortise Security head screw kit	SPSL-SH C1	17.00
Security head driver kit	SPSL-SH D1	17.00
Turnpiece Disable kit for Female Privacy Locks	SPSL-TD	108.00
Cylinder Protector for IC core cylind. SPSL (incl. 2 keys)	SPSL-CP-IC	761.00
Cylinder Protector for non-IC cylind. SPSL (incl. 2 keys)	SPSL-CP-NIC	761.00
Extra magnetic key for SPSL-CP	SPSL-CP-K	29.00

### How To Order - Electrified Mortise Safety Levers

SP	SE			ML		R	N	L	630	RH
Series	Electric Release Trim(s)			Chassis	Interior Trim Blank	Function Group			Finish	Hand
	Designation	Exterior	Interior			RQE	DPS	LPS		
SP- Stanley Patient Safety	SE	Electric Release Trim (Fail Secure)	Mechanical	ML- Mortise	'leave empty' - if interior trim required (standard) X** - No trim on the interior, just a blank plate (SPSE or SPSF only)	R* - Request to Exit N- Place-holder if RQE not selected	D* - Door Position N- Place-holder if DPS not selected	L* - Latch Position N- Place-holder if LPS not selected	630- Satin Stainless Steel	RH LH RHR LHR
	SF	Electric Release Trim (Fail Safe)	Mechanical							
	S3	Electric Release Trim (Fail Secure)	Electric Release Trim (Fail Secure)							
	S4	Electric Release Trim (Fail Safe)	Electric Release Trim (Fail Safe)							

\*Indicates extra cost option.

\*\*Option only available for SPSE and SPSF trims. Security hardware comes standard.

FUNCTION DESCRIPTION	FUNCTION CODE	PRICE
SPSE - Exterior Release Trim (Fail Secure)	NNN†	2,292.00
SPSF - Exterior Release Trim (Fail Safe)	NNN†	2,394.00
SPS3 - Exterior/Interior Release Trim (Fail Secure)	NNN†	2,350.00
SPS4 - Exterior/Interior Release Trim (Fail Safe)	NNN†	2,394.00

EXTRA COST OPTIONS*	OPTION CODE	ADD-ON
Function Code (RQE)	R	49.00
Function Code (DPS)	D	73.00
Function Code (LPS)	L	49.00

\*Patented pricing shown is for CORMAX patented keying system. Add \$20 for Best Preferred patented keying. †Indicates extra cost options for RQE, DPS or LPS functions.



## SSRL – STANLEY Seclusion Room/Time Out Room Locks

PRODUCT DESCRIPTION	PRODUCT NUMBER	PRICE
3-Point constant supervision	SSRLS-3	1,849.00
3-Point unsupervised	SSRLU-3	1,976.00
Alum. angled strike kit for 3 point outswing doors	SSRL-SK3	460.00
Single point constant supervision	SSRLS-1	1,091.00
Single point constant supervision, includes strike kit for outswing doors	SSRLS-1-SK1	1,139.00
Single point unsupervised	SSRLU-1	1,217.00
Single point unsupervised, includes strike kit for outswing doors	SSRLU-1-SK1	1,265.00
Strike kit for single point outswing doors	SSRL-SK1	49.00
3-Point constant supervision w/ digital counter	SSRLS-3-C	2,027.00
3-Point unsupervised w/ digital counter	SSRLU-3-C	2,153.00



## SEDA – STANLEY Emergency Door Alarm

PRODUCT DESCRIPTION	PRODUCT NUMBER	PRICE
Sensor – 36" to 42" wide door	SEDA-DSA-P1	806.00
Sensor – 42" to 48" wide door	SEDA-DSA-P2	868.00
12 Door controller/power supply	SEDA-CPS-1A52-12	2,508.00
24 Door controller/power supply	SEDA-CPS-1A52-24	4,407.00
36 Door controller/power supply	SEDA-CPS-1A52-36	6,305.00
48 Door controller/power supply	SEDA-CPS-1A52-48	8,840.00
Second console output	SEDA-CPS-MOD-CONS-2	291.00
12 Door LED console	SEDA-DCRS-12	1,596.00
24 Door LED console	SEDA-DCRS-24	2,660.00
36 Door LED console	SEDA-DCRS-36	3,723.00
48 Door LED console	SEDA-DCRS-48	6,825.00
12 Door LED Wall Console	SEDA-WCRS-12	2,279.00
24 Door LED Wall Console	SEDA-WCRS-24	3,495.00
36 Door LED Wall Console	SEDA-WCRS-36	4,892.00
Wall mounted keyswitch	SEDA-KS101	291.00
Strobe light ceiling mount	SEDA-SL1	138.00
Strobe light ceiling mount w/ steel mounting plate	SEDA-SL2	168.00
Full surface angled alum. hinge modified for new or existing hinges	SEDA-ECHF5-MH-AL-4	944.00
Splice box for room w/ multiple doors	SEDA-SPLB-1	168.00



## T Series Tubular Deadbolts

Federal Spec. 180, 181

**Note:** 8T=ANSI/BHMA Grade 1 • 7T=ANSI/BHMA Grade 2

### How To Order

8T/7T	3	7	K	STK	606	
Series	Backset	Core Housing	Function Code	Strike	Finish	Options
8T 7T	2 – 2-3/8" 3 – 2-3/4"	7 – 7-pin housing; accepts all BEST cores	See below	STK – Std deadbolt S1 – ANSI deadbolt S4 – Lip deadbolt S5* – High security deadbolt (only available in 630 finish)	626 690 626AM* Satin* 606 612 613 619 Bright* 605 611 625 (8T only)  7T 626 612	CS* – Concealed screws D5 – Drive-in bolt (8T only) LL* – Lead lined (8T only) NF – Narrow face 1": (8T only) SH* – Security head screws (8T only) Thick Door* – specify thickness (8T only) Thin Door* – specify thickness (8T only)

\*Indicates extra cost option; see below.

DESCRIPTION	FUNCTION CODE	COMPLETE WITH COMBINED CORE			LESS CORE
		PATENTED*	PREMIUM	STANDARD	
8T DEADBOLTS					
Single-keyed—turnknob	K	266.00	267.00	256.00	192.00
Single-keyed—no turnknob	L	266.00	267.00	256.00	192.00
Non-keyed—turnknob	KL	N/A	N/A	N/A	159.00
Double-keyed—CS-standard	M	401.00	403.00	381.00	253.00
Single-keyed—classroom	S	266.00	267.00	256.00	192.00
7T DEADBOLTS					
Single-keyed—turnknob	K	194.00	195.00	184.00	120.00
Single-keyed—no turnknob	L	194.00	195.00	184.00	120.00
Double-keyed	M	317.00	319.00	297.00	169.00

\* Patented pricing shown is for CORMAX patented keying system. Add \$20.00 for Best Preferred patented keying.

EXTRA COST OPTIONS*	OPTION CODE	ADD-ON
Satin finishes (per lock)	606, 612, 613, etc.	22.00
Bright finishes (per lock) (8T only)	605, 611, 625, etc.	22.00
UltraShield antimicrobial finish (8T only)	626AM, 630AM	34.00
Concealed screws (8T only)	CS	40.00
Lead lined (8T only)	LL	148.00
High security strikes	S5	31.00
Security head screws (8T only)	SH	22.00
Thick door (8T only)	Specify thickness	33.00
Thin door (8T; M function only)	Specify thickness	33.00

PART DESCRIPTION	PART NUMBER	PART PRICE
2-3/8" Deadbolt tube	8TD2B	44.00
2-3/4" Deadbolt tube	8TD3B	44.00
2-3/8" Drive-in bolt	8TD25	44.00
2-3/4" Drive-in bolt	8TD35	44.00
Std. deadbolt strike pkg.	8TSSTK	7.80
ANSI deadbolt strike pkg.	8TS1	24.00
Deadbolt lip strike pkg.	8TS4	7.80
High security strike pkg. / deadbolt	8TS5*	45.00

\* 8TS5 only available in 630 finish

ATTENTION: Lockets that secure both sides of the door (e.g., L and M functions) are controlled by building codes and the Life Safety Code. Delay in unlocking for rapid emergency exit could be hazardous or even fatal.



## 9KX SHELTER Cylindrical Locks

Federal Spec. 160

ANSI Series 4000

### How To Order

9KX	3	7	R	14	D	STK	626		
Series	Backset	Core Housing	Function Code	Lever Style	Rose Style	Strike Package	Finish	Options	
9KX	3 – 2-3/4" 4* – 3-3/4" 5* – 5"	0 – Keyless functions / or / Non-IC competitive cylinder (less core)† 6 – 6-pin non-IC cylinder 7 – 7-pin housing; accepts all BEST cores	R	14 – Curved with return 15 – Contour angle with return 16 – Curved without return	D – 3-1/2" convex	STK – Standard S3 – ANSI S3 7/8** STK 7/8*** LS – Less strike S3B* - ANSI (Strike w/ Plastic Box) S3B 7/8* - ANSI (Strike w/ Plastic Box)	626 690 622 626AM*  Satin* 606 612 613 619  Bright* 605 611 625 618	3/4* – 3/4" throw latch AL/B* – Abrasive lever both sides AL/O* – Abrasive lever outside AL/I* – Abrasive lever inside TL/B* – Tactile lever both sides TL/O* – Tactile lever outside TL/I* – Tactile lever inside ATB – Alternate through-bolt mounting FRL* – Full radius latch LM – Lost motion Thin Door* – 1-3/8"	OB* – non-IC zero bitted KA* – non-IC keyed alike KD* – non-IC keyed different COR* – non-IC Corbin-Russwin MED* – non-IC Medeco SAR* – non-IC Sargent SCH* – non-IC Schlage YAL* – non-IC Yale SCHRC – Schlage removable core (14 & 16 lever only) WS – Windstorm Label (NOA Miami-Dade County)
*Indicates extra cost. Must specify keymark and number of keys. **S3 7/8 is the ANSI flat lip strike ***STK 7/8 is the standard flat lip strike						Choose only one option: OB, KA, KD-use with core housing option 6 COR, MED, SAR, SCH, YAL, SCHRC-use with core housing option 0			

FUNCTION DESCRIPTION	FUNCTION CODE	COMPLETE WITH COMBINATED CORE			LESS CORE	NON-IC CYLINDER OB, KA, KD
		PATENTED*	PREMIUM	STANDARD		
<b>Electromechanical:</b>						
9KX Standard Cylindrical Lock	R	774.00	775.00	764.00	700.00	745.00

\*Patented pricing shown is for CORMAX patented keying system. Add \$20.00 for BEST Preferred patented keying.

EXTRA COST OPTIONS	OPTION CODE	ADD-ON
Satin finishes (per lock)*	606, 612, 613, etc.	19.00
Bright finishes (per lock)*	605, 625, 629, etc.	43.00
UltraShield antimicrobial finish*	626AM	60.00
Thin door 1-3/8"	1-3/8"	143.00
3/4" throw latch*	3/4	31.00
Special backsets*	94K / 95K	21.00
Abrasive lever both sides*	AL/B	43.00
Abrasive lever outside*	AL/O	22.00
Abrasive lever inside*	AL/I	22.00
Tactile lever both sides*	TL/B	84.00
Tactile lever outside*	TL/O	43.00
Tactile lever inside*	TL/I	43.00
7/8" Lip-to-center strike*	S3 7/8 or STK 7/8	22.00
Strike with plastic box*	S3B or S3B 7/8	2.20
Full radius latch*	FRL	21.00
Non-IC Corbin-Russwin (single keyed)**	COR	6.60
Non-IC Corbin-Russwin (double keyed)**	COR	15.00
Non-IC Medeco (single keyed)**	MED	6.60
Non-IC Medeco (double keyed)**	MED	15.00
Non-IC Sargent (single keyed)**	SAR	6.60
Non-IC Sargent (double keyed)**	SAR	15.00
Non-IC Schlage (single keyed)**	SCH	6.60
Non-IC Schlage (double keyed)**	SCH	15.00
Non-IC Yale (single keyed)**	YAL	6.60
Non-IC Yale (double keyed)**	YAL	15.00

PART DESCRIPTION	PART NUMBER	PART PRICE
2-3/4" deadlocking latch	8KL3	72.00
3-3/4" deadlocking latch	8KL4	91.00
5" deadlocking latch	8KL5	91.00
Standard strike package	8KS2	7.10
ANSI strike package	8KS3	21.00
Throw member 7-pin	B54200	1.60
SHELTER FOB	SHX-FOB	150.00
SHELTER Gateway	SHX-GTW	2,950.00
SHELTER Repeater	SHX-RPT	750.00
SHELTER Repeater Pole Mount	SHX-PLE	150.00
SHELTER Gateway Power Pigtail Plug	SHX-PTL	25.00
SHELTER Omni-directional Gateway antenna with 20' plenum rated, low-loss, 20' cable	SHX-OMNI	1,200.00
SHELTER Cloud Software License	SHX-SCS	800.00

\*Choose only one option: OB, KA, KD-use with core housing option 6. COR, MED, SAR, SCH, YAL, SCHRC-use with core housing option 0

\*\* These options do not come with a cylinder. The lock is just prepped for cylinders of these other manufacturers and comes with a throw member for that manufacturer's cylinder.



## W Series Electric Switch Locks

### How To Order

1W	7	B1	626	SWR
Series	Core Housing	Function code	Finish	Optional Box**
1W	7 – 7-pin housing; accepts all BEST cores	See below	626 690 Satin* 606 612 613 619 Bright* 605 611 625	See below

\*Indicates extra cost option; see below.

\*\*Not all boxes are compatible with all switch locks. See the catalog for details.

FUNCTION DESCRIPTION	SWITCH TYPE	KEY POSITION 2***	KEY POSITION 3***	FUNCTION CODE	COMPLETE WITH COMBINATED CORE			LESS CORE
					PATENTED*	PREMIUM	STANDARD	
Maintained Switch Locks								
Low voltage	SPDT	3 o'clock	N/A	A1	239.00	240.00	229.00	165.00
Single switch	SPDT	2 o'clock	N/A	B1	214.00	215.00	204.00	140.00
Single switch	SPDT	12 o'clock	N/A	B2	214.00	215.00	204.00	140.00
Single switch	SPST	5 o'clock	12 o'clock	C2**	287.00	288.00	277.00	213.00
Toggle switch	DPST	2 o'clock	N/A	D2	264.00	265.00	254.00	190.00
Toggle switch	TPDT	3 o'clock	9 o'clock	E2	267.00	268.00	257.00	193.00
Toggle switch	SPDT	2 o'clock	12 o'clock	L2	293.00	294.00	283.00	219.00
Dual switch	2 SPDT	3 o'clock	N/A	J1	282.00	283.00	272.00	208.00
Dual switch	2 SPDT	12 o'clock	N/A	J2	316.00	317.00	306.00	242.00
Momentary Switch Locks								
Single switch	SPDT	2 o'clock	12 o'clock	B3	239.00	240.00	229.00	165.00
Dual switch	2 SPDT	2 o'clock	12 o'clock	J3	282.00	283.00	272.00	208.00
Toggle switch	DPDT	2 o'clock	10 o'clock	K4	282.00	283.00	272.00	208.00
Dual switch	2 SPDT	2 o'clock	10 o'clock	P4	264.00	265.00	254.00	190.00
Quad switch	4 SPDT	2 o'clock	10 o'clock	R4	276.00	277.00	266.00	202.00

\*Patented pricing shown is for CORMAX patented keying system. Add \$20.00 for BEST Preferred patented keying.

\*\*Supplied with OC1 box only (included in price).

\*\*\*Key position 1 for all switch locks is 12 o'clock except for the C2 function which is at 7 o'clock and the L2 function which is at 10 o'clock position.  
For all switch locks, the key is removable in the 12 o'clock position only.

EXTRA COST OPTIONS*/OPTIONAL BOXES		
DESCRIPTION	CODE	PRICE
Satin finishes	606, 612, 613 etc.	4.10
Bright finishes	605, 611, 625 etc.	5.60
Interior box	INT	49.00
Standard octagon center mount	OC1	48.00
Deep octagon offset mount	OC2	81.00
Standard weather resistant box	SWR	262.00

PARTS		
FUNCTION CODE	REPLACEMENT SWITCH #	PRICE
A1	S4A	41.00
B1, B2, B3, J1, J2, J3, P4, & R4	S4B	16.00
C2	S4C	75.00
D2	S4D	26.00
E2	S4E	65.00
K4	S4K	65.00
L2	S4L	56.00





## 45HW Series Electromechanical Mortise Locks

### How To Order

45HW	7	DEL	14	H	626	RH	
Series	Core Housing	Function Code	Lever Style	Trim Style	Finish	Door Hand	Options
45HW	0** – Less Core Housing 7 – 7-pin housing; accepts all BEST cores	Electrically-locked:*** DEL LEL NXEL TDEL TWEL WEL Electrically-un-locked:*** DEU LEU NXEU TDEU TWEU WEU	Levers: 3 – Solid tube/return 12* – Solid tube/no return 14 – Curved/return 15 – Contour/angle return 16 – Curved/no return 17* – Gull wing Knobs: 4 – Round Decorative* 50–91	H – 2-3/4" dia. R – 2-3/4" dia. S – 3-1/2" dia J* – Wrought M* – Forged N* – Forged (concealed cylinder; N trim invalid on non-keyed and double keyed functions)	626 630 690 626AM* 630AM* Satin* 606 612 613 619 622 Bright* 605 611 625 629	RH RHR LH LHR	C – Pre-Terminated Quick Connect Plug DS* – Door status monitor IDH* – Integrated Door Hardware LL* – Lead lined LS* – Latch status monitor RQE* – Request to exit Thick door* – Specify thickness 7/8"* – Flat lip strike VT* – Vandal Trim 12V – 12V Solenoid (24V is standard) TAC/I* – Tactile Lever Inside TAC/O* – Tactile lever Outside TAC/B* – Tactile Lever Both VIN* – Visual Indicator

\* Indicates extra cost; see below.

\*\* Indicates cost deduction; see below.

\*\*\* Fail safe functions (EL) and fail secure functions (EU) include a Temperature Control Module (TCM) with the price of the lock.

FUNCTION DESCRIPTION	FUNCTION CODE	COMPLETE WITH COMBINED CORE			LESS CORE
		PATENTED*	PREMIUM	STANDARD	
<b>45HW Electro-mechanical:</b>					
45HW Single key, latch, fail secure	DEU	1444.00	1445.00	1434.00	1370.00
45HW Single key, latch, fail safe	DEL	1444.00	1445.00	1434.00	1370.00
45HW Double key, latch, fail secure	WEU	1579.00	1581.00	1559.00	1431.00
45HW Double key, latch, fail safe	WEL	1579.00	1581.00	1559.00	1431.00
45HW Keyless, latch, fail secure	NXEU	N/A	N/A	N/A	1309.00
45HW Keyless, latch, fail safe	NXEL	N/A	N/A	N/A	1309.00
45HW Single key, deadbolt, fail secure	TDEU	1472.00	1473.00	1462.00	1398.00
45HW Single key, deadbolt, fail safe	TDEL	1472.00	1473.00	1462.00	1398.00
45HW Double key, deadbolt, fail secure	TWEU	1607.00	1609.00	1587.00	1459.00
45HW Double key, deadbolt, fail safe	TWEL	1607.00	1609.00	1587.00	1459.00
45HW Keyless, deadbolt, fail secure	LEU	N/A	N/A	N/A	1337.00
45HW Keyless, deadbolt, fail safe	LEL	N/A	N/A	N/A	1337.00

\*Patented pricing shown is for CORMAX patented keying system. Add \$20.00 for BEST Preferred patented keying.

EXTRA COST OPTIONS*	OPTION CODE	ADD-ON
Satin finishes (per lock)	606, 612, 613, 619 etc.	59.00
Bright finishes (per lock)	605, 611, 625, etc.	115.00
UltraShield antimicrobial finish	626AM, 630AM	127.00
Wrought trim	J	12.00
Thick door	Specify thickness	85.00
Lead lined	LL	233.00
Forged trim	M, N	94.00
7/8" Lip-to-center strike	7/8 LTC	22.00
12, 17 Lever Design	12, 17	66.00
Vandal trim - 630 finish***	VT	149.00
Vandal trim - other finishes***	VT	114.00
Visual Indicator	VIN	44.00

Security Head Screws provided standard on 47HW.

\*\*Not available on #17 levers.

\*\*\*Available only with #14 and #15 levers. Only #14 lever complies with California State Fire Marshall Code.

EXTRA COST OPTIONS*	OPTION CODE	ADD-ON
Request to exit	RQE	43.00
Integrated door hardware	IDH	123.00
Latch status monitor	LS	90.00
Door status monitor	DS	123.00
Tactile both levers/knobs**	TAC/B	120.00
Tactile outside lever/knob**	TAC/O	61.00
Tactile inside lever/knob**	TAC/I	61.00
Decorative Lever Design	50 to 91	211.00

**COST DEDUCTIONS	OPTION CODE	DEDUCT
Less cylinder option (Deduct from complete price)	0	61.00



## 47HW Series High Security Electromechanical Mortise Locks

### How To Order

47HW	7	DEL	14	H	626	RH	
Series	Core Housing	Function Code	Lever Style	Trim Style	Finish	Door Hand	Options
47HW	0** – Less Core Housing 7 – 7-pin housing; accepts all BEST cores	Electrically-locked:*** DEL TDEL TWEL WEL Electrically-un-locked:*** DEU TDEU TWEU WEU	Levers: 3 – Solid tube/return 12* – Solid tube/no return 14 – Curved/return 15 – Contour/angle return 16 – Curved/no return 17* – Gull wing Knobs: 4 – Round Decorative* 50-91	M – forged H**** – 2-3/4" dia. R**** – 2-3/4" dia. S**** – 3-1/2" dia	626 630 690 626AM* 630AM* Satin* 606 612 613 619 622 Bright* 605 611 625 629	RH RHR LH LHR	C - Pre-Terminated Quick Connect Plug DS* – Door status monitor IDH* – Integrated Door Hardware LS* – Latch status monitor RQE* – Request to exit Thick door* – (Specify thickness) 7/8"* – Flat lip strike VT* – Vandal Trim 12V – 12V Solenoid (24V is standard) K – Non-UL Cylinder TAC/I* – Tactile Lever Inside TAC/O* – Tactile lever Outside TAC/B* – Tactile Lever Both

\* Indicates extra cost; see below.

\*\* Indicates cost deduction; see below.

\*\*\* Fail safe functions (EL) and fail secure functions (EU) include a Temperature Control Module (TCM) with the price of the lock.

\*\*\*\*To maintain the UL437 standard for high security locks, order only M trim. Using H, R or S trim does not meet the UL437 standard.

FUNCTION DESCRIPTION	FUNCTION CODE	COMPLETE WITH COMBINATION CORE			LESS CORE
		PATENTED*	PREMIUM	STANDARD	
<b>47HW Electro-mechanical:</b>					
47HW Single key, latch, fail secure	DEU	1470.00	N/A	1464.00	<b>Note: 47HW Series must be keyed at the factory unless the K Option is ordered</b>
47HW Single key, latch, fail safe	DEL	1470.00	N/A	1464.00	
47HW Double key, latch, fail secure	WEU	1679.00	N/A	1667.00	
47HW Double key, latch, fail safe	WEL	1679.00	N/A	1667.00	
47HW Single key, deadbolt, fail secure	TDEU	1498.00	N/A	1492.00	
47HW Single key, deadbolt, fail safe	TDEL	1498.00	N/A	1492.00	
47HW Double key, deadbolt, fail secure	TWEU	1696.00	N/A	1684.00	
47HW Double key, deadbolt, fail safe	TWEL	1696.00	N/A	1684.00	

\*Pricing reflects the 5C high security core for standard and the 5CM high security CORMAX core for patented.

EXTRA COST OPTIONS*		ADD-ON
Thick door	Specify thickness	85.00
7/8" Lip-to-center strike	7/8 LTC	22.00
12, 17 Lever Design	12, 17	66.00
UltraShield antimicrobial finish	626AM, 630AM	61.00
Decorative Lever Design	50-91	211.00
Vandal trim - 630 finish***	VT	149.00
Vandal trim - other finishes***	VT	114.00
Request to exit	RQE	43.00
Integrated door hardware	IDH	123.00
Latch status monitor	LS	90.00
Door status monitor	DS	123.00
Satin finish (per lock)	606, 612, 613, 619, etc.	59.00
Bright finish (per lock)	605, 611, 625, etc.	115.00

\*\*Not available on #17 levers.

\*\*\*Available only with #14 and #15 levers.

Only #14 lever complies with California State Fire Marshall Code.

EXTRA COST OPTIONS*	OPTION CODE	ADD-ON
Tactile both levers/knobs**	TAC/B	120.00
Tactile outside lever/knob**	TAC/O	61.00
Tactile inside lever/knob**	TAC/I	61.00

** COST DEDUCTIONS	OPTION CODE	DEDUCT
Less cylinder option (Deduct from complete price)	0	61.00

Security Head Screws provided standard on 47HW

ATTENTION: Locksets that secure both sides of the door (e.g., WEL and WEU) are controlled by building codes and the Life Safety Code. Delay in unlocking for rapid emergency exit could be hazardous or even fatal.



## 8KW/9KW Series Electromechanical Cylindrical Locks

### How To Order

8KW	3	7	DEL	4	C	STK	626	
Series	Backset	Core Housing	Function Code	Knob Style	Rose Style	Strike Package	Finish	Options
8KW	3 – 2-3/4" 4* – 3-3/4" 5* – 5"	7 – 7-pin housing; accepts all BEST cores	DEL** – Electrically locked DEU** – Electrically unlocked	4 – Round 6 – Tulip	C – 3" convex D – 3-1/2" convex K – 3" convex L – 3-1/2" convex	STK – Standard S3 – ANSI	626 690 626AM* Satin* 606 612 613 619 622 Bright* 605 611 625	BRK – Break-away (keyed only) C – Pre-Terminated Quick Connect Plug LL* – Lead lined SH* – Security head screws 3/4* – 3/4" throw RQE* – Request to Exit Thin Door* – 1-3/8" TAC/I* – Tactile Lever Inside TAC/O* – Tactile lever Outside TAC/B* – Tactile Lever Both 12V - Specify 12V System: Standard voltage is 24V

\* Indicates extra cost; see below.

\*\* Fail safe functions (EL) and fail secure functions (EU) include a Temperature Control Module (TCM) with the price of the lock.

9KW	3	7	DEL	15	C	S3	626	
Series	Backset	Core Housing	Function Code	Lever Style	Rose Style	Strike Package	Finish	Options
9KW	3 – 2-3/4" 4* – 3-3/4" 5* – 5"	0*** – Non-IC Prep 6** – 6 pin Non-IC Cylinder 7 – 7-pin Housing; accepts all BEST cores	DEL – Electrically locked**** DEU – Electrically unlocked****	14 – Curved with return 15 – Contour with angle return 16 – Curved with no return	C – 3" convex D – 3-1/3" convex K – 3" convex no ring L – 3-1/2" convex no ring	STK – Standard S3 – ANSI S3 7/8* – 7/8 Lip to Center strike LS – Less Strike S3B* - ANSI (Stike w/ Plastic Box) S3B 7/8* - ANSI (Stike w/ Plastic Box)	626 690 626AM* Satin* 606 612 613 619 622 Bright* 605 611 625	3/4* – 3/4" throw latch ATB – Alternate through-bolt mounting C – Pre-Terminated Quick Connect Plug LL* – Lead lined SH* – Security head screws LM – Lost motion RQE* – Request to Exit Thin Door* – 1-3/8" AL/O* – Abrasive Lever Outside AL/I* – Abrasive Lever Inside AL/B* – Abrasive Lever Both TL/O* – Tactile Lever Outside TL/I* – Tactile Lever Inside TL/B* – Tactile Lever Both FRL – Full Radius Latch OB** – Non-IC zero-bitted KA** – Non-IC keyed alike KD** – Non-IC keyed different COR*** – Non-IC Corbin-Russwin MED*** – Non-IC Medeco SAR*** – Non-IC Sargent SCH*** – Non-IC Schlage YAL*** – Non-IC Yale SCHRC*** – Schlage RC (14 & 15 lever only) 12V - Specify 12V System: Standard voltage is 24V

\* Indicates extra cost option.

\*\* Six-pin cylinder in Schlage "C" keyway included with OB, KA, and KD options. Must specify "6" for core housing.

\*\*\* Cylinder not included with COR, MED, SAR, SCH, YAL, or SCHRC options. Must specify "0" for core housing.

\*\*\*\* Fail safe functions (EL) and fail secure functions (EU) include a Temperature Control Module (TCM) with the price of the lock.



## 8KW/9KW Series Electromechanical Cylindrical Locks (continued)

FUNCTION DESCRIPTION	FUNCTION CODE	COMPLETE WITH COMBINED CORE			LESS CORE	NON-IC CYLINDER 0B, KA, KD
		PATENTED *	PREMIUM	STANDARD		
<b>Electromechanical:</b>						
8KW Elect. locked / unlocked	DEL, DEU	1070.00	1071.00	1060.00	996.00	N/A
9KW Elect. locked / unlocked	DEL, DEU	955.00	956.00	945.00	881.00	926.00

\*Patented pricing shown is for CORMAX patented keying system. Add \$20.00 for BEST Preferred patented keying.

EXTRA COST OPTIONS *	OPTION CODE	ADD-ON
Satin finishes (per lock)	606, 612, 613, etc.	19.00
Bright finishes (per lock)	605, 625, 629, etc.	43.00
UltraShield antimicrobial finish	626AM	60.00
Thin door 1-3/8"	1-3/8"	80.00
3/4" throw latch	3/4	31.00
Special backsets	84K / 85K / 94K / 95K	21.00
Lead lined	LL	228.00
Security head screws	SH	22.00
Tactile knob both sides	TAC/B	84.00
Tactile knob outside	TAC/O	43.00
Tactile knob inside	TAC/I	43.00
Abrasive lever both sides	AL/B	43.00
Abrasive lever outside	AL/O	22.00
Abrasive lever inside	AL/I	22.00
Tactile lever both sides	TL/B	84.00
Full radius latch	FRL	43.00
Tactile lever outside	TL/O	43.00
Tactile lever inside	TL/I	21.00
7/8" Lip-to-center strike	S3 7/8	22.00
Strike with plastic box	S3B or S3B 7/8	2.20
Request to exit	RQE	159.00

PART DESCRIPTION	PART NUMBER	PRICE
2-3/4" deadlocking latch	8KL3	72.00
3-3/4" deadlocking latch	8KL4	91.00
5" deadlocking latch	8KL5	91.00
Standard strike package	8KS2	7.10
ANSI strike package	8KS3	21.00
Throw member 6-pin / 7-pin	71217417 / B54200	1.60
Breakaway knob driver	B54856	7.80



## Electromechanical Lock Accessories

DESCRIPTION	CATALOG NO.	PRICE
Transformer	8W599	147.00
AC to DC converter	8WCON	57.00
Narrow plate (push button)	8WBU-1-N	100.00
Standard plate (push button)	8WBU-1-A	100.00
Universal temperature control module	B87034	161.00



## Electronic Lock Software & Accessories

For Wi-Q Technology Wireless software, accessories and locks, see pages 89-94

DESCRIPTION	PART NUMBER	PRICE
<b>Readers</b>		
Magnetic card access reader – 12VDC, track 2, weatherized (no keypad), black (MR-5)	360120WBK	492.00
Dual validation (magnetic stripe & keypad) reader – 12VDC, track 2, weatherized, black case (MR-20), with tamper contact	310120WBKOT	944.00

B.A.S.I.S. G	B.A.S.I.S. V	Keypad EZ	IDH MAX
G	BV	Z	M

<b>Cards</b>		
<b>MAGNETIC STRIPE CARDS Non-Encoded:</b>		
PVC (box of 500)	VPA-PVC	2,095.00

X	X		X



## Electronic Lock Software & Accessories (continued)

DESCRIPTION	PART NUMBER	PRICE
<b>Electronic Lock Accessories (Continued)</b>		
<b>REPLACEMENT PARTS:</b>		
Shrink wrap battery pack & foam*	VPD-BATT	21.00
Replacement battery pack	VPD-BB	37.00
4 Cell Battery holder for new style 2 piece I/S escutcheon offline products	C83511	43.00
8 Cell Battery holder for new style 2 piece I/S escutcheon offline products	C83522	76.00
Extended life battery door cover	B62129	28.00
<b>SERVICE EQUIPMENT:</b>		
Offline lock programming cable	BASDCAB	188.00
Magnetic Card Encoder	MSR20633BA	3638.00
Transport Programming Device	SES-NetBook	2130.00
Transport Memory Drive	SES-MEM	83.00
Transport USB to Serial Adapter	SES-USB	102.00
Transport connector/adaptor (no cable, used to connect SES-USB to BASDCAB)	SES-DB9CON	23.00
Transport cable adaptor (6' Cable adaptor)	SES-DB9CAB	43.00
Power supply – 12 or 24 VDC, 2.5A output, 120 VAC input, UL	AL300ULX	614.00
Backup battery for power supply, 12 VDC, 12 AH	NP12A12V	197.00
Standard driver bit	VPD-T15	28.00
McGard driver bit	VPD-HS-DRVR	36.00
McGard battery door screw (specify finish)	VPD-HS-SCRW	36.00
Cleaning cards (box of 50)	VPDCLN	179.00

B.A.S.I.S.G	B.A.S.I.S.V	Keypad EZ	IDH MAX
G	BV	Z	M
X	X	X	
X	X	X	
X	X	X	
X	X	X	
X	X		
X	X		X
X	X		
X	X		
X	X		
X	X		
X	X	X	X
X	X	X	X
X	X	X	X
X	X		X

\*VPD-BATT used with legacy V Series locks only



## 45HZ Keypad EZ Mortise Locks

### How To Order

45HZ	7	TV	15	KP	626	RH	
Series	Core Housing	Function Code	Lever Style	Trim Style	Finish	Door Hand	Options
45HZ	0** – Less Core Housing 7 – 7-pin housing; accepts all BEST cores	DV – Latch with key TV – Deadbolt with key NV – Latch without key LV – Deadbolt without key	Levers: 3 – Solid tube/return 12* – Solid tube/no return 14 – Curved/return 15 – Contour/angle return 16 – Curved/no return 17* – Gull wing 4 – Round Knob Decorative* 50-91	KP – Keypad	626 690 626AM* – Antimicrobial  Satin* 606 612 613 619 622  Bright* 605 611 618 625	RH RHRB LH LHRB	8CE* – 8-cell battery holder assy with batteries 4SW – 4-cell shrink wrap battery P2*** – Phillips head screws Thick Door* – Specify thickness 7/8** – Flat lip strike TAC/I* – Tactile Lever Inside TAC/O* – Tactile lever Outside TAC/B* – Tactile Lever Both WS – Windstorm Label (NOA Miami-Dade County)

\* Indicates extra cost; see below.

\*\* Indicates cost deduction.

\*\*\* T15 Torx security screws are supplied standard.

DESCRIPTION	FUNCTION CODE	COMPLETE WITH COMBINATED CORE			LESS CORE
		PATENTED *	PREMIUM	STANDARD	
KEYPAD EZ MORTISE LOCKS:					
45HZ - Single Keyed Latch	DV	1,272.00	1,273.00	1,262.00	1,198.00
45HZ - Single Keyed Deadbolt	TV	1,298.00	1,299.00	1,288.00	1,224.00
45HZ - Non-keyed Latch	NV	N/A	N/A	N/A	1137.00
45HZ - Non-keyed Deadbolt	LV	N/A	N/A	N/A	1163.00

\*Patented pricing shown is for CORMAX patented keying system. Add \$20.00 for BEST Preferred patented keying.

EXTRA COST OPTIONS*	OPTION CODE	ADD-ON
Satin finishes (per lock)	606, 612, 613, 619 etc.	59.00
Bright finishes (per lock)	605, 611, 625, etc.	115.00
UltraShield antimicrobial finish	626AM	127.00
Thick door	Specify thickness	85.00
Tactile both levers/knobs**	TAC/B	120.00
Tactile outside lever/knob**	TAC/O	61.00
Tactile inside lever/knob**	TAC/I	61.00
7/8" Lip-to-center strike	7/8 LTC	22.00
12, 17 Lever Design	12, 17	66.00
Decorative Lever Design	50-91	211.00
Extended Life Battery	8CE	68.00

\*\* Not available on #17 levers.

**COST DEDUCTIONS	OPTION CODE	DEDUCT
Less cylinder option (Deduct from complete price)	0	61.00





## 9KZ Keypad EZ Cylindrical Locks

### How To Order

9KZ	3	7	DV	15	KP	STK	626	
Series	Backset	Core Housing	Function Code	Lever Style	Trim Style	Strike Package	Finish	Options
9KZ	3 – 2-3/4" 4* – 3-3/4" 5* – 5"	0*** – Non-IC Prep 6** – 6 pin non-IC cylinder 7 – 7-pin housing; accepts all BEST cores	DV - With Key	14 – Curved with return 15 – Contour angle return 16 – Curved with no return 4 – Round Knob	KP – Keypad	STK - Standard S3 - ANSI S3 - 7/8" Lip to Center Strike S3B* - ANSI (Strike w/ Plastic Box) S3B 7/8* - ANSI (Strike w/ Plastic Box)	626 690 626AM* Satin* 606 612 613 619 622 Bright* 605 611 618 625	8CE* – 8 cell battery holder assy with batteries 4SW – 4 cell shrink wrap battery P2**** – Phillips head screws LM – Lost motion 3/4* – 3/4" throw latch FRL – Full Radius Latch OB* – non-IC zero-bitted KA* – non-IC keyed alike KD* – non-IC keyed different COR*** – Non IC Corbin-Russwin MED*** – Non IC Medeco SAR*** – Non IC Sargent SCH*** – Non IC Schlage YAL*** – Non IC Yale SCHRC*** – Schlage RC (14 & 15 lever only) AL/O* – Abrasive Lever Outside AL/I* – Abrasive Lever Inside AL/B* – Abrasive Lever Both TL/O* – Tactile Lever Outside TL/I* – Tactile Lever Inside TL/B* – Tactile Lever Both WS – Windstorm Label (NOA Miami-Dade County)

\* Indicates extra cost option.

\*\* Six-pin cylinder in Schlage "C" keyway included with OB, KA, and KD options. Must specify "6" for core housing.

\*\*\* Cylinder not included with COR, MED, SAR, SCH, YAL, or SCHRC options. Must specify "0" for core housing.

\*\*\*\* T15 Torx security screws are supplied standard.

FUNCTION DESCRIPTION	FUNCTION CODE	COMPLETE WITH COMBINATED CORE			LESS CORE	NON-IC CYLINDER OB, KA, KD
		PATENTED*	PREMIUM	STANDARD		
<b>KEYPAD EZ CYLINDRICAL LOCK:</b>						
9KZ - Single keyed lock	DV	1,091.00	1,092.00	1,081.00	1,017.00	1,062.00

\*Patented pricing shown is for CORMAX patented keying system. Add \$20.00 for BEST Preferred patented keying.

EXTRA COST OPTIONS*	OPTION CODE	ADD-ON
Satin finishes (per lock)	606, 612, 613, etc.	59.00
Bright finishes (per lock)	605, 625, 629, etc.	115.00
UltraShield antimicrobial finish	626AM	127.00
3/4" throw latch	3/4	31.00
Special backsets	94KZ / 95KZ	21.00
Abrasive lever both sides	AL/B	43.00
Abrasive lever outside	AL/O	22.00
Abrasive lever inside	AL/I	22.00
Tactile lever both sides	TL/B	84.00
Tactile lever outside	TL/O	43.00
Tactile lever inside	TL/I	43.00
7/8" Lip-to-center strike	S3 7/8	22.00
Strike with plastic box	S3B or S3B 7/8	2.20
Extended Life Battery	8CE	68.00
Full radius latch	FRL	21.00

PART DESCRIPTION	PART NUMBER	PRICE
2-3/4" deadlocking latch	8KL3	72.00
3-3/4" deadlocking latch	8KL4	91.00
5" deadlocking latch	8KL5	91.00
Standard strike package	8KS2	7.10
ANSI strike package	8KS3	21.00
Throw member 6-pin / 7-pin	71217417 / B54200	1.60



## EXZ Keypad EZ Exit Trim

### How To Order

EXZ	7	EV	15	KP	626	RHR	PH2	RM	
Series	Core Housing	Function Code	Lever Style	Trim Style	Finish	Door Hand	Manf.	Locking Type	Options
EXZ	0 – Less Core Housing 7 – 7-pin housing; accepts all BEST cores	EV – With key** NV – Without key	14 – Curved w/ return 15 – Contour w/ angle return	KP - Key Pad	626 690 626AM*  Satin* 606 613	RHR LHR	VD9** – Von Duprin 98/99 series PH2 – Precision Hardware 2000 series SA8 – Sargent 8000 Series***	RM – Rim MO – Mortise RD – Surface and concealed vertical rods	SH* – Security head screws

\*Indicates extra cost option; see below.

\*\*The EV function (key override) is not available on the Von Duprin Mortise type.

\*\*\*SA8 Only available with Rim Type device. SA8 does not work with EV function (Key Override).

FUNCTION DESCRIPTION	FUNCTION CODE	COMPLETE WITH COMBINED CORE			LESS CORE
		PATENTED*	PREMIUM	STANDARD	
<b>KEYPAD EZ EXIT TRIM LOCKS:</b>					
EXZ - Exit Trim - single keyed	EV	1664.00	1665.00	1654.00	1590.00
EXZ - Exit Trim - non keyed	NV	N/A	N/A	N/A	1529.00

\*Patented pricing shown is for CORMAX patented keying system. Add \$20.00 for BEST Preferred patented keying.

EXTRA COST OPTIONS*	OPTION CODE	ADD-ON
Satin finishes (per lock)	606, 613, etc.	59.00
UltraShield antimicrobial finish	626AM	127.00
Security head screws	SH	22.00



## 45HG Offline G Series Mortise Locks

### How To Order

45HG	7	TV	14	MS	626	RH	
Series	Core Housing	Function Code	Lever Style	Trim Style	Finish	Door Hand	Options
45HG	0** – Less Core Housing 7 – 7-pin housing; accepts all BEST cores	DV – Latch w/key TV – Deadbolt w/key LV – Deadbolt w/o key NV – Latch w/o key	Levers: 3 – Solid tube/return 12* – Solid tube/no return 14 – Curved/return 15 – Contour/angle return 16 – Curved/no return 17* – Gull wing Knobs: 4 – Round Decorative* 50-91	MS**** – Magnetic stripe DV**** – Dual validation (magstripe and keypad) DVA**** – Other cylinder MSA**** – Other cylinder	626 690 626AM*  Satin* 606 612 613 619  Bright* 605 611 625	RH RHR LH LHR	8CE* – 8 cell battery holder assy with batteries 4SW – 4 cell shrink wrap battery P2*** – Phillips head screws KOS* – Key override sensor Thick Door* – Specify thickness 7/8** – Flat lip strike TAC/I* – Tactile Lever Inside TAC/O* – Tactile lever Outside TAC/B* – Tactile Lever Both TRK1**** – Track 1 TRK2**** – Track 2 TRK3**** – Track 3 WS – Windstorm Label (NOA Miami-Dade County)

\*Indicates extra cost option.

\*\*Indicates cost deduction.

\*\*\*T15 Torx security screws are supplied standard.

\*\*\*\*Must specify track number.

FUNCTION DESCRIPTION	FUNCTION CODE	COMPLETE WITH COMBINED CORE			LESS CORE
		PATENTED *	PREMIUM	STANDARD	
MAGNETIC STRIPE READER:					
45HG - Single Keyed Latch	DV	1475.00	1476.00	1465.00	1401.00
45HG - Single Keyed Deadbolt	TV	1503.00	1504.00	1493.00	1429.00
45HG - Non-keyed Latch	NV	N/A	N/A	N/A	1340.00
45HG - Non-keyed Deadbolt	LV	N/A	N/A	N/A	1368.00
MAG STRIPE/KEYPAD DUAL VALIDATION READER:					
45HG - Single Keyed Latch	DV	1656.00	1657.00	1646.00	1582.00
45HG - Single Keyed Deadbolt	TV	1689.00	1690.00	1679.00	1615.00
45HG - Non-keyed Latch	NV	N/A	N/A	N/A	1521.00
45HG - Non-keyed Deadbolt	LV	N/A	N/A	N/A	1554.00

\*Patented pricing shown is for CORMAX patented keying system. Add \$20.00 for BEST Preferred patented keying.

EXTRA COST OPTIONS*	OPTION CODE	ADD-ON
Satin finishes (per lock)	606, 612, 613, 619 etc.	59.00
Bright finishes (per lock)	605, 611, 625, etc.	115.00
UltraShield antimicrobial finish	626AM	127.00
Thick door	Specify thickness	85.00
Tactile both levers/knobs**	TAC/B	120.00
Tactile outside lever/knob**	TAC/O	61.00
Tactile inside lever/knob**	TAC/I	61.00
7/8" Lip-to-center strike	7/8 LTC	22.00
12, 17 Lever Design	12, 17	66.00
Decorative Lever Design	50-91	211.00
Extended Life Battery	8CE	68.00
Key Override Sensor	KOS	36.00

\*\*Not available on #17 levers.

**COST DEDUCTIONS	OPTION CODE	DEDUCT
Less cylinder option (Deduct from complete price)	0	61 .00



## 9KG Offline G Series Cylindrical Locks

### How To Order

9KG	3	7	DV	14	MS	STK	626	
Series	Backset	Core Housing	Function Code	Lever Style	Rose Style	Strike Package	Finish	Options
9KG	3 – 2-3/4" 4* – 3-3/4" 5* – 5"	0*** – Non-IC Prep 6** – 6 pin non-IC cylinder 7 – 7-pin housing; accepts all BEST cores	DV – with key	4 – Round knob 14 – Curved with return 15 – Contour with angle return 16 – Curved without return	MS***** – Magnetic stripe DV***** – Dual validation (magstripe and keypad)	STK - Standard S3 - ANSI S3 - 7/8" Lip to Center Strike S3B* - ANSI (Strike w/ Plastic Box) S3B 7/8" - ANSI (Strike w/ Plastic Box)	626 690 626AM* Satin* 606 612 Bright* 605 625	8CE* – 8 cell battery holder assy with batteries 4SW – 4 cell shrink wrap battery P2**** – Phillips head screws FM – Free Motion 3/4* – 3/4" throw latch OB** – non-IC zero-bitted KA** – non-IC keyed alike KD** – non-IC keyed different COR*** – Non IC Corbin-Russwin MED*** – Non IC Medeco SAR*** – Non IC Sargent SCH*** – Non IC Schlage YAL*** – Non IC Yale SCHRC*** – Schlage RC (14 & 15 lever only) AL/O* – Abrasive Lever Outside AL/I* – Abrasive Lever Inside AL/B* – Abrasive Lever Both TL/O* – Tactile Lever Outside TL/I* – Tactile Lever Inside TL/B* – Tactile Lever Both FRL – Full Radius Latch TRK1***** – Track 1 TRK2***** – Track 2 TRK3***** – Track 3 WS – Windstorm Label (NOA Miami-Dade County)

\* Indicates extra cost option.

\*\* Six-pin cylinder in Schlage "C" keyway included with OB, KA, KD options. Must specify "6" for core housing.

\*\*\* Cylinder not included with COR, MED, SAR, SCH, YAL, or SCHRC options. Must specify "0" for core housing.

\*\*\*\* T15 Torx security screws are supplied standard.

\*\*\*\*\* Must specify track number.

FUNCTION DESCRIPTION	FUNCTION CODE	COMPLETE WITH COMBINATED CORE			LESS CORE	NON-IC CYLINDER OB, KA, KD
		PATENTED*	PREMIUM	STANDARD		
<b>MAGNETIC STRIPE READER:</b>						
9KG - Single keyed lock	DV	1344.00	1345.00	1334.00	1270.00	1315.00
<b>MAG STRIPE/KEYPAD DUAL VALIDATION READER:</b>						
9KG - Single keyed lock	DV	1535.00	1536.00	1525.00	1461.00	1506.00

EXTRA COST OPTIONS*	OPTION CODE	ADD-ON
Satin finishes (per lock)	606, 612, 613, etc.	59.00
Bright finishes (per lock)	605, 625, 629, etc.	115.00
UltraShield antimicrobial finish	626AM	127.00
3/4" throw latch	3/4	31.00
Special backsets	94KG / 95KG	21.00
Abrasive lever both sides	AL/B	43.00
Abrasive lever outside	AL/O	22.00
Abrasive lever inside	AL/I	22.00
Tactile lever both sides	TL/B	84.00
Tactile lever outside	TL/O	43.00
Tactile lever inside	TL/I	43.00
7/8" Lip-to-center strike	S3 7/8	22.00
Strike with plastic box	S3B or S3B 7/8	2.20
Extended Life Battery	8CE	68.00
Full radius latch	FRL	21.00

\*Patented pricing shown is for CORMAX patented keying system.  
Add \$20.00 for BEST Preferred patented keying.

PART DESCRIPTION	PART NUMBER	PART PRICE
2-3/4" deadlocking latch	8KL3	72.00
3-3/4" deadlocking latch	8KL4	91.00
5" deadlocking latch	8KL5	91.00
Standard strike package	8KS2	7.10
ANSI strike package	8KS3	21.00
Throw member 7-pin	B54200	1.60



## EXG Offline G Series Exit Trim

### How To Order

EXG	7	EV	15	MS	626	RHR	PH2	RM	
Series	Core Housing	Function Code	Lever Style	Trim Style	Finish	Door Hand	Manf.	Locking Type	Options
EXG	0 – Less Core Housing 7 – 7-pin housing; accepts all BEST cores	EV – With key** NV – Without key	14 – Curved w/ return 15 – Contour w/ angle return	MS**** – Magnetic stripe DV**** – Dual validation (magstripe and keypad)	626 690 626AM*  Satin* 606 613	RHR LHR	VD9** – Von Duprin 98/99 series PH2 – Precision Hardware 2000 series SA8 – Sargent 8000 Series***	RM – Rim*** MO – Mortise RD – Surface and concealed vertical rods	SH* – Security head screws TRK1**** – Track 1 TRK2**** – Track 2 TRK3**** – Track 3

\*Indicates extra cost option; see below.

\*\*The EV function (key override) is not available on the Von Duprin Mortise type.

\*\*\*SA8 Only available with Rim Type device. SA8 does not work with EV function (Key Override).

\*\*\*\*Must specify track number.

FUNCTION DESCRIPTION	FUNCTION CODE	COMPLETE WITH CORE			LESS CORE LIST PRICE
		PATENTED*	PREMIUM	STANDARD	
<b>MAGNETIC STRIPE READER:</b>					
EXG - Exit Trim - single keyed	EV	1794.00	1795.00	1784.00	1720.00
EXG - Exit Trim - non keyed	NV	N/A	N/A	N/A	1659.00
<b>MAG STRIPE/KEYPAD DUAL VALIDATION READER:</b>					
EXG - Exit Trim - single keyed	EV	1983.00	1984.00	1973.00	1909.00
EXG - Exit Trim - non keyed	NV	N/A	N/A	N/A	1848.00

EXTRA COST OPTIONS*	OPTION CODE	ADD-ON
Satin finishes (per lock)	606, 613, etc.	59.00
UltraShield antimicrobial finish	626AM	127.00
Security head screws	SH	22.00

\*Patented pricing shown is for CORMAX patented keying system. Add \$20.00 for BEST Preferred patented keying.



## 45HBV Offline V Series Mortise Locks

### How To Order

45HBV	7	TV	14	MS	626	RH	
Series	Core Housing	Function Code	Lever Style	Trim Style	Finish	Door Hand	Options
45HBV	0** – Less Core Housing 7 – 7-pin housing; accepts all BEST cores	DV – Latch w/key TV – Deadbolt w/key LV – Deadbolt w/o key NV – Latch w/o key	Levers: 3 – Solid tube/return 12* – Solid tube/no return 14 – Curved/return 15 – Contour/angle return 16 – Curved/no return 17* – Gull wing Knobs: 4 – Round Decorative* 50-91	MS**** – Magnetic stripe DV**** – Dual validation (magstripe and keypad) PH – Proximity HID® PM – Proximity Indala® DVA**** – Dual Validation Adaptation MSA**** – Magstripe Adaptation PHA – Prox HID® Adaptation PMA – Prox Motorola Adaptation SC - HID® iClass®	626 630 690 626AM* 630AM* Satin* 606 612 613 619 Bright* 605 611 625 629	RH RHR LH LHR	8CE* – 8 cell battery holder assy with batteries 4SW – 4 cell shrink wrap battery P2*** – Phillips head screws KOS* – Key override sensor Thick Door* – Specify thickness 7/8"* – Flat lip strike TAC/I* – Tactile Lever Inside TAC/O* – Tactile lever Outside TAC/B* – Tactile Lever Both TRK1**** – Track 1 TRK2**** – Track 2 TRK3**** – Track 3 MWIE – Motorola 26 bit Wiegand H26B – HID 26 bit Wiegand H37B – HID 37 bit Wiegand WS – Windstorm Label (NOA Miami-Dade County)

\*Indicates extra cost option.

\*\*Indicates cost deduction.

\*\*\*T15 Torx security screws are supplied standard.

\*\*\*\*Must specify track number.

FUNCTION DESCRIPTION	FUNCTION CODE	COMPLETE WITH COMBINED CORE			LESS CORE
		PATENTED*	PREMIUM	STANDARD	
MAGNETIC STRIPE READER:					
45HBV - Single Keyed Latch	DV	1705.00	1706.00	1695.00	1631.00
45HBV - Single Keyed Deadbolt	TV	1721.00	1722.00	1711.00	1647.00
45HBV - Non-keyed Latch	NV	N/A	N/A	N/A	1570.00
45HBV - Non-keyed Deadbolt	LV	N/A	N/A	N/A	1586.00
MAG STRIPE/KEYPAD DUAL VALIDATION READER:					
45HBV - Single Keyed Latch	DV	1884.00	1885.00	1874.00	1810.00
45HBV - Single Keyed Deadbolt	TV	1886.00	1887.00	1876.00	1812.00
45HBV - Non-keyed Latch	NV	N/A	N/A	N/A	1749.00
45HBV - Non-keyed Deadbolt	LV	N/A	N/A	N/A	1751.00
HID PROXIMITY READER:					
45HBV - Single Keyed Latch	DV	2293.00	2294.00	2283.00	2219.00
45HBV - Single Keyed Deadbolt	TV	2314.00	2315.00	2304.00	2240.00
45HBV - Non-keyed Latch	NV	N/A	N/A	N/A	2158.00
45HBV - Non-keyed Deadbolt	LV	N/A	N/A	N/A	2179.00
INDALA (MOTOROLA) PROXIMITY READER:					
45HBV - Single Keyed Latch	DV	2470.00	2471.00	2460.00	2396.00
45HBV - Single Keyed Deadbolt	TV	2491.00	2492.00	2481.00	2417.00
45HBV - Non-keyed Latch	NV	N/A	N/A	N/A	2335.00
45HBV - Non-keyed Deadbolt	LV	N/A	N/A	N/A	2356.00

\*Patented pricing shown is for CORMAX patented keying system. Add \$20.00 for BEST Preferred patented keying.



## 45HBV Offline V Series Mortise Locks (continued)

EXTRA COST OPTIONS*	OPTION CODE	ADD-ON
Satin finishes (per lock)	606, 612, 613, 619 etc.	59.00
Bright finishes (per lock)	605, 611, 625, etc.	115.00
UltraShield antimicrobial finish	626AM, 630AM	127.00
Thick door	Specify thickness	85.00
Tactile both levers/knobs**	TAC/B	120.00
Tactile outside lever/knob**	TAC/O	61.00
Tactile inside lever/knob**	TAC/I	61.00
Security head screws	SH	22.00
7/8" Lip-to-center strike	7/8 LTC	22.00
12, 17 Lever Design	12, 17	66.00
Decorative Lever Design	50-91	211.00
Extended Life Battery	8CE	68.00
Key Override Sensor	KOS	36.00

\*\*Not available on #17 levers.

**COST DEDUCTIONS	OPTION CODE	DEDUCT
Less cylinder option (Deduct from complete price)	0	61.00

\*Patented pricing shown is for CORMAX patented keying system. Add \$20.00 for BEST Preferred patented keying.



## 9KBV Offline V Series Cylindrical Locks

### How To Order

9KBV	3	7	DV	14	MS	STK	626	
Series	Backset	Core Housing	Function Code	Lever Style	Rose Style	Strike Package	Finish	Options
9KBV	3 – 2-3/4" – 4* – 3-3/4" – 5* – 5"	0*** – Non-IC Prep 6** – 6 pin non-IC cylinder 7 – 7-pin housing; accepts all BEST cores	DV – with key	4 – Round knob 14 – Curved with return 15 – Contour with angle return 16 – Curved without return	MS***** – Magnetic stripe DV***** – Dual validation (magstripe and keypad) PH – Proximity HID® PM – Proximity Indala® SC – HID® iClass®	STK – Standard S3 – ANSI S3 7/8* – Lip to center strike S3B* – ANSI (Stike w/ Plastic Box) S3B 7/8* – ANSI (Stike w/ Plastic Box)	626 690 626AM*  Satin* 606 612  Bright* 605 625	8CE* – 8 cell battery holder assy with batteries 4SW – 4 cell shrink wrap battery P2***** – Phillips head screws FM – Free Motion 3/4* – 3/4" throw latch 0B** – non-IC zero-bitted KA** – non-IC keyed alike KD** – non-IC keyed different COR*** – Non IC Corbin-Russwin MED*** – Non IC Medeco SAR*** – Non IC Sargent SCH*** – Non IC Schlage YAL*** – Non IC Yale SCHRC*** – Schlage RC (14 & 15 lever only) AL/O* – Abrasive Lever Outside AL/I* – Abrasive Lever Inside AL/B* – Abrasive Lever Both TL/O* – Tactile Lever Outside TL/I* – Tactile Lever Inside TL/B* – Tactile Lever Both FRL – Full Radius Latch TRK1***** – Track 1 TRK2***** – Track 2 TRK3***** – Track 3 MWIE – Motorola 26 bit Wiegand H26B – HID 26 bit Wiegand H37B – HID 37 bit Wiegand WS – Windstorm Label (NOA Miami-Dade County)
<p>* Indicates extra cost option.  ** Six-pin cylinder in Schlage "C" keyway included with 0B, KA, KD options. Must specify "6" for core housing.  *** Cylinder not included with COR, MED, SAR, SCH, YAL, or SCHRC options. Must specify "0" for core housing.  **** T15 Torx security screws are supplied standard.  ***** Must specify track number.</p>								

DESCRIPTION	FUNCTION CODE	COMPLETE WITH COMBINATION CORE			LESS CORE	NON-IC CYLINDER 0B, KA, KD
		PATENTED*	PREMIUM	STANDARD		
MAGNETIC STRIPE READER:						
9KBV - Single keyed lock	DV	1551.00	1552.00	1541.00	1477.00	1522.00
MAG STRIPE/KEYPAD DUAL VALIDATION READER:						
9KBV - Single keyed lock	DV	1731.00	1732.00	1721.00	1657.00	1702.00
HID PROXIMITY READER:						
9KBV - Single keyed lock	DV	2144.00	2145.00	2134.00	2070.00	2115.00
INDALA (MOTOROLA) PROXIMITY READER:						
9KBV - Single keyed lock	DV	2308.00	2309.00	2298.00	2234.00	2279.00

EXTRA COST OPTIONS*	OPTION CODE	ADD-ON
Satin finishes (per lock)	606, 612, 613, etc.	59.00
Bright finishes (per lock)	605, 625, 629, etc.	115.00
UltraShield antimicrobial finish	626AM	127.00
3/4" throw latch	3/4	31.00
Special backsets	94KBV / 95KBV	21.00
Abrasive lever both sides	AL/B	43.00
Abrasive lever outside	AL/O	22.00
Abrasive lever inside	AL/I	22.00
Tactile lever both sides	TL/B	84.00
Tactile lever outside	TL/O	43.00
Tactile lever inside	TL/I	43.00
7/8" Lip-to-center strike	S3 7/8	22.00
Strike with plastic box	S3B or S3B 7/8	2.20
Extended Life Battery	8CE	68.00
Full radius latch	FRL	21.00

\*Patented pricing shown is for CORMAX patented keying system.  
Add \$20.00 for BEST Preferred patented keying.

PART DESCRIPTION	PART NUMBER	PART PRICE
2-3/4" deadlocking latch	8KL3	72.00
3-3/4" deadlocking latch	8KL4	91.00
5" deadlocking latch	8KL5	91.00
Standard strike package	8KS2	7.10
ANSI strike package	8KS3	21.00
Throw member 6-pin / 7-pin	71217417 / B54200	1.60





## EXBV Offline V Series Exit Trim

### How To Order

EXBV	7	EV	15	MS	626	RHR	PH2	RM	
Series	Core Housing	Function Code	Lever Style	Trim Style	Finish	Door Hand	Manf.	Locking Type	Options
EXBV	0 – Less Core Housing 7 – 7-pin housing; accepts all BEST cores	EV – With key** NV – Without key	14 – Curved w/ return 15 – Contour w/ angle return	MS**** – Magnetic stripe DV**** – Dual validation (magstripe and keypad) PH – Proximity HID® PM – Proximity Indala® SC – HID® iClass®	626 690 626AM*  Satin* 606 613	RHR LHR	PH2 – Precision Hardware 2000 series VD9** – Von Duprin 98/99 series SA8 – Sargent 8000 Series***	RM – Rim MO – Mortise RD – Surface and concealed vertical rods	SH* – Security head screws TRK1**** – Track 1 TRK2**** – Track 2 TRK3**** – Track 3 MWIE – Motorola 26 bit Wiegand H26B – HID 26 bit Wiegand H37B – HID 37 bit Wiegand

\*Indicates extra cost option; see below.

\*\*The EV function (key override) is not available on the Von Duprin Mortise type.

\*\*\*SA8 Only available with Rim Type device. SA8 does not work with EV function (Key Override).

\*\*\*\*Must specify track number.

DESCRIPTION	FUNCTION CODE	COMPLETE WITH COMBINATED CORE			LESS CORE
		PATENTED *	PREMIUM	STANDARD	
MAGNETIC STRIPE READER:					
EXBV - Exit Trim - single keyed	EV	1929.00	1930.00	1919.00	1855.00
EXBV - Exit Trim - non keyed	NV	N/A	N/A	N/A	1794.00
MAG STRIPE/KEYPAD DUAL VALIDATION READER:					
EXBV - Exit Trim - single keyed	EV	2116.00	2117.00	2106.00	2042.00
EXBV - Exit Trim - non keyed	NV	N/A	N/A	N/A	1981.00
HID PROXIMITY READER:					
EXBV - Exit Trim - single keyed	EV	2541.00	2542.00	2531.00	2467.00
EXBV - Exit Trim - non keyed	NV	N/A	N/A	N/A	2406.00
INDALA (MOTOROLA) PROXIMITY READER:					
EXBV - Exit Trim - single keyed	EV	2714.00	2715.00	2704.00	2640.00
EXBV - Exit Trim - non keyed	NV	N/A	N/A	N/A	2579.00

\*Patented pricing shown is for CORMAX patented keying system. Add \$20.00 for BEST Preferred patented keying.

EXTRA COST OPTIONS*	OPTION CODE	ADD-ON
Satin finishes (per lock)	606, 613, etc.	59.00
UltraShield antimicrobial finish	626AM	127.00
Security head screws	SH	22.00



## 45HM IDH MAX™ Mortise Locks

### How To Order

45HM	7	DEU	14	MS	626	RH	
Series	Core Housing	Function Code	Lever Style	Trim Style	Finish	Door Hand	Options
45HM	0** – Less Core Housing 7 – 7-pin housing; accepts all BEST cores	DEU – Electrically unlocked DEL – Electrically locked NXEU – Electrically unlocked NXEL – Electrically Locked TDEU – Electrically Unlocked TDEL – Electrically Locked LEU – Electrically unlocked LEL – Electrically locked	Levers: 3 – Solid tube/return 4 – Round 12* – Solid tube/no return 14 – Curved/return 15 – Contour/angle return 16 – Curved/no return 17* – Gull wing  Decorative* 50-91	MS**** – Magnetic stripe PH – Proximity HID® PM – Proximity Indala® MSA**** – Magstripe Adaptation PHA – Proximity HID Adaptation PMA – Proximity Motorola Adaptation SC - HID® iClass®	626 630 690 626AM* 630AM* Satin* 606 612 613 Bright* 605 611 625 629	RH RHRB LH LHRB	P2*** – Phillips head screws Thick Door* – Specify thickness 7/8** – Flat lip strike 1300* – Mercury Direct Connect TAC/1* – Tactile Lever Inside TAC/O* – Tactile lever Outside TAC/B* – Tactile Lever Both MWIE – Motorola 26 bit Wiegand H26B – HID 26 bit Wiegand H37B – HID 37 bit Wiegand TRK2**** - Track 2 TRK3**** - Track 3

\* Indicates extra cost; see below.

\*\* Indicates cost deduction; see below.

\*\*\*T15 Torx security screws are supplied standard.

\*\*\*\*Must specify track number.

DESCRIPTION	FUNCTION CODE	COMPLETE WITH COMBINED CORE			LESS CORE
		PATENTED*	PREMIUM	STANDARD	
<b>MAGNETIC STRIPE READER:</b>					
45HM - Single Keyed Latch	DEU, DEL	2121.00	2122.00	2111.00	2047.00
45HM - Non-keyed Latch	NXEU, NXEL	N/A	N/A	N/A	1986.00
45HM - Single Keyed Deadbolt	TDEU, TDEL	2142.00	2143.00	2132.00	2068.00
45HM - Non-keyed Deadbolt	LEU, LEL	N/A	N/A	N/A	2007.00
<b>HID PROXIMITY READER:</b>					
45HM - Single Keyed Latch	DEU, DEL	2734.00	2735.00	2724.00	2660.00
45HM - Non-keyed Latch	NXEU, NXEL	N/A	N/A	N/A	2599.00
45HM - Single Keyed Deadbolt	TDEU, TDEL	2738.00	2739.00	2728.00	2664.00
45HM - Non-keyed Deadbolt	LEU, LEL	N/A	N/A	N/A	2603.00
<b>INDALA (MOTOROLA) PROXIMITY READER:</b>					
45HM - Single Keyed Latch	DEU, DEL	2922.00	2923.00	2912.00	2848.00
45HM - Non-keyed Latch	NXEU, NXEL	N/A	N/A	N/A	2787.00
45HM - Single Keyed Deadbolt	TDEU, TDEL	2927.00	2928.00	2917.00	2853.00
45HM - Non-keyed Deadbolt	LEU, LEL	N/A	N/A	N/A	2792.00
<b>ICLASS SMART CARD READER</b>					
45HM - Single keyed latch	DEU, DEL	2711.00	2712.00	2701.00	2637.00
45HM - Non-Keyed Latch	NXEU, NXEL	N/A	N/A	N/A	2571.00
45HM - Single Keyed Deadbolt	TDEU, TDEL	2733.00	2734.00	2723.00	2659.00
45HM - Non-keyed Deadbolt	LEU, LEL	N/A	N/A	N/A	2593.00

\*Patented pricing shown is for CORMAX patented keying system. Add \$20.00 for BEST Preferred patented keying.



## 45HM IDH MAX™ Mortise Locks (continued)

EXTRA COST OPTIONS*	OPTION CODE	ADD-ON
Satin finishes (per lock)	606, 612, 613, 619 etc.	59.00
Bright finishes (per lock)	605, 611, 625, etc.	115.00
UltraShield antimicrobial finish	626AM, 630AM	127.00
Thick door	Specify thickness	85.00
Tactile both levers/knobs**	TAC/B	120.00
Tactile outside lever/knob**	TAC/O	61.00
Tactile inside lever/knob**	TAC/I	61.00
7/8" Lip-to-center strike	7/8 LTC	22.00
12, 17 Lever Design	12, 17	66.00
Decorative Lever Design	50-91	211.00
Integrated Mercury Single Reader Interface board	1300	642.00

\*\*Not available on #17 levers.

1300 Option - Integrated reader electronics board embedded behind the escutcheon, secured and out of sight. This option functions with B.A.S.I.S. / LENEL On Guard on-line equipment only.

**COST DEDUCTIONS	OPTION CODE	DEDUCT
Less cylinder option (Deduct from complete price)	0	61 .00



## 9KM IDH MAX™ Cylindrical Locks

### How To Order

9KM	3	7	DDEU	14	MS	STK	626	
Series	Back-set	Core Housing	Function Code	Lever Style	Rose Style	Strike Package	Finish	Options
9KM	3 – 2-3/4" 4* – 3-3/4" 5* – 5"	0*** – Non-IC Prep 6** – 6 pin non-IC cylinder 7 – 7-pin housing; accepts all BEST cores	DDEU – Electrically unlocked DDEL ***** – Electrically locked	14 – Curved with return 15 – Contour with angle return 16 – Curved without return	MS***** – Magnetic stripe PH – Proximity HID® PM – Proximity Indala® SC – HID® iClass®	STK – Standard S3 – ANSI S3 7/8* – Lip to center strike LS – Less Strike S3B* - ANSI (Strike w/ Plastic Box) S3B 7/8* - ANSI (Strike w/ Plastic Box)	626 690 626AM*  Satin* 606 612 613 619 622  Bright* 605 611 625	LM – Lost motion P2**** – Phillips head screws 3/4* – 3/4" throw latch 1300* – Mercury Direct Connect COR*** – Non IC Corbin-Russwin MED*** – Non IC Medeco SAR*** – Non IC Sargent SCH*** – Non IC Schlage YAL*** – Non IC Yale SCHRC*** – Schlage RC (14 & 15 lever only) AL/O* – Abrasive Lever Outside AL/I* – Abrasive Lever Inside AL/B* – Abrasive Lever Both TL/O* – Tactile Lever Outside TL/I* – Tactile Lever Inside TL/B* – Tactile Lever Both FRL – Full Radius Latch MWIE – Motorola 26 bit Wiegand H26B – HID 26 bit Wiegand H37B – HID 37 bit Wiegand TRK2***** - Track 2 TRK3***** - Track 3 C-PRE – Terminated Quick Connect Plug
<p>* Indicates extra cost option.  ** Six-pin cylinder in Schlage "C" keyway included with 0B, KA, KD options. Must specify "6" for core housing.  *** Cylinder not included with COR, MED, SAR, SCH, YAL, or SCHRC options. Must specify "0" for core housing.  ****T15 Torx security screws are supplied standard.  *****DDEL is not available when using 1300 option.  *****Must specify track number.</p>								

FUNCTION DESCRIPTION		FUNCTION CODE	COMPLETE WITH COMBINATED CORE			LESS CORE	NON-IC CYLINDER 0B, KA, KD
			PATENTED *	PREMIUM	STANDARD		
MAGNETIC STRIPE READER							
9KM - Single keyed lock	DDEU, DDEL	2026.00	2027.00	2016.00	1952.00	1997.00	
HID PROXIMITY READER							
9KM - Single keyed lock	DDEU, DDEL	2633.00	2634.00	2623.00	2559.00	2604.00	
INDALA (MOTOROLA) PROXIMITY READER:							
9KM - Single keyed lock	DDEU, DDEL	2811.00	2812.00	2801.00	2737.00	2782.00	
ICLASS SMART CARD READER							
9KM - Single keyed latch	DDEU, DDEL	2711.00	2712.00	2701.00	2637.00	2682.00	

\*Patented pricing shown is for CORMAX patented keying system. Add \$20.00 for BEST Preferred patented keying.

EXTRA COST OPTIONS*	OPTION CODE	ADD-ON
Satin finishes (per lock)	606, 612, 613, etc.	59.00
Bright finishes (per lock)	605, 625, 629, etc.	115.00
UltraShield antimicrobial finish	626AM	127.00
3/4" throw latch	3/4	31.00
Special backsets	94KM / 95KM	21.00
Abrasive lever both sides	AL/B	43.00
Abrasive lever outside	AL/O	22.00
Abrasive lever inside	AL/I	22.00
Tactile lever both sides	TL/B	84.00
Tactile lever outside	TL/O	43.00
Tactile lever inside	TL/I	43.00
7/8" Lip-to-center strike	S3 7/8	22.00
Strike with plastic box	S3B or S3B 7/8	2.20
Integrated Mercury Single Reader Interface board	1300	642.00
Full radius latch	FRL	21.00

1300 Option - Integrated reader electronics board embedded behind the escutcheon, secured and out of sight. This option functions with B.A.S.I.S. / LENEL On Guard on-line equipment only.

PARTS	PART NUMBER	PART PRICE
2-3/4" deadlocking latch	8KL3	72.00
3-3/4" deadlocking latch	8KL4	91.00
5" deadlocking latch	8KL5	91.00
Standard strike package	8KS2	7.10
ANSI strike package	8KS3	21.00
Throw member 6-pin / 7-pin	71217417 / B54200	1.60



## STANLEY Wi-Q™ Technology Wireless Access Management Software & Accessories

DESCRIPTION	PART NUMBER	PRICE
<b>Software</b>		
B.A.S.I.S / Wi-Q™ Interface	WQS-BAS-INT	222.00

DESCRIPTION	PART NUMBER	PRICE
<b>Portal Gateways (PG)</b>		
Portal Gateway for up to 64 Readers/Locks* with half wave dipole omnidirectional antenna (should only be used where PG is mounted in an open area, not in a ceiling or restricted signal area).	WQX-PG	1335.00
Portal Gateway for up to 64 Readers/Locks* with ceiling mount omnidirectional antenna.	WQX-PG-C	1555.00
Portal Gateway with enclosure, power supply and ceiling mount omnidirectional antenna	WQX-PG-C-B	1953.00
Portal Gateway in a mounting enclosure, without Power Supply. This would be used with Power Over Ethernet (POE) devices (not included)	WQX-PG-BP	1517.00
Portal Gateway in a mounting enclosure, with ceiling mount omnidirectional antenna, without Power Supply. This would be used with Power Over Ethernet (POE) devices (not included)	WQX-PG-C-BP	1737.00
Portal Gateway for up to 64 Readers/Locks* with wall mount directional antenna	WQX-PG-W	1753.00
Portal Gateway with enclosure, power supply and wall mount directional antenna	WQX-PG-W-B	2150.00

\*Does not imply that 64 readers/locks will be within distance/RF range to connect. Total number of portal gateways required is based on individual system survey and requirements.

<b>Wireless Access Controllers (WAC)</b>		
Wireless Access Controller with half wave dipole omnidirectional antenna (should only be used where WAC is mounted in an open area, not in a ceiling or restricted signal area).	WQX-WAC	901.00
Wireless Access Controller with ceiling mount omni directional antenna	WQX-WAC-C	1125.00
Wireless Access Controller in enclosure with power supply and ceiling mount omnidirectional antenna	WQX-WAC-C-B	1521.00
Wireless Access Controller with wall mount directional antenna	WQX-WAC-W	1321.00
Wireless Access Controller in enclosure with power supply and wall mount directional antenna	WQX-WAC-W-B	1719.00
Wireless Access Controller in Nema enclosure with power supply and exterior directional antenna	WQX-WAC-D-BW	2119.00
Wireless Access Controller in Nema enclosure with power supply and exterior omni-directional antenna	WQX-WAC-O-BW	2037.00
Wireless Access Controller sign-on keypad	WQD-WACPAD	475.00
Wireless Access Controller Survey Kit	WQD-Survey	5317.00
<b>Power and adapters</b>		
Sealed battery pack	VPD-BB	37.00
Plug-in Transformer (wall-mount) with 6' of cable	WQD-12827	37.00
Power over Ethernet Power Supply/Inserter	WQD-12927-001	135.00
Power over Ethernet Active Splitter with Isolation	WQD-12928-001	130.00
<b>Stanley Wi-Q™ Antennas &amp; Accessories</b>		
2.4 GHz Interior Ceiling Mount Omni-directional Antenna kit*	WQD-ACMO	284.00
2.4 GHz Interior/Exterior Wall mount directional antenna kit*	WQD-AWMD	480.00
2.4GHZ Exterior directional antenna**	WQD-AEMD	654.00
2.4GHZ Exterior omnidirectional mast mount kit**	WQD-AEMO	518.00
Exterior Antenna Grounding kit***	WQD-AGT	387.00
Surge Protection Kit	WQD-SURG	291.00
Cleaning Cards (box of 50)	VPDCLN	179.00
HID Proximity Card Enrollment Reader	RDR6081AKU	905.00

\*Antenna Kit include antenna, standard mount and 20' cable to connect to PG or WAC.

\*\*Antenna Kit includes antenna, wall and post mounts and 20' cable to connect to PG or WAC.

\*\*\*Grounding Kit includes coax grounding kit and lightning arrestor.



## BEST 45HQ Wireless Mortise Locks With STANLEY Wi-Q™ Technology

### How To Order

45HQ	7	TV	14	MS	626	RH	
Series	Core Housing	Function Code	Lever Style	Trim Style	Finish	Door Hand	Options
45HQ	0** – Less Core Housing 7 – 7-pin housing; accepts all BEST cores	DV – Latch w/key TV – Deadbolt w/key	Levers: 3 – Solid tube/return 12* – Solid tube/no return 14 – Curved/return 15 – Contour/angle return 16 – Curved/no return 17* – Gull wing Knobs: 4 – Round  Decorative* 50-91	MS**** – Magnetic stripe DV**** – Dual validation (magstripe and keypad) PH – Proximity HID® PM – Proximity Indala® DVA**** – Other cyl MSA**** – Other cyl PHA – Other cyl PMA – Other cyl SC - HID ® iClass ®	626 630 690 626AM* 630AM* Satin* 606 612 613 Bright* 605 611 625 629	RH RHRB LH LHRB	8CE* – 8 cell battery holder assy with batteries 4SW – 4 cell shrink wrap battery P2*** – Phillips head screws Thick Door* – Specify thickness 7/8"* – Flat lip strike TAC/I* – Tactile Lever Inside TAC/O* – Tactile lever Outside TAC/B* – Tactile Lever Both TRK1**** – Track 1 TRK2**** – Track 2 TRK3**** – Track 3 WS – Windstorm Label (NOA Miami-Dade County)

Note: Wireless locks come with Integrated Door Hardware (IDH) as standard -Request to Exit (RQE), door position switch (DS), latch bolt monitor switch (LS) and key-override switch (KOS) on DV Function.

\*Indicates extra cost option.

\*\*Indicates cost deduction.

\*\*\*T15 Torx security screws are supplied standard.

\*\*\*\*Must specify track number.

FUNCTION DESCRIPTION	FUNCTION CODE	COMPLETE WITH COMBINED CORE			LESS CORE
		PATENTED *	PREMIUM	STANDARD	
Magnetic stripe reader					
45HQ- Single Keyed Latch	DV	2020.00	2021.00	2010.00	1946.00
45HQ- Single Keyed Deadbolt	TV	2040.00	2041.00	2030.00	1966.00
Magnetic stripe/keypad dual validation reader					
45HQ- Single Keyed Latch	DV	2227.00	2228.00	2217.00	2153.00
45HQ- Single Keyed Deadbolt	TV	2248.00	2249.00	2238.00	2174.00
HID® Proximity reader					
45HQ- Single Keyed Latch	DV	2368.00	2369.00	2358.00	2294.00
45HQ- Single Keyed Deadbolt	TV	2494.00	2495.00	2484.00	2420.00
Indala® proximity reader					
45HQ- Single Keyed Latch	DV	2606.00	2607.00	2596.00	2532.00
45HQ- Single Keyed Deadbolt	TV	2731.00	2732.00	2721.00	2657.00
iClass Smart Card reader					
45HQ- Single Keyed Latch	DV	2606.00	2607.00	2596.00	2532.00
45HQ- Single Keyed Deadbolt	TV	2731.00	2732.00	2721.00	2657.00

\*Patented pricing shown is for CORMAX patented keying system. Add \$20.00 for Best Preferred patented keying.



## BEST 45HQ Wireless Mortise Locks With STANLEY Wi-Q™ Technology (continued)

EXTRA COST OPTIONS*	OPTION CODE	ADD-ON
Satin finishes (per lock)	606, 612, 613 etc.	59.00
Bright finishes (per lock)	605, 611, 625 etc.	115.00
UltraShield antimicrobial finish	626AM, 630AM	127.00
Thick door	Specify thickness	85.00
Tactile both levers/knobs**	TAC/B	120.00
Tactile outside lever/knob**	TAC/O	61.00
Tactile inside lever/knob**	TAC/I	61.00
7/8" Lip-to-center strike	7/8 LTC	22.00
12, 17 Lever Design	12, 17	66.00
Decorative Lever Design	50-91	211.00
Extended Life Battery	8CE	68.00

\*\*Not available on #17 levers.

**COST DEDUCTIONS	OPTION CODE	DEDUCT
Less cylinder option (Deduct from complete price)	0	61 .00



## BEST 9KQ Wireless Cylindrical Locks With STANLEY Wi-Q™ Technology

### How To Order

9KQ	3	7	DV	14	MS	STK	626	
Series	Backset	Core Housing	Function Code	Lever Style	Rose Style	Strike Package	Finish	Options
9KQ	3 – 2-3/4" 4* – 3-3/4" 5* – 5"	0*** – Non-IC Prep 6** – 6 pin non-IC cylinder 7 – 7-pin housing; accepts all BEST cores	DV – with key	14 – Curved with return 15 – Contour with angle return 16 – Curved without return 4 – Round knob	MS***** – Magnetic stripe DV***** – Dual validation (magstripe and keypad) PH – Proximity HID® PM – Proximity Indala® SC – HID® iClass®	STK – Standard S3 – ANSI S3 7/8* – Lip to center strike S3B* – ANSI (Stike w/ Plastic Box) S3B 7/8* – ANSI (Stike w/ Plastic Box)	626 690 626AM*  Satin* 606 612  Bright* 605 625	8CE* – 8 cell battery holder assy with batteries 4SW – 4 cell shrink wrap battery P2**** – Phillips head screws LM – Lost motion 3/4* – 3/4" throw latch 0B** – non-IC zero-bitted COR*** – non IC Corbin Russwin MED*** – non IC Medeco SAR*** – non IC Sargent SCH*** – non IC Schlage YAL*** – non IC Yale SCHRC*** – Schlage RC (14 & 15 lever only) AL/O* – Abrasive Lever Outside AL/I* – Abrasive Lever Inside AL/B* – Abrasive Lever Both TL/O* – Tactile Lever Outside TL/I* – Tactile Lever Inside TL/B* – Tactile Lever Both FRL – Full Radius Latch TRK1***** – Track 1 TRK2***** – Track 2 TRK3***** – Track 3 WS – Windstorm Label (NOA Miami-Dade County)

Note: Wireless locks come with Integrated Door Hardware (IDH) as standard -Request to Exit (RQE), Door Position Switch (DS)

\* Indicates extra cost option.

\*\* Six-pin cylinder in Schlage "C" keyway included with 0B, KA, KD options. Must specify "6" for core housing.

\*\*\* Cylinder not included with COR, MED, SAR, SCH, YAL, or SCHRC options. Must specify "0" for core housing.

\*\*\*\*T15 Torx security screws are supplied standard.

\*\*\*\*\*Must specify track number.

FUNCTION DESCRIPTION	FUNCTION CODE	COMPLETE WITH COMBINED CORE			LESS CORE	NON-IC CYLINDER 0B, KA, KD
		PATENTED*	PREMIUM	STANDARD		
<b>Magnetic Stripe Reader</b>						
9KQ - Single keyed lock	DV	1909.00	1910.00	1899.00	1835.00	1880.00
<b>Mag Stripe Keypad Dual Validation Reader</b>						
9KQ - Single keyed lock	DV	2124.00	2125.00	2114.00	2050.00	2095.00
<b>HID® Proximity Reader</b>						
9KQ - Single keyed lock	DV	2465.00	2466.00	2455.00	2391.00	2436.00
<b>Indala® Proximity Reader</b>						
9KQ - Single keyed lock	DV	2711.00	2712.00	2701.00	2637.00	2682.00
<b>iClass Smart Card Reader</b>						
9KQ - Single keyed lock	DV	2711.00	2712.00	2701.00	2637.00	2682.00

\*Patented pricing shown is for CORMAX patented keying system. Add \$20.00 for Best Preferred patented keying.

EXTRA COST OPTIONS*	OPTION CODE	ADD-ON
Satin finishes (per lock)	606, 612, 613, etc.	59.00
Bright finishes (per lock)	605, 625, 629, etc.	115.00
UltraShield antimicrobial finish	626AM	127.00
3/4" throw latch	3/4	31.00
Special backsets	94KQ / 95KQ	21.00
Abrasive lever both sides	AL/B	43.00
Abrasive lever outside	AL/O	22.00
Abrasive lever inside	AL/I	22.00
Tactile lever both sides	TL/B	84.00
Tactile lever outside	TL/O	43.00
Tactile lever inside	TL/I	43.00
7/8" Lip-to-center strike	3S 7/8	22.00
Strike with plastic box	S3B or S3B 7/8	2.20
Extended Life Battery	8CE	68.00
Full radius latch	FRL	21.00

PART DESCRIPTION	PART NUMBER	PRICE
2-3/4" deadlocking latch	8KL3	72.00
3-3/4" deadlocking latch	8KL4	91.00
5" deadlocking latch	8KL5	91.00
Standard strike package	8KS2 / 9KS2	7.10
ANSI strike package	8KS3 / 9KS3	21.00
Throw member 6-pin / 7-pin	71217417 / B54200	1.60





## BEST EXQ Wireless Exit Trim With STANLEY Wi-Q™ Technology

### How To Order

EXQ	7	EV	15	MS	626	RHR	PH2	RM	
Series	Core housing	Function code	Lever style	Trim style	Finish	Door hand	Mfg	Locking type	Options
EXQ	0 – Less Core Housing 7 – 7-pin housing; accepts all BEST cores	EV – With key** NV – Without key	14 – Curved w/ return 15 – Contour w/ angle return	MS*** – Magnetic stripe DV*** – Dual validation (magstripe and keypad) PH – Proximity HID® PM – Proximity Indala® SC – HID® iClass®	626 690 626AM*  Satin* 606 612 613	RHR LHR	PH2 – Precision Hardware 2000 series VD9** – Von Duprin 98/99 series	RM – Rim MO – Mortise RD – Surface and concealed vertical rods	SH* – Security head screws MT1*** – Track 1 MT2*** – Track 2 MT3*** – Track 3

Note: Wireless locks come standard with door position switch (DS), connector/input to connect to a RQE switch inside exit device. (RQE switch must be purchased separately for exit device brand and model).

Note: Latch Switch connector is also included for use with a latch switch indicator only on Precision exit devices.

\*Indicates extra cost option; see below.

\*\*The EV function (key override) is not available on the Von Duprin Mortise type.

\*\*\*Must specify track number.

FUNCTION DESCRIPTION	FUNCTION CODE	COMPLETE WITH COMBINED CORE			LESS CORE
		PATENTED*	PREMIUM	STANDARD	
<b>Magnetic Stripe Reader</b>					
EXQ - Exit Trim - single keyed	EV	2324.00	2325.00	2314.00	2250.00
EXQ - Exit Trim - non keyed	NV	N/A	N/A	N/A	2189.00
<b>Mag Stripe Keypad Dual Validation Reader</b>					
EXQ - Exit Trim - single keyed	EV	2542.00	2543.00	2532.00	2468.00
EXQ - Exit Trim - non keyed	NV	N/A	N/A	N/A	2407.00
<b>HID® Proximity Reader</b>					
EXQ - Exit Trim - single keyed	EV	2962.00	2963.00	2952.00	2888.00
EXQ - Exit Trim - non keyed	NV	N/A	N/A	N/A	2827.00
<b>Indala® Proximity Reader</b>					
EXQ - Exit Trim - single keyed	EV	3181.00	3182.00	3171.00	3107.00
EXQ - Exit Trim - non keyed	NV	N/A	N/A	N/A	3046.00
<b>iClass Smart Card Reader</b>					
EXQ - Exit Trim - single keyed	EV	3181.00	3182.00	3171.00	3107.00
EXQ - Exit Trim - non keyed	NV	N/A	N/A	N/A	3046.00

\*Patented pricing shown is for CORMAX patented keying system. Add \$20.00 for Best Preferred patented keying.

EXTRA COST OPTIONS*	OPTION CODE	ADD-ON
Satin finishes (per lock)	606, 612, 613	59.00
UltraShield antimicrobial finish	626AM	127.00
Security head screws	SH	22.00



## BEST Wireless Conversion Kits With STANLEY Wi-Q™ Technology

### How To Order

**Kit works on B.A.S.I.S. 9K and 40H Platforms**  
**Works on Magnetic Stripe, Dual Validation, HID® Proximity, and Indala® Proximity**  
**Kits will not work on 30H Mortise Platforms.**

SERIES STYLE	DESCRIPTION	PRICE
<b>WQCNKT-1 Cylindrical wireless upgrade kit</b>		
WQCNKT-1 Cylindrical wireless upgrade kit	Kit to convert a B.A.S.I.S. 9K V/G standalone lockset to a Stanley Wi-Q™ Wireless Lockset. Notes: 1) Kit includes a new 9K chassis with new motor, RQE hub and door position switch. 2) If the conversion kit will be used on a pre-2009 standalone lock with a HID Proximity Reader, it is highly recommended that a new HID Proximity reader is also purchased. The new style reader will provide better battery life than the pre-2009 HID Proximity Readers. (Part # 73132854S---B82399 45HQ HID PROX BEZEL SUB-ASSY HID)	1329.00
WQCNKT-2 Mortise DV function (without deadbolt) wireless upgrade kit with alarm functionality	Kit to convert a B.A.S.I.S. 45H V/G standalone lockset to a Stanley Wi-Q™ Wireless Lockset. Notes: 1) Kit also contains a new 45H DV mortise case which includes RQE, door position switch, latch position switch and key-override sensor to provide for full alarm functionality. 2) If the conversion kit will be used on a pre-2009 standalone lock with a HID Proximity Reader, it is highly recommended that a new HID Proximity reader is also purchased. The new style reader will provide better battery life than the pre-2009 HID Proximity Readers. (Part # 73132854S---B82399 45HQ HID PROX BEZEL SUB-ASSY HID)	1361.00
WQCNKT-3 Mortise TV function (with deadbolt) wireless upgrade kit with alarm functionality	Kit to convert a B.A.S.I.S. 45H V/G standalone lockset to a Stanley Wi-Q™ Wireless Lockset. Notes: 1) Kit also contains a new 45H TV mortise case which includes RQE, door position switch, deadbolt position switch, and key-override sensor to provide for full alarm functionality. 2) If the conversion kit will be used on a pre-2009 standalone lock with a HID Proximity Reader, it is highly recommended that a new HID Proximity reader is also purchased. The new style reader will provide better battery life than the pre-2009 HID Proximity Readers. (Part # 73132854S---B82399 45HQ HID PROX BEZEL SUB-ASSY HID)	1425.00

**Upgrade kits must be installed by a STANLEY Certified Technician for warranty purposes.**



## STANLEY ID Express Station™

### Remote Card Encoding System

The Stanley ID Express Station™ system provides the ability for cardholders to conduct self-managed transactions via a simple and user-friendly interface at a kiosk station. Existing cards can be updated, or temporary cards can be issued. The Stanley ID Express Station™ is only compatible with the B.A.S.I.S. Access Control Software.

PART NUMBER	DESCRIPTION	PRICE
SSK-IDEXPRESS-K	Stanley ID Express Station™ - Kiosk configuration with 17" Touchscreen monitor, magnetic stripe card dispenser/enrollment station, verification CCTV and Uninterruptible Power Supply, (see note regarding shipping/crating costs)*	40668.00
SSK-IDEXPRESS-DC	Stanley ID Express Station™ - Desktop Complete Configuration with Touchscreen monitor, magnetic stripe card dispenser/enrollment station and verification CCTV. Uninterruptible Power Supply is not included. An exterior placed UPS is recommended. (see note regarding shipping/crating costs)**	32811.00
SSK-IDEXPRESS-PROX	Additional Proximity card enrollment station for the K option Kiosk configuration	1166.00
SSK-IDEXPRESS-Logo	Placement of Customers LOGO on top of Kiosk. Customer must provide art-ready graphic in electronic format	616.00

#### Shipping/crating Charges:

\*The above unit pricing does not include the crating charge of \$350 and the shipping cost of \$375 per Kiosk purchase. These amounts are in addition to the per unit pricing. (additional rates apply outside of Contiguous United States)

\*\*The above unit pricing does not include the crating charge of \$250 and the shipping cost of \$275 per Desktop purchase. These amounts are in addition to the per unit pricing. (additional rates apply outside of Contiguous United States)

\*\*\*Applications utilizing dual validation locks (Card and Pin) will also require the OpenIT software module for the B.A.S.I.S management system. Refer to the Technical Support Group section for installation pricing.

#### Installation Requirement:

(Provided by Others) Electrical: Requires one (1) standard duplex 110VAC 30 amp circuit located within 2' of the equipment. Communications: Data Connection: Ethernet terminated with a RJ45 located within 2' of the equipment



## Electronic Lock Inside Escutcheon Conversion Kits

### How To Order

**Kit works on Keypad EZ, B.A.S.I.S. G, B.A.S.I.S. V, NT500, and Wi-Q products.  
Kits do not work on IDH Max products.**

### Cylindrical Conversion Kits

9KEKT		DV	626	
Series	Wireless or non-wireless	Function Code	Finish	Options
9KEKT – Cylindrical conversion kit	Q – Wi-Q Wireless Blank – Non-wireless	DV – Latch w/key	626 626AM* Satin* 606 612 613 Bright* 605 625 629	8CE* – 8 cell battery holder assy with batteries 4SW – 4 cell shrink wrap battery pack P2** – Phillips head screws

\*Indicates extra cost option; see below.

\*\*T15 Torx security screws are supplied standard.

### Mortise Conversion Kits

45HEKT	Q	TV	606	
Series	Wireless or non-wireless	Function Code	Finish	Options
45HEKT – Mortise conversion kit	Q – Wi-Q Wireless Blank – Non-wireless	DV – Latch w/key TV – Deadbolt w/key LV – Deadbolt w/o key NV – Latch w/o key	626 626AM* Satin* 606 612 613 Bright* 605 625 629	8CE* – 8 cell battery holder assy with batteries Thick Door* – Specify thickness P2** – Phillips head screws 4SW – 4 cell shrink wrap battery pack

\*Indicates extra cost option; see below.

\*\*T15 Torx security screws are supplied standard.

CONVERSION KIT	PRICE
<b>9KEKT Cylindrical conversion kit</b>	
Wi-Q Wireless	232.00
Non-wireless	110.00
<b>45HEKT Mortise conversion kit</b>	
Wi-Q Wireless	232.00
Non-wireless	110.00

EXTRA COST OPTIONS*	OPTION CODE	ADD-ON
Satin finish	606 612 613	59.00
Bright finish	605 625 629	115.00
UltraShield antimicrobial finish	626AM	127.00
Thick door	Specify thickness	85.00
Extended Life Battery	8CE	68.00

# OMNILOCK®

## WIRELESS

### 45HOM OMNILOCK Wireless Mortise Locks

#### How To Order

45HOM	7	DV	15	MDVW	H	B	626	RH	
Series	Core Housing	Function Code	Lever Style	Trim Style	Rose	Housing Finish	Finish	Door Hand	Options
45HOM	0 – Dummy Cylinder 7 – With IC Cylinder (core not included)	DV – Latch w/key TV – Deadbolt w/key	Levers: 3 – Tubular/return 14 – Curved/return 15 – Contour/angle return 16 – Curved/no return	MDVW – Dual validation (magstripe and keypad) KW – Keypad Reader MSW – Magnetic stripe PDVW – Dual Validation (HID Proximity and keypad) PHW – Proximity HID®	H	G - Grey B - Black	613 626 690 Satin 612*	RH RHR LH LHR	DSR* - Door Switch Monitor & RQE RQE* - Request to Exit KOS* - Key override bypass switch LSM* - Latch Switch Monitor Thick Door* - Specify Thickness W* - Weatherized Version (-4°F to +129°F) 7/8 LTC* - Flat Lip Strike WS – Windstorm Label (NOA Miami-Dade County)

Standard Trim is for indoor use only. (W) option is for -4°F to +129°F.

\*Indicates extra cost option

FUNCTION DESCRIPTION	FUNCTION CODE	WITH CYLINDER	LESS CYLINDER
<b>Dual validation reader magnetic stripe and keypad</b>			
45HOM- Single Keyed Latch	DV	2,695.00	2,628.00
45HOM- Single Keyed Deadbolt	TV	2,721.00	2,654.00
<b>Keypad reader</b>			
45HOM- Single Keyed Latch	DV	2,663.00	2,596.00
45HOM- Single Keyed Deadbolt	TV	2,691.00	2,624.00
<b>Magnetic stripe reader</b>			
45HOM- Single Keyed Latch	DV	2,663.00	2,596.00
45HOM- Single Keyed Deadbolt	TV	2,691.00	2,624.00
<b>HID proximity dual validation reader</b>			
45HOM- Single Keyed Latch	DV	2,904.00	2,837.00
45HOM- Single Keyed Deadbolt	TV	2,928.00	2,861.00
<b>HID® Proximity reader</b>			
45HOM- Single Keyed Latch	DV	2,871.00	2,804.00
45HOM- Single Keyed Deadbolt	TV	2,899.00	2,832.00

EXTRA COST OPTIONS*	OPTION CODE	ADD-ON
Satin finishes (per lock)	612	65.00
Thick door	Specify thickness	70.00
Key Override Sensor	KOS	169.00
Door Switch Monitor & RQE	DSR	169.00
Latch Switch Monitor	LSM	58.00
Weather Option	W	169.00
Request to Exit	RQE	166.00

# OMNILOCK®

## WIRELESS

### 9KOM OMNILOCK Wireless Cylindrical Locks

#### How To Order

9KOM	3	7	DV	15	MDVW	B	S3	626	
Series	Backset	Core Housing	Function Code	Lever Style	Trim Style	Housing Finish	Strike Package	Finish	Options
9KOM	3 – 2-3/4" 4* – 3-3/4" 5* – 5"	0** – Non-IC Prep 7 - BEST IC Handle (no core)	DV – with key	4 – Knob 14 – Curved with return 15 – Contour with angle return 16 – Curved without return	MDVW – Dual validation (mag-stripe and keypad) KW - Keypad Reader MSW – Magnetic stripe PDVW - Dual Validation (HID Proximity and keypad) PHW – Proximity HID®	G - Grey B - Black	STK – Standard S3 – ANSI 7/8 LTC* - Flat Lip Strike	613* 626 690 Satin 612*	ATB - Alternate through-bolt mounting DSR* - Door Switch Monitor & RQE RQE* - Request to Exit W* - Weatherized Version (-4°F to +129°F) FRL – Full Radius Latch COR** - non IC Corbin Russwin MED** - non IC Medeco SAR** - non IC Sargent SCH** - non IC Schlage YAL** - non IC Yale SCHRC** - Schlage large format removable core (14 & 15 lever only) WS – Windstorm Label (NOA Miami-Dade County)

Standard Trim is for indoor use only. (W) option is for -4°F to +129°F.

\* Indicates extra cost option.

\*\* Cylinder/core not included with COR, MED, SAR, SCH, YAL, or SCHRC options. Must specify "0" for core housing.

FUNCTION DESCRIPTION	TRIM STYLE	PRICE
<b>Dual Validation magstripe and keypad reader</b>		
9KOM Dual validation reader	MDVW	2,225.00
<b>Keypad Reader</b>		
9KOM - Keypad reader	KW	2,225.00
<b>Magnetic Stripe Reader</b>		
9KOM - Magnetic Stripe Reader	MSW	2,225.00
<b>Dual Validation HID Proximity and keypad reader</b>		
9KOM - Proximity dual validation reader	PDVW	2,470.00
<b>HID Proximity Card Reader</b>		
9KOM - Proximity card reader	PHW	2,470.00

EXTRA COST OPTIONS*	OPTION CODE	ADD-ON
Satin finishes (per lock)	612, 613	65.00
Door Switch Monitor & RQE	DSR	169.00
Weather Option	W	169.00
2-3/4" deadlocking latch	8KL3	72.00
3-3/4" deadlocking latch	8KL4	91.00
5" deadlocking latch	8KL5	91.00
Request to Exit	RQE	166.00
7/8" Lip-to-center strike	3S 7/8	22.00
Strike with plastic box	S3B or S3B 7/8	2.20
Full radius latch	FRL	21.00

# OMNILOCK®

## WIRELESS

### OMEM OMNILOCK Electric Modules

#### How To Order

OMEM	C	MDVW	B	
Backset	Lockset Type	Trim Style	Housing Finish	Options
OMEM	C – Cylindrical M – Mortise	MDVW – Dual validation (magstripe and keypad) PDVW – Dual validation (HID Proximity and keypad) Note: Proximity Only and Keypad only are not available	G – Grey B – Black	W* – Weatherized Version

Standard Trim is for indoor use only. (W) option is for -4°F to +129°F.

\* Indicates extra cost option.

NOTE: Lock Chassis with levers is NOT included

FUNCTION DESCRIPTION	FUNCTION CODE	OMNILOCK TRIM ONLY
<b>Cylindrical Dual Validation magstripe and keypad reader</b>		
OMEMC Cylindrical reader	MDVW	1,526.00
<b>Mortise Dual Validation magstripe and keypad reader</b>		
OMEMM Mortise reader	MDVW	1,542.00
<b>Cylindrical Dual Validation HID Proximity and keypad reader</b>		
OMEMC - Cylindrical reader	PDVW	1,715.00
<b>Mortise Dual Validation HID Proximity and keypad reader</b>		
OMEMM - Mortise reader	PDVW	1,729.00

EXTRA COST OPTIONS*	OPTION CODE	ADD-ON
Weather Option	W	169.00

# OMNILOCK®

## WIRELESS

### OMWMS OMNILOCK Wall Mount Systems

#### How To Order

OMWMS	BE	MDVW	B	
Backset	Core Housing	Trim Style	Housing Finish	Options
OMWMS	BE – (5E Cylinder is included, keyed independently with 2 keys)**	MDVW – Dual validation (magstripe and keypad) PDVW - Dual Validation (HID Proximity and keypad)	G - Grey B - Black	W* - Weatherized Version

Standard Trim is for indoor use only. (W) option is for -4°F to +129°F.

\* Indicates extra cost option.

\*\*5E Included with Price of Wall Mount Unit

Note: Each lock is keyed differently. Must special order to key alike. (Additional Net \$52.50 per order for keyed alike options)

FUNCTION DESCRIPTION	FUNCTION CODE	PRICE
<b>Dual Validation magstripe and keypad reader</b>		
OMWMS Dual validation reader	MDVW	1,885.00
<b>Dual Validation HID Proximity and keypad reader</b>		
OMWMS – Proximity dual validation reader	PDVW	2,116.00

EXTRA COST OPTIONS*	OPTION CODE	ADD-ON
Weather Option (-4°F to +129°F)	W	169.00



# OMNILOCK®

## WIRELESS

### QASOM Quick Adapter for Pre-2004 Cylindrical Schlage D Lever Locks

#### How To Order

QASOM	DVW	G	W
Quick Adaptor	Trim Style	Housing Finish	Options
QASOM	MDVW – Dual validation (magstripe and keypad) PDVW – Dual Validation (HID Proximity and keypad)	G – Grey B – Black	W* – Weatherized Version

Standard Trim is for indoor use only. (W) option is for -4°F to +129°F.

\* Indicates extra cost option.

FUNCTION DESCRIPTION	FUNCTION CODE	PRICE
<b>Dual Validation Reader (magnetic stripe and keypad)</b>		
QASOM Quick adapter with DV	MDVW	2,014.00
<b>HID Proximity Dual Validation reader (prox and keypad)</b>		
QASOM Quick adapter with proximity and keypad	PDVW	2,264.00

EXTRA COST OPTIONS*	OPTION CODE	ADD-ON
Weatherized Option (-4°F to +129°F)	W	169.00

# OMNILOCK®

## WIRELESS

### QAXOM OMNILOCK Wireless Quick Adapter for Exit Devices

#### How To Order

QAXOM	7	15	MDVW	B	626	PH2	RHRB	
Quick Adapter	Cylinder Housing	Lever Style	Trim Style	Housing Finish	Lever Finish	Adaptor Plate	Hand	Options
QAXOM	0 - Non-IC Handle (core not included) 7 BEST IC Handle (core not included)	14 – Curved/return 15 – Contour/angle return	MDVW – Dual validation (magstripe and keypad) KW – Keypad Reader MSW – Magnetic stripe PDVW – Dual Validation (HID Proximity and keypad) PHW – Proximity HID®	G – Grey B – Black	626 612 613	CY1 – Corbin/Russwin Yale Series** PH2 – Precision Hardware series** SA7 – Sargent 88 Series** SA8 – Sargent 88 Series** SA9 – Sargent 98 Series** VD9 – Von Duprin 98/99F series**	RHR LHR	W* – Weatherized

Standard Trim is for indoor use only. (W) option is for -4°F to +129°F.

\* Indicates extra cost option.

\*\* Adapter Plate ships same color as housing finish

FUNCTION DESCRIPTION	FUNCTION CODE	PRICE*
<b>Dual Validation Reader (magnetic stripe and keypad)</b>		
QAXOM Quick adapter with DV	MDVW	2,701.00
<b>Keypad Reader only</b>		
QAXOM Quick adapter with keypad only	KW	2,664.00
<b>Magnetic Stripe Reader</b>		
QAXOM Quick adapter with Magnetic stripe reader	MSW	2,664.00
<b>HID Proximity Dual Validation reader (prox and keypad)</b>		
QAXOM Quick adapter with proximity and keypad	PDVW	2,977.00
<b>HID Proximity card reader</b>		
QAXOM Quick adapter with proximity card reader	PHW	2,977.00

\*Core not included

EXTRA COST OPTIONS*	OPTION CODE	ADD-ON
Weatherized Option (-4°F to +129°F)	W	169.00
Thick Door - Specify Thickness	Thick Door	70.00

ADAPTER PLATE CONVERSION CHART		
Adapter Plate	VON DUPRIN EXIT DEVICE MODEL #	VON DUPRIN TRIM MODEL #
VD9	98F, 99F, 9827-F, 9927-F, 9847-F, 9947-F, 9848-F, 9948-F	990 DT, 990 NL, 110 NL, 990 TP, 991 K, 992 L, 696 NL, 697 NL, 696 TP, 697 TP, 996 DT, 997 DT
	PRECISION EXIT DEVICE MODEL #	PRECISION TRIM MODEL #
PH2	FL-1100 or 2100	1700
PH2	FL-1200 or 2200	2000
PH2	FL-1700 or 2700	3900
PH2	FL-1800 or 2800	1700 / 3900
	CORBIN RUSSWIN/YALE EXIT DEVICE MODEL #	CORBIN RUSSWIN/YALE TRIM MODEL #
CY1	ED5200A / 7100F	755, 759 / 526F, 526F
CY1	ED5470B / 7170F90	955, 957 / 626F, 627F
CY1	ED5860B / 7160F90	1310, 1355, 1357 / 535F, 533F, 532F
	SARGENT/ARROW EXIT DEVICE MODEL #	SARGENT/ARROW TRIM MODEL #
SA7	12-8800	ET, 88C-L, 88D-L, 88K-L, 88L-L, FLL, FLW, MAL, PTB
SA8	12-8888	STS
SA9	12-9800	ET, FLL, FLW, MAL, PTB, STS

# OMNILOCK®

## WIRELESS

### Access Control System Parts and Accessories

DESCRIPTION	PART NUMBER	LIST PRICE
<b>Magnetic Card and Proximity Card Encoders and enrollment stations</b>		
Track 2 magnetic stripe enrollment reader	OMD-11274	519.00
Tracks 1,2 and 3 magnetic stripe encoder	MSR20633BA	3,638.00
Proximity Card enrollment reader	OMD-11507-002	905.00
<b>Magnetic Cards, Proximity Cards, Fobs and Prox Tags</b>		
Track-2 Magnetic-Stripe Card, pre-programmed	OMD-10983-002	24.00
Track-2,3 Magnetic Stripe Card, non-programmed	OMD-10983-001	24.00
Track-2 Default Master ID Card	OMD-10983-003	21.00
Track-3 Magnetic-Stripe Card, pre-programmed	OMD-10983-004	21.00
Track-3 Default Master ID Card	OMD-10983-005	21.00
Cleaning Cards - Box of 50	VDPCLN	179.00
Prox Card II Card, Default Programmer Card	OMD-11879	15.00
<b>Replacement Batteries</b>		
Battery Pack, twin 'AA', Weatherized, set of two battery packs, For Option W only (-20 to +58 degrees Celsius)	OMD-12000	48.00
Battery Pack, Lithium, OM250	OMD-6610	74.00
<b>Weather covers and plates</b>		
Weatherized Shroud, Stainless	OMD-12911	391.00
Steel Gate Adapter	OMD-12293	143.00
Stainless Steel Flat Adapter Plate for cylindrical locks (1 each)	OMD-12061	72.00
Locknetics Cover Plate (626) covers CM-series cylindrical holes	OMD-11586	27.00

### OMNILOCK WAMS Demo Kit

NAME	DESCRIPTION	PART NUMBER	LIST PRICE
Wireless Survey Kit	Portal Gateway, telescopic mast with Omnidirectional antenna, 802.11 Wireless Router, 3 Wireless Door Beacons, Pelican Case.	WQD-Survey	5,317.00

# OMNILOCK®

## WIRELESS

### Non-Best Chassis for OMEM

Schlage ND Series		RHO	L	List Price 626, 605, 606, 613, 612	List Price KOS
Series	Function Code	Lever Style	PREMIUM	(Key Over-ride Sensor)	
OMSCH	ND80	ATH – Athens OME – Omega RHO – Rhodes SPA – Sparta	P – Standard Schlage C Keyway uncombined core J – Schlage large format IC handle - NO CORE L – LESS Standard core B – BEST format IC handle - NO CORE	1,980.00	145.00

Schlage L Series		06	A	L	RH	KOS	List Price 626, 605, 606, 613, 612	List Price KOS
Series	Function Code	Lever Style	Rose	Cylinder Prefix	Door Hand	Options	(Key Over-ride Sensor)	
OMSCH	L9070 – Mortise with latch	03 – Tubular 06 – Contour/angle return 07 – Curved/no return 17 – Curved/return	A – 2 1/8" Diameter B – 2 9/16" Diameter	P – Standard Schlage Cylinder C Keyway uncombined L – LESS cylinder	RH – Right hand LH – Left hand RHR – Right hand reverse LHR – Right hand reverse	KOS – Key override bypass switch by Stanley	2,427.00	62.00
	L9453 – Storeroom Mortise with Dead-bolt	03 – Tubular 06 – Contour/angle return 07 – Curved/no return 17 – Curved/return	A – 2 1/8" Diameter B – 2 9/16" Diameter	P – Standard Schlage Cylinder C Keyway uncombined L – LESS cylinder	RH – Right hand LH – Left hand RHR – Right hand reverse LHR – Right hand reverse	KOS – Key override bypass switch by Stanley	2,478.00	62.00

Schlage Mortise Cases Only for Omnilock - NO TRIM IS SUPPLIED (3-4 Week Delivery)			List Price	List Price KOS
Part #	Hand	Description	(Key Over-ride Sensor)	
L9070S	RH – Right hand	Schlage L9070 Omnilock Style Case without deadbolt - This is the body only, no trim is supplied	2,145.00	62.00
L9453S	RH – Right hand	Schlage L9453 Omnilock Style Case with deadbolt - This is the body only, no trim is supplied	2,472.00	62.00

# OMNILOCK®

## WIRELESS

### OMNILOCK Software

DESCRIPTION	PART NUMBER	PRICE
Omnilock Wireless Access Management Software-WAMS	QMS-12418-001	779.00

\*\* Current maximum capacity of Card Holders at any one wireless reader is 14,000 unique ID's

\*\*Systems sizes above 1024 Wireless Readers are supported. Host may require larger hard drive support for effective data base / file management.

\*\* Windows 7 is acceptable for small systems, mid to large systems may require Windows Server 2008

### Wireless Components

DESCRIPTION	PART NUMBER	PRICE
<b>Single Door Controllers</b>		
Single Door Controller sign-on keypad (required to sign-on a SDC)	WQD-WACPAD	475.00
<b>Portal Gateway and Single Door Controller Antennas</b>		
2.4 GHz Interior Ceiling Mount Omni directional Antenna kit*	WQD-ACMO	284.00
2.4 GHz Interior/Exterior Wall mount directional antenna kit*	WQD-AWMD	480.00
2.4GHZ Exterior omni directional mast mount kit**	WQD-AEMO	518.00
Backside Antenna Kit	731142855	217.00

\* Antenna Kit include antenna, standard mount and 20' cable to connect to Gateway.

\*\* Antenna Kit includes antenna, wall and post mounts and 20' cable to connect to SDC or PG's

<b>Conversion Kit (converts Omnilock non-wireless to wireless)</b>		
Kits consist of Wireless Circuit Board and an RF Transceiver antenna Kit. (non-weatherized)	OMD-12657-01	799.00
<b>Transformer - POE Devices - Modem</b>		
Plug in Transformer (wall-mount) with 6' of cable	OMD-12827	40.00
Power over Ethernet Power Supply/Inserter	OMD-12927-001	135.00
Power over Ethernet Active Splitter with Isolation	OMD-12928-001	130.00



## QUOTING & ORDERING

Price quotations are based on one (1) shipment to one (1) location, and are valid as identified in the quote but in no case longer than one year from the date of the quote. All exceptions will be evaluated on an individual basis.

All quotation requests will be provided by the Stanley Representative where the project is located.

**QUOTING PROCESS AND PROCEDURES:** The following information is necessary to secure a price quotation from Stanley.

- Distributor Name
- Distributor Location
- Distributor Contact Name & Phone Number
- Distributor e-mail contact
- Project Name
- Project Location
- Bid Date
- Architects Name, Phone Number, and Architects Location
- Specification Writer Name, Phone Number and Location
- Competitive Influence / Specification
- List of materials to be quoted

Every attempt will be made by Stanley to provide the price quotation in a timely manner. Upon completion, you will receive a copy of the quotation which will also include a valid quotation number. Once the project is secured, a copy of the quotation must accompany your purchase order and be forwarded to Stanley Customer Service Department in Indianapolis for processing.

**NON-STANDARD PRODUCT REQUEST:** Please contact your Stanley Representative to complete a Non-Standard Product Request Form. All requests should be submitted to the following email address:

**Email:** [product\\_request@sbdinc.com](mailto:product_request@sbdinc.com)

Upon receipt of a special order request, Stanley will review the configuration and determine if Stanley is capable of making the special order product and will provide a response to the customer. If Stanley is able to make the special order product, Stanley will provide a specific sku/configuration to the customer for the special order product. This sku/configuration must be identified on all Purchase Orders. In addition, the Purchase Order must be marked as a "Special Order".

**ORDERING:** The following information is required for Stanley to successfully process any order:

- Itemized Purchase Order (PO)
- Stanley Approved Quote

Please send all orders to [BAS-orderentry.us@dormakaba.com](mailto:BAS-orderentry.us@dormakaba.com) or by fax to 877-835-1030

**NOTE:** for detailed information on how to place an order for Stanley Best products as well as Stanley masterkey services please see the detailed section regarding "Stanley Best Ordering".

**ADD ON ORDERS FOR QUOTED PROJECTS:** To place an add-on order from a quoted project the Distributor must include the original quote, PO number and/or Stanley's original order number. Add-On orders will be accepted for a period one (1) year from the original order date. Add-On orders received that are outside of the aforementioned period will be forwarded to the Stanley Representative for re-quote.

**STOCKING ORDERS:** All orders for stock replenishment should be marked as "Stock" and indicate a "Ship To" address that coincides with the stocking Distributor warehouse location.

**INCOMPLETE ORDER PROCESS:** All orders are screened upon receipt for complete information. If an order is received incomplete, Stanley Customer Service will make one (1) attempt to contact a Distributor directly for the missing requirements. If the information is not made available to Stanley at that time the order will be referred to the local Stanley Representative for resolution. All incomplete orders will be cancelled if not resolved after sixty (60) calendar days.

**PRICE DISCREPANCY PROCESS:** All entered orders are reviewed by Stanley Customer Service for accuracy and pricing consistency between the Distributor and Stanley. Any order determined by Stanley, in its sole and absolute discretion, to have a value greater than the Total Price shown on the Distributor purchase order will be held by Stanley for a Price Discrepancy. Stanley quotes are also reviewed to ensure that they are complete, approved, and match the PO. Due to pricing sensitivity, all price discrepancies must be resolved exclusively by your Stanley Representative.

**ORDER CANCELLATION/CHANGES:** All requests for Order Cancellations and Changes (Quantity, Shipping, Finish, Function, etc) should be sent directly to Stanley Customer Service. Requests via phone will be accepted, but must be accompanied by a written request. Factory Order Number, PO Number, Account Info, and Detailed Changes must be clearly indicated. Change requests can be submitted via the following methods:

**Email:** [BAS-cshelp.us@dormakaba.com](mailto:BAS-cshelp.us@dormakaba.com)

**Fax:** 1-877-835-1030

All order cancellations or changes will be subject to a cancellation fee as defined in Stanley's Terms and Conditions of Sale.

**PRODUCTION SCHEDULING AND "DO NOT SHIP BEFORE" REQUESTS:** All orders are scheduled for production and shipping based on current production lead times and availability. Scheduling is completed only when an order is released from both credit and pricing review.

Exceptions to this policy are made only when the PO is clearly marked: "Do Not Ship Before" followed by the date. (Required Date, Expected Date, etc. do not apply) These orders will be scheduled to ship on or after the date listed.

Changes to "Do Not Ship Before" dates are required in writing and should be sent to: [BAS-cshelp.us@dormakaba.com](mailto:BAS-cshelp.us@dormakaba.com).

Be advised orders not clearly marked with a "Do Not Ship Before" designation will be payable within normal terms from the actual shipment date.

**EXPEDITE REQUESTS:**

- Expedite requests will be reviewed and accommodated by Stanley based on production lead times and availability.
- See the then current Stanley Quick Ship Program for details.

**WHOLESALE PURCHASE:** Distributors are also free to utilize Stanley's Authorized Wholesalers to purchase product. Stanley does not make any guarantee of availability or pricing for purchases from an Authorized Wholesaler and the discounts afforded to Distributor by Stanley shall not apply to purchases from an Authorized Wholesaler. The terms and conditions and price of product shall be mutually agreed between Distributor and Wholesaler.



## STANLEY BEST ORDERING

**ORDER ENTRY REQUIREMENTS:** The following information is required for Stanley to successfully process an order for Stanley Best Products:

Orders Requiring Factory Master Key Services:

- Itemized Purchase Order (PO)
- Completed Keying Request Information Form
- Hardware Schedule in support of a construction project
- Stanley Approved Quote

Orders NOT Requiring Factory Master Key Services:

- Purchase Order
- General Contractor information (City/State/Zip)
- Stanley-Approved Quote

**KEYING SYSTEM ORDERS:** All orders of keying systems specifying delayed fulfillment must be fulfilled within twelve (12) months of the order date. Said request for fulfillment must include complete keying instructions for the order to be acknowledged with an estimated delivery date. Failure to properly request fulfillment of the order within twelve (12) months of the order date will make the order void and nonrefundable.

Pricing for all new construction key operated locks include the following:

- Combined or uncombined permanent cores will be provided with 2 keys per core
- "Core only" orders will be provided with 2 keys per core.

Pricing for all retrofit key operated locks include the following:

- Combined cores will be provided with 1 key per core.
- Uncombined cores will be provided with 0 keys. All keys will need to be purchased separately.

All new purchase orders should be e-mailed to your local Stanley Representative or [BAS-orderentry.us@dormakaba.com](mailto:BAS-orderentry.us@dormakaba.com)

**HARDWARE SCHEDULE & NEW CONSTRUCTION PROJECT ORDERS:** A hardware schedule should be submitted for all new construction projects. A hardware schedule is a listing of all builders hardware items related to a particular construction job. It is approved by the architect (or an entity performing that function). A hardware schedule of Stanley products is one in which the material ordered is compatible for installation as required in the schedule. Remember complete door schedules include door number, door location, and type of hardware. An example of a preferred hardware schedule format is illustrated below:

Project Sample			
Hardware Set 01			
1 SGL DOOR 101A	CORRIDOR 100 FROM CLASSROOM 101	90 DEG RH	
	3/8 x 7/8 x 1-3/4 HMF x SWD		
3	HINGES	FBB179 4 5 x 4 5	852
1	CLASSROOM LOCKSET	83K 7 R 14D S3 STD	628
1	CLOSER	D-4551 CS	889
1	KICKPLATE	8" x 34" x .050	630
3	MUTES		GREY

**COMBINATION CORE ONLY ORDERS:** All Core-Only orders, in an amount of 25 cores or more, require a Hardware Schedule, Keying Request Information Form, and Itemized Purchase Order (PO).

**LESS CORE LOCK ORDERS PURCHASED DIRECTLY FROM STANLEY:** Less core lock orders generally apply to orders where the end user is providing their own permanent cores. All less core lock orders require a Hardware Schedule and a Stanley quote. This section does not apply to Stanley Distributors who are authorized to stock Best products.

### CABINET LOCK ORDERS:

The following information must be provided for Cabinet Lock Orders:

- End User Name
- End User Address Information (Street/City/State/Zip)
- End User Phone
- End User Fax &/or E-Mail

## DISTRIBUTOR PERMANENT KEYING

**POLICY:** Locks when ordered for construction projects to include "Final Keying" will be provided to Distributor with construction core access, whereby plastic thumb turns are supplied for use during construction. Additionally, brass construction cores can be purchased by the Distributor, upon request, to secure exterior doors or special interior doors.

The permanent masterkeyed cores are shipped directly to the end user upon written approval of the final keying. It is the responsibility of the Distributor to collect all temporary construction cores after use.

### PROCESS:

- 1) Distributor places complete order with Stanley Customer Service, Indianapolis
- 2) Distributor, KSS, and End User Consultant (EUC) receive acknowledgement of order with expected ship date.
- 3) KSS/Distributor contacts the end user within a reasonable period of time after receipt of purchase order or acknowledgment to begin the permanent keying process.
- 4) KSS/Distributor works with end user to define keying requirements.
- 5) Once keying requirements are finalized and approved, production of cores and keys begins.
- 6) Cores and keys are shipped to end user or end user delegate (note: unless special arrangements are made the end user is responsible for permanent core installation).

### Complete Order Checklist

- PO Number
- Hardware Schedule
- Completed Keying Request Information Form

The KSS/Distributor works directly with the end user to acquire keying instructions for the permanent masterkeyed cores and keys, including both new system design and existing system expansion, according to the project requirements. The KSS/Distributor also manages the process from keying instructions to delivery and can serve as a point of contact for information on the progress of permanent core/key delivery completion.



## STANLEY BEST ORDERING (continued)

### SERVICE DELIVERY:

Permanent Core delivery is contingent upon several factors such as:

- The negotiated delivery dates as determined between the end user, Distributor and Stanley during the keying review and design processes;
- End user's written approval of the keying instructions;
- Size and complexity of the keying system being produced; and
- Stanley's receipt of payment from the Distributor.

### GENERAL:

- Remember to furnish door and location information for all "tag-in" orders (add-ons to initial project orders)
- If you have advance knowledge that your project will be phased and require multiple orders from Stanley, please include these details in your order.
- A master hardware schedule for phased projects is always preferred.

## CONSTRUCTION CORES

**CONSTRUCTION CORE ORDERS:** All keyed locks shipped from Stanley for new construction projects in which cores have been ordered will receive disposable black plastic (non-keyed) construction cores at no additional charge.

Disposable black plastic cores for less-core orders may be purchased separately for \$1.50 net.

Standard brass (keyed-alike) construction cores may be purchased for a net price of \$8.00 each.

No further discount will be applied.

Brass construction cores shall be 7-pin, A keyway and have a GREEN face.

Brass construction cores are shipped with one operating key per ten (10) cores and one control key per twenty (20) cores; additional keys may be purchased for \$6.00 list.

Construction cores do not have the degree of security that the owner's permanent masterkeyed cores provide. Construction cores are used for controlling access to premises during construction and ARE NOT INTENDED FOR USE WHEN PREMISES ARE OCCUPIED OR FURNISHED IN ANY MANNER. When increased security is needed please contact your local Stanley Sales Representative.

### CONSTRUCTION CORES AND KEYS

Part Number:	Description	Net price each (if purchased separately)
7181139	Disposable Core (Black Plastic)	\$1.50 Net
7190246 (5c)	Standard Brass Keyed Alike 5c construction Core - Green Face	\$8.00 Net
7186163 (6p)	Standard Brass Keyed Alike 6 pin construction Core - Green Face	\$8.00 Net
7190224 (7p)	Standard Brass Keyed Alike 7 pin construction Core - Green Face	\$8.00 Net
7148872	Additional Operating Key	\$6.00 List
7147449	Additional Control Key	\$6.00 List

\*No further discounting on Construction Core Net Pricing

**RETURN OF CONSTRUCTION CORES:** Brass construction cores may be returned for \$2.50 credit per re-usable core to be applied toward the next purchase. A Return Authorization (RA) Non-warranty must be obtained and accompany the returned material.

Stanley is not responsible for collection or return of construction cores.

**STANLEY BEST PINS:** Stanley Best pins shall be used solely in combination with Stanley Best Core products. Use of other pins may void any associated product warranty and may result in termination of the Distributor's agreement with Stanley, in Stanley's sole discretion.





## RETURNED AUTHORIZATION (RA)

**RA REQUESTS:** A Return Authorization Form must be utilized to return defective products still under warranty or products deemed repairable by Stanley. All products returned to Stanley must have a correct Return Authorization (RA) number applied to the outside of the shipping carton. All products must be returned within sixty (60) calendar days of RA issue date. This process can take up to seven (7) days after product is received at Stanley's factory. If a defective product presents a security risk, an advance replacement may be requested.

**RA PROCESS:** Requests for warranty related returns can be initiated by submitting an email to **BAS-rgacreditgrp.us@dormakaba.com**.

The RA Request Form must be completed entirely to process an RA. The following information will be needed:

- End User Name
- Account Number
- Contact Name
- Phone Number
- Purchaser Order Number
- Sales Order Number
- Item Number
- Item Quantity
- Description of the Problem

1. Upon review and approval of the submitted RA request, a claim number is logged and provided back to the requestor by a Stanley Team member.
2. Once a claim number is issued, this number should be noted on all references and communications regarding the applicable situation to ensure a claim is easily identified.
3. Defective product should be returned to the address below. The shipment must be marked with the approved RA claim number to ensure prompt processing and attention. All shipping charges prepaid by customer.

BEST Access Solutions, Inc.  
Attn: Returns Department  
6161 East 75th Street  
Indianapolis, IN 46250

4. When material is received at Stanley's factory, Stanley will assess and determine the nature of the defect.
5. Defective goods are replaced upon Stanley's determination.
6. Credit for material and freight is issued only if deemed appropriate by Stanley. If approved, credit is initiated and a credit memo is mailed to the Distributor within fifteen (15) business days.

### **PURCHASE ORDERS:**

A Purchase Order (PO) will be required if the Product is:

1. Defective and not under warranty, or
2. An advance replacement is required without verification of whether the product is defective and under warranty.

Please send Purchase Orders to the following:

- Preferred Method Email:  
**BAS-rgacreditgrp.us@dormakaba.com**
- Fax: 1-877-835-1030

October 2015



## RETURNED AUTHORIZATION (RA) NON-WARRANTY

**RA POLICY:** A Return Authorization Form must be utilized to return products that are not defective and otherwise in a resalable condition. Only goods with an invoice date of less than one (1) year will be considered for a non-warranty related return. All materials returned to Stanley for any reason (other than warranty), must have a correct Return Authorization (RA) number applied to the outside of the shipping carton. A thirty percent (30%) re-stocking charge (of the purchase price) will be applied to the Distributor's account for orders returned, including orders that were placed by customer in error. Transportation charges of returned goods must be prepaid by the Distributor. All goods must be returned within sixty (60) calendar days of RA issue date. All goods must be returned in original packaging and be in resalable condition. Product not returned in saleable condition is subject to disposal by Stanley with no credit issued. Commercial Hardware items that are special made to order items will not be returned under any circumstances.

**RA PROCESS:** Requests for non-warranty related returns can be initiated by submitting an email to **BAS-rgacreditgrp.us@dormakaba.com**.

The RA Request Form must be completed entirely to process an RA. The following information will be needed:

- End User Name
- Account Number
- Contact Name
- Phone Number
- Purchaser Order Number
- Sales Order Number
- Item Number
- Item Quantity
- Description of the Problem

1. Upon review and approval of the submitted RA request, a claim number is logged and provided back to the requestor by a Stanley Team member:
2. Once a claim number is issued, this number should be noted on all references and communications concerning said RA.
3. Product should be returned to the address below. The shipment must be marked with the approved RA claim number to ensure prompt processing and attention. All shipping charges prepaid by customer.

BEST Access Solutions, Inc.  
Attn: Returns Department  
6161 East 75th Street  
Indianapolis, IN 46250

4. The RA will be processed once material is received at Stanley's factory provided it is received in its original packaging and is in saleable condition.
5. Credit is issued to the Distributor account and a credit memo is mailed to the Distributor.

## FULFILLMENT ISSUES

Any quality issues (missing parts, wrong parts, handling, finish, etc) should be submitted electronically to: [BAS-rgacreditgrp.us@dormakaba.com](mailto:BAS-rgacreditgrp.us@dormakaba.com) or your Local Stanley Representative.

Please reference your original Purchase Order (PO) Number, Factory Order Number, Distributor Account, Contact Information (E-mail/Fax), and include a detailed description of the issue.

**1) ITEMS MISSING FROM A SHIPMENT:** If you have signed your shipment short, Stanley Customer Service will promptly issue a No Charge replacement order for the missing products.

If the shipment was not signed short but after review, Stanley Customer Service determines (based on shipping weights, packing lists, etc) that the order was indeed shipped short, a No Charge replacement will be issued.

If Stanley Customer Service cannot verify a shipping error, an advance replacement order will be entered, charged, and expedited to the Distributor. The quality issue will be forwarded to the Return Authorization Credit Group for resolution.

If it is determined that the item was omitted from the order due to a Stanley order entry error, a change order will be entered and expedited for the missing products.

Please see Stanley's price book for further detail.

**2) WRONG ITEMS RECEIVED** (parts, handling, function, finish, etc):

Advanced replacements will be issued for any wrong items received. **Such orders will be charged based on pricing/ discounts from the original order.** The issue will be forwarded to Stanley's Return Authorization Credit Group for resolution.

Any quality issue that is determined to be either a Stanley order entry and/or manufacturing error will have an advanced replacement order entered and will be expedited. An RA will be issued to return the incorrect products. No re-stock fee will apply for Stanley order entry and/or manufacturing errors.



## KEYING REQUEST INFORMATION FORM

**MUST BE SUBMITTED WITH COMPLETE INFORMATION,  
INCLUDING P.O. & HARDWARE SCHEDULE**

**CUSTOMER  
NUMBER:**

Quote #: \_\_\_\_\_  
If received  
P.O. #: \_\_\_\_\_

Discount %: \_\_\_\_\_  
Price List: \_\_\_\_\_

### REQUIRED INFORMATION REGARDING STANLEY DISTRIBUTOR

Distributor: \_\_\_\_\_  
Distributor P.O. #: \_\_\_\_\_  
Distributor Account #: \_\_\_\_\_  
Project Manager: \_\_\_\_\_  
Project Manager Mobile: \_\_\_\_\_ Project Manager Email: \_\_\_\_\_  
Address: \_\_\_\_\_  
City, State, Zip: \_\_\_\_\_  
Phone: \_\_\_\_\_ Fax: \_\_\_\_\_

### REQUIRED INFORMATION REGARDING PROJECT CONTRACTOR

Contractor: \_\_\_\_\_  
Job Name\*: \_\_\_\_\_  
Contact Person: \_\_\_\_\_  
Contact Mobile: \_\_\_\_\_ Contact Email: \_\_\_\_\_

### REQUIRED INFORMATION REGARDING THE END USER

Company\*: \_\_\_\_\_  
Contact Person\*: \_\_\_\_\_  
Contact Phone: \_\_\_\_\_ Contact Email: \_\_\_\_\_  
School Name (if applicable): \_\_\_\_\_  
School District (If applicable): \_\_\_\_\_  
Permanent Core Due Date\*: \_\_\_\_\_  
Building Turnover Date: \_\_\_\_\_  
Project Address\*: \_\_\_\_\_  
City, State, Zip\*: \_\_\_\_\_  
Phone\*: \_\_\_\_\_ Fax: \_\_\_\_\_

End User Customer #: \_\_\_\_\_ Masterkey Account #: \_\_\_\_\_  
Keyway: \_\_\_\_\_

NOTE: Failure to provide complete and accurate end user information will result in delays in processing and supply of permanent core and key orders. Failure to include this form with your order and the hardware schedule may result in the order being processed "less core".

\*Required Field



## STANLEY PATENTED MASTERKEY SYSTEM SECURITY AUTHORIZATION FORM

The purpose of this form is for the end user to designate representatives who are authorized to place an order for Stanley patented cores or keys and to confirm the correct shipping address for Stanley Patented product. It is the responsibility of the Distributor to ensure that the end user completes a Security Authorization Form and submits it to Stanley with each order.

The Stanley Patented Masterkey System provides a higher level of protection against unauthorized key duplication and crossovers. To help ensure that Stanley patented cores and keys do not end up in the possession of unauthorized personnel, Stanley will only authorize sales and shipment of Stanley patented cores and keys to the individuals noted on this form. Please complete this form carefully as Stanley and/or its Authorized Distributor will strictly adhere to this information.

### END USER:

\_\_\_\_\_  
End User Name

\_\_\_\_\_  
Account Number

**SECURITY AUTHORIZED PERSONNEL:** Please provide the names of all security personnel who are authorized to place purchase orders for End User's Stanley Patented Masterkey Systems.

1.

\_\_\_\_\_  
Name

\_\_\_\_\_  
Street Address

\_\_\_\_\_  
Title

\_\_\_\_\_  
City, State, Zip

\_\_\_\_\_  
Phone Number

\_\_\_\_\_  
Email Address

\_\_\_\_\_  
Fax Number

\_\_\_\_\_  
Signature/Date

2.

\_\_\_\_\_  
Name

\_\_\_\_\_  
Street Address

\_\_\_\_\_  
Title

\_\_\_\_\_  
City, State, Zip

\_\_\_\_\_  
Phone Number

\_\_\_\_\_  
Email Address

\_\_\_\_\_  
Fax Number

\_\_\_\_\_  
Signature/Date

3.

\_\_\_\_\_  
Name

\_\_\_\_\_  
Street Address

\_\_\_\_\_  
Title

\_\_\_\_\_  
City, State, Zip

\_\_\_\_\_  
Phone Number

\_\_\_\_\_  
Email Address

\_\_\_\_\_  
Fax Number

\_\_\_\_\_  
Signature/Date



## STANLEY PATENTED MASTERKEY SYSTEM SECURITY AUTHORIZATION FORM (continued)

**AUTHORIZED DISTRIBUTOR:** Please insert the name below of the Authorized Distributor that you assign and authorize to place orders for Stanley Patented Product on your behalf.

1.

Name

Street Address

Title

City, State, Zip

Signature

Phone Number / Email Address

Date

**SHIPPING ADDRESS:** Please provide the address where you would like all Stanley Patented Product shipped.

Department

Street Address

City, State, Zip

**ACCEPTABLE METHOD FOR PLACING ORDERS:** please identify below the method that you authorize for placement of orders for Stanley Patented Product.

- ☐ **Signature Verification** – Stanley may only accept purchase orders that have been signed by one of the individuals designated on this form by the End User. Stanley will verify that the signatures match before initiating activity on the order. Stanley will not initiate activity until the original P.O. has been received.
- ☐ **Email Verification** – Stanley may accept electronic purchase orders from the email accounts designated on this form by the End User. Stanley will verify that the email account sending the purchase order has been designated as an authorized purchaser. Purchase orders received from accounts not listed will not be accepted.
- ☐ **Fax Verification** – Stanley may accept purchase orders via fax from one of the individuals designated on this form by the End User. Stanley will verify that the individual placing the order has been designated as an authorized purchaser.

**STANLEY MASTERKEY CODE & MASTERKEY SERVICE POLICY:** In accordance with the Stanley Masterkey Code and Masterkey Service Policy, all Stanley Patented Masterkey Codes and combinations are available for distribution solely to end users and select Authorized Distributors. To assist in reducing the possibility of duplication within a Stanley Patented Masterkey System and ensure security, all Stanley Patented Masterkey Code extensions and next in series codes should be made or approved by Stanley Masterkey personnel and/or the Distributors that have been authorized by Stanley to have access to Stanley Patented Masterkey Codes, un-combinated cores and key blanks. Duplication or release of Stanley Patented Masterkey Codes to non-authorized people or organizations, including, but not limited to, unauthorized distributors, wholesalers, private locksmiths, other lock manufacturers, architects, or contractors violates Stanley's ownership rights and is strictly prohibited.

By signing below, End User acknowledges that 1) the information provided above is accurate and correct and 2) that any unauthorized use including, but not limited to, the transmission or dissemination of Stanley Patented Masterkey Codes, without the express written consent of Stanley is strictly prohibited.

End User Signature: \_\_\_\_\_

Title: \_\_\_\_\_ Date: \_\_\_\_\_



## RETURN AUTHORIZATION FORM REQUEST

☐ Return for Replacement

☐ Return for Credit

Date of Request: \_\_\_\_\_

Original Order: \_\_\_\_\_

Date of Request: \_\_\_\_\_

Original P.O.: \_\_\_\_\_

Invoice #: \_\_\_\_\_

Customer Name: \_\_\_\_\_

Account Number: \_\_\_\_\_

Address: \_\_\_\_\_

City: \_\_\_\_\_

State: \_\_\_\_\_ Zip: \_\_\_\_\_

Contact Name: \_\_\_\_\_

Email: \_\_\_\_\_

Phone: \_\_\_\_\_

☐ Ship Replacement Material to Address Above

☐ Manufacturing Defect

☐ Warranty Evaluation

☐ Missing Parts

☐ Wrong Materials Received

☐ Wrong Materials Ordered

☐ Wrong Quantity

☐ Return Inventory

☐ Other: \_\_\_\_\_

**Note:** All returns shall be subject to Stanley's current Terms of Sale and Warranty as outlined in Stanley's price catalog.

☐ Ship Replacement Material to Address on Order

### DETAILED DESCRIPTION OF DEFECT OR REASON FOR RETURN

\_\_\_\_\_  
\_\_\_\_\_  
\_\_\_\_\_

### RETURN MATERIAL

Line Item #	Quantity	Product Nomenclature	Product Description

Please e-mail completed form to [BAS-rgacreditgrp.us@dormakaba.com](mailto:BAS-rgacreditgrp.us@dormakaba.com) or Fax to 1-888-214-1918

	Vendor 1	Vendor 2	Vendor 3
Cooperative Contract Name	Texas Association of School Boards, Inc. (DBA: Buyboard)	National Joint Powers Alliance (NJPA)	US Communities Government Purchasing Alliance
Coop Contract Number	501-15	091214-WWG	16154
Coop Contract Term Dates	12/01/2015 thru 11/30/2018- Replacement contract under negotiation.	10/21/2014-10/21/2019	2/1/2017-12/31/2021
Proposed Planned Maintenance			
Hourly Repair Rate	N/A	N/A	N/A
Parts Discount	35%	15%	5% Rebate-Over \$100,000 Annual Net Sales (Pretax)
Stanley Best Distributor	Yes	No	No
Dedicated Customer Service Rep	Yes	Dane Williams- 512-865-9278	Andria Smith-512-289-6487
City of Austin Opportunities? (Local business presence, etc.)	8814 Shoal Creek Blvd, Austin, TX 78757	Yes- North-7950 Research Blvd Ste 101, Austin, TX 78758/ South-6006 E Ben White Blvd Suite 500, Austin, TX 78741	7 locations throughout Austin.
Sustainability Goals	N/A	N/A	N/A
Living or Prevailing Wages	N/A	N/A	N/A
Reporting			
Online Portal	Yes	YES	Yes
Previous CoA Vendor	Yes	Yes	Yes
Certified Technicians	N/A	N/A	N/A
24/7 Dispatch Center			
Company POC	Kathy Millican	Dane Williams	Richard Salinas
Phone #	512 452-6300	512-865-9278	830-613-9453
E-mail Address	<a href="mailto:kmillican@fairwaysupply.com">kmillican@fairwaysupply.com</a>	<a href="mailto:Dane.Williams@grainger.com">Dane.Williams@grainger.com</a>	<a href="mailto:Richard_Salinas@homedepot.com">Richard_Salinas@homedepot.com</a>
Company Website	<a href="https://fairwaysupply.com/">https://fairwaysupply.com/</a>	<a href="http://www.Grainger.com">www.Grainger.com</a>	<a href="http://www.Homedepot.com">www.Homedepot.com</a>
Coop Website	<a href="http://www.Buyboard.com">www.Buyboard.com</a>	<a href="http://www.nipacoop.org">www.nipacoop.org</a>	<a href="http://www.uscommunities.org">www.uscommunities.org</a>

### BEST LOCK PRICE ANALYSIS

DESCRIPTION: BEST 45H Series Mortise Lock

P/N: 45H7-AT-3H-612-LESS CORE

VENDER	VENDER ADDRESS	QTY	PRICE	EXT PRICE
Sunbelt Supply	3301 Sunrise Road, Round Rock TX 78665	28	No Bid	No Bid
KLP Commercial	400 W. Main Street, Round Rock TX 78664	28	No Bid	No Bid
Cothrone Safe and Lock	807 East 4th Street, Austin TX 78702	28	No Bid	No Bid
Hull Supply	5117 E. Cesar Chavez, Austin TX 78702	28	No Bid	No Bid
Americal Locksets	154 Acres Rd, Monroe NY 10950	28	\$ 517.76	\$ 14,497.28
Grainger	6006 E. Ben White Blvd, Austin TX 78741	28	\$ 499.00	\$ 13,972.00
Fairway Supply	8814 Shoal Creek Blvd, Austin TX 78767	28	\$ 398.00	\$ 11,144.00




1.877.471.4870

WE SHIP SAME DAY, FROM MULTIPLE WAREHOUSES

Locks & Hardware » Cart Contents

## Shopping Cart

\*Free Shipping on Orders \$200 & Up - No sales tax will be charged (except orders shipped to NY)\*

Remove	Product(s)	Qty.	Total
<input type="checkbox"/>	<div></div> <div><b>Stanley / BEST 45H7D Storeroom Mortise Lever Lock</b> - Lever 3H Lever Style - Finish 612 - Satin Bronze - Core Option Accepts BEST IC Interchangeable Core, Core not included</div>	<div>28</div> <div>\$517.76/ea</div>	\$14,497.28
			Sub-Total: \$14,497.28 Standard Delivery: Free

# Fairway

Architectural Hardware and Security Solutions

## Quote

Fairway Supply, Inc.  
8814 Shoal Creek Blvd  
Austin, Texas 78757  
(512) 452-6300

Order Number: 0020855  
Order Date: 2/20/2018  
Salesperson: AUSTIN HOUSE  
Customer Number: 20CITAUS  
Entered by: KM

**Sold To:**  
CITY OF AUSTIN  
C/O CLERKS OFFICE  
P.O. BOX 1088  
Austin, TX 78767

**Ship To:**  
CITY OF AUSTIN  
BUILDING SERVICES  
JOE LEYVA  
CITY HALL FACILITY SERVICES  
Austin, TX 78767

Customer PO	Customer Blanket PO	Ship VIA	GSA/Buyboard			Terms
						Net 30 Days
Item Code	Ordered	Shipped	Back Order	Price	Amount	
*BS 45H7-AT-3H-612-LESS CORE	28	0	0	398.00	11,144.00	

11 LH; 13 RH; 4 RHR

**ALL CUSTOMER PICKUPS, SIGNATURES AND/OR PAYMENTS  
SHOULD BE PROCESSED ON AN INVOICE FORM**

RETURNS ALLOWED WITHIN 30 DAYS OF PURCHASE. ALL ITEMS MUST BE IN LIKE NEW,  
UNUSED CONDITION, IN THE ORIGINAL PACKAGING. SPECIAL ORDER & ELECTRONIC ITEMS  
ARE NON-RETURNABLE. ALL RETURNABLE ITEMS ARE SUBJECT TO A RESTOCK FEE.

Net Order:	11,144.00
Less Discount:	0.00
Est. Freight:	0.00
Sales Tax:	0.00
<b>Order Total:</b>	<b>11,144.00</b>