







2017-2021 Integrated HIV Prevention and Care Plan

Annual Update: 2018 (using 2017 data indicators)

Purpose: The HIV Planning Council will regularly monitor progress made towards the goals of the 2017-2021 Integrated HIV Prevention and Care Plan. This dashboard shows annual progress made for specific indicators in the plan.

	GOAL	OBJECTIVE	BASELINE (2015)	UPDATE 2017	CHANGE	GOAL 2021	CHANGE %
	Goal 1: Reduce new HIV Infections	Objective 1: Reduce new diagnoses by 25% by 2021	N=327	N=288	12%	N=246	25%
		Objective 2: Reduce late-stage diagnoses by 25% by 2021	22% (2014)	19% (2016)	3%	16.5%	25%
	Goal 2: Increase access to care and improve health outcomes for PLWHA	Objective 1: Increase the percentage of newly diagnosed persons linked to HIV medical care within one month of diagnosis from 60% to at least 75% by 2021	60%	59%	-2%	75%	15%
		Objective 2: Increase the percentage of PLWHA who are retained in HIV medical care from 79% to at least 85%	79%	78%	-1%	85%	6%
	Goal 3: Reduce HIV-related disparities and health inequalities	Objective 1: By 2021, reduce disparities in the rate of new diagnoses by at least 15% in the following population*s:					
		Black MSM	48.7	44.1	PROGRESS	41.4	15%
		Black Women	1.7	1.5	PROGRESS	1.4	15%
		Hispanic	1.3	1.2	PROGRESS	1.1	15%
		Youth	1.4	1.6	INCREASE	1.2	15%
		IDU	5%	4.1%	PROGRESS	4.3%	15%
		Transgender			REQUESTED		

GOAL	OBJECTIVE	BASELINE (2015)	UPDATE 2017	CHANGE	GOAL 2021	CHANGE %
	Objective 2: By 2021, reduce disparities in Viral Load Suppression by increasing Viral Load Suppression to 80% for each of the following populations:					
	Black MSM	64%	63%	-1%	80%	16%
	Black Women	69%	68%	-1%	80%	11%
	Hispanic	69%	72%	+3%	80%	11%
	Youth	58%	60%	+2%	80%	22%
	IDU	69%	65%	-4%	80%	11%
	Transgender		REQUESTED			
	Goal 4: Achieve a more coordinated response to the HIV epidemic	Objective 1: By 2021, increase Ryan White non-conflicted consumer representation on the Austin HIV Planning Council to at least 33%		COMPLIANT (Sept 2018)		≥ 33%
		Objective 2: By 2021, advocate for agenda items of collaborative entity meetings focused on improving the HIV system of care				

*Measures shown are ratios of the disparity rate in the specified group to the overall rate in the Austin TGA. Target rates were adjusted to reflect the Goal 1 target of a 25% reduction in new diagnoses overall for the Austin TGA

GOAL #3: Reduce HIV-related disparities and health inequities

Objective 1: By 2021, reduce disparities in the rate of new diagnoses* by at least 15% in the following populations:

Priority Population	Baseline (2015) (Ref: Table 2)	Ratio of group rate to Austin TGA rate at baseline**	Rate (2017)	Ratio of group rate to Austin TGA rate for the year**	2021 Target	Ratio of group rate to Austin TGA rate- 2021 Target**
Austin TGA	16.3 per 100,000	1.0	13.6 per 100,000	1.0	12.2 per 100,000	1.0
Black MSM	794.0 per 100,000	48.7	600 per 100,000	44.1	505.1 per 100,000	41.4
Black Women	27.9 per 100,000	1.7	20 per 100,000	1.5	17.1 per 100,000	1.4
Hispanic	21.3 per 100,000	1.3	16 per 100,000	1.2	13.6 per 100,000	1.1
Youth	22.3 per 100,000	1.4	22.1 per 100,000	1.6	14.6 per 100,000	1.2
IDU	5% of newly diagnosed	--	4.1% of newly diagnosed	-	4.3% of newly diagnosed	--
Transgender	No baseline available	--	--	--	Establish baseline	--

* Target rates were adjusted to reflect the Goal 1 target of a 25% reduction in new diagnoses overall for the Austin TGA.

** Measures shown are ratios of the disparity rate in the specified group to the overall rate in the Austin TGA.