







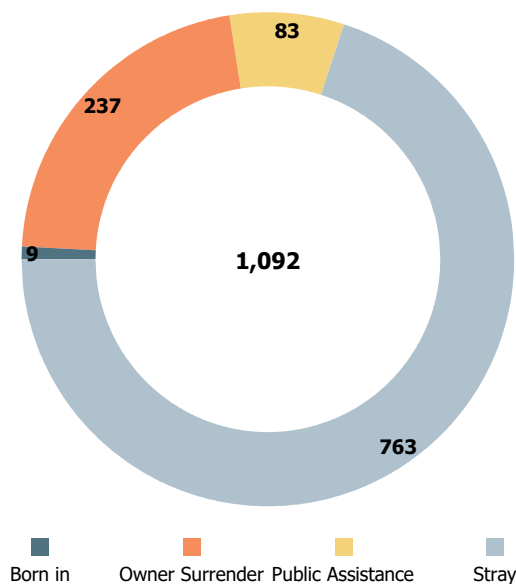
Austin Animal Center Monthly Report December 2018



Fiscal Year 2018

Austin Animal Center December 2018 Intakes

| |  Neonatal Kitten |  Kitten |  Adult Cat |  Neonatal Puppy |  Puppy |  Adult Dog | Total |
|--------------------------|---|--|---|---|---|--|--------------|
| Born in | 3 | 0 | 0 | 6 | 0 | 0 | 9 |
| Owner Surrender | 0 | 31 | 33 | 12 | 33 | 128 | 237 |
| Public Assistance | 0 | 4 | 4 | 0 | 7 | 68 | 83 |
| Stray | 14 | 86 | 100 | 20 | 138 | 405 | 763 |
| Total | 17 | 121 | 137 | 38 | 178 | 601 | 1,092 |





Age Breakdown


Neonatal

  under 6 weeks old

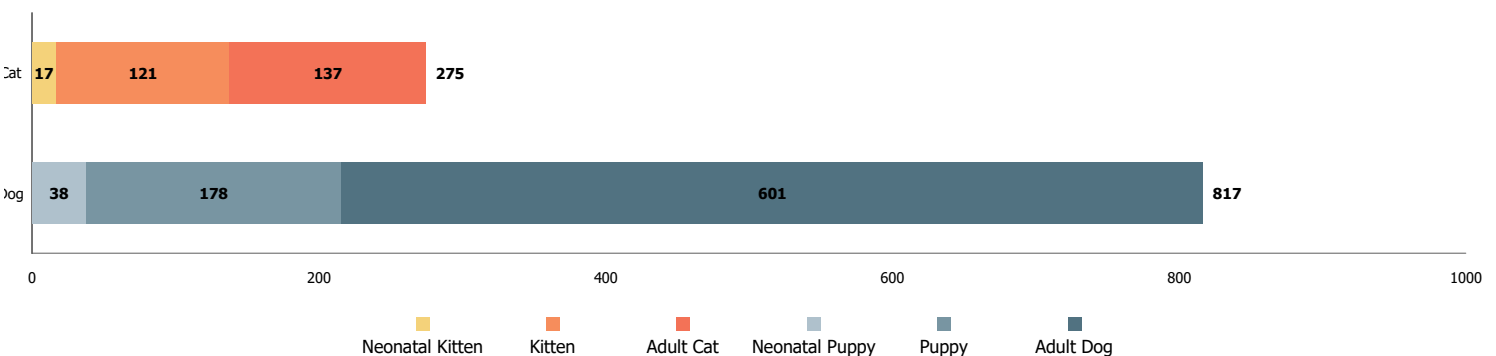
Kitten/Puppy

  6 weeks to under 1 year old

Adult

  at least 1 year old

Intakes by Age Breakdown

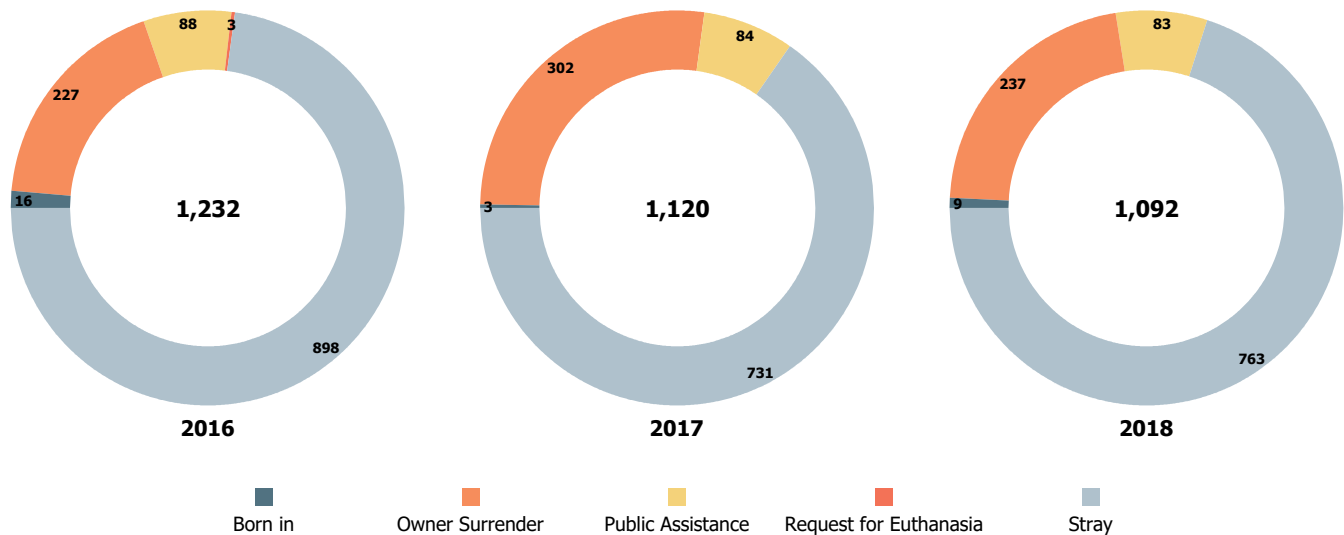


Austin Animal Center December 2016 to 2018 Intakes

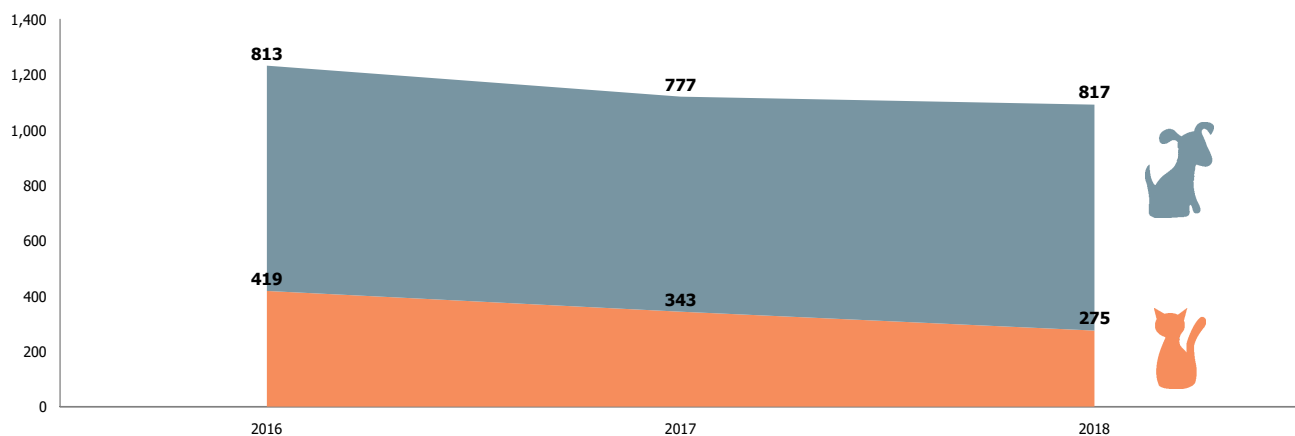


| | 2016 | | | 2017 | | | 2018 | | |
|-------------------------------|------------|------------|--------------|------------|------------|--------------|------------|------------|--------------|
| | Cat | Dog | Total | Cat | Dog | Total | Cat | Dog | Total |
| Born in | 0 | 16 | 16 | 3 | 0 | 3 | 3 | 6 | 9 |
| Owner Surrender | 72 | 155 | 227 | 121 | 181 | 302 | 64 | 173 | 237 |
| Public Assistance | 14 | 74 | 88 | 13 | 71 | 84 | 8 | 75 | 83 |
| Request for Euthanasia | 1 | 2 | 3 | 0 | 0 | 0 | 0 | 0 | 0 |
| Stray | 332 | 566 | 898 | 206 | 525 | 731 | 200 | 563 | 763 |
| Total | 419 | 813 | 1,232 | 343 | 777 | 1,120 | 275 | 817 | 1,092 |







Yearly December Intakes by Intake Type



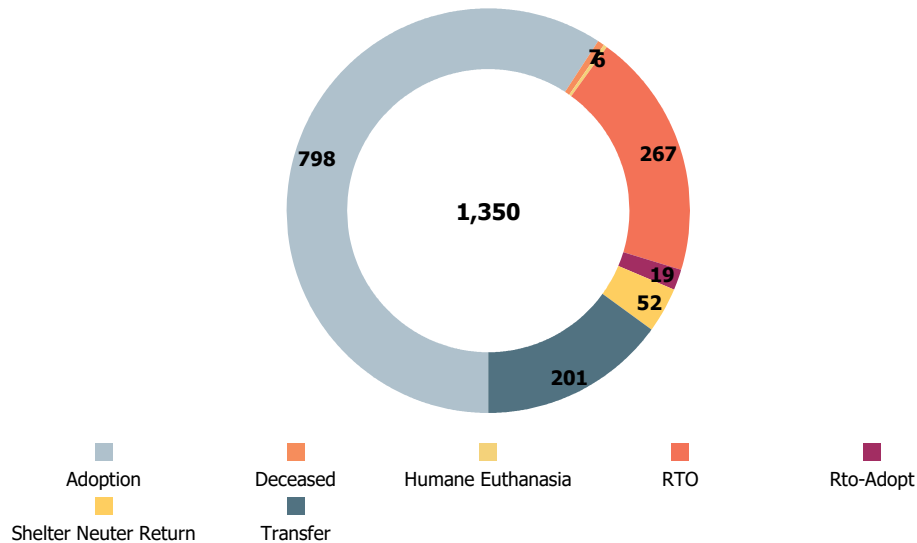
Yearly December Intakes by Animal Type



Austin Animal Center December 2018 Outcomes

| |  Neonatal Kitten |  Kitten |  Adult Cat |  Neonatal Puppy |  Puppy |  Adult Dog | Total |
|------------------------------|---|--|---|---|---|---|--------------|
| Adoption | 0 | 205 | 84 | 0 | 206 | 303 | 798 |
| Deceased | 1 | 0 | 3 | 2 | 0 | 1 | 7 |
| Humane Euthanasia | 0 | 2 | 2 | 0 | 0 | 2 | 6 |
| RTO | 0 | 6 | 21 | 0 | 20 | 220 | 267 |
| Rto-Adopt | 0 | 0 | 2 | 0 | 1 | 16 | 19 |
| Shelter Neuter Return | 0 | 23 | 29 | 0 | 0 | 0 | 52 |
| Transfer | 4 | 11 | 30 | 15 | 40 | 101 | 201 |
| Total | 5 | 247 | 171 | 17 | 267 | 643 | 1,350 |

Outcomes by Outcome Type




Age Breakdown

Neonatal

  under 6 weeks old

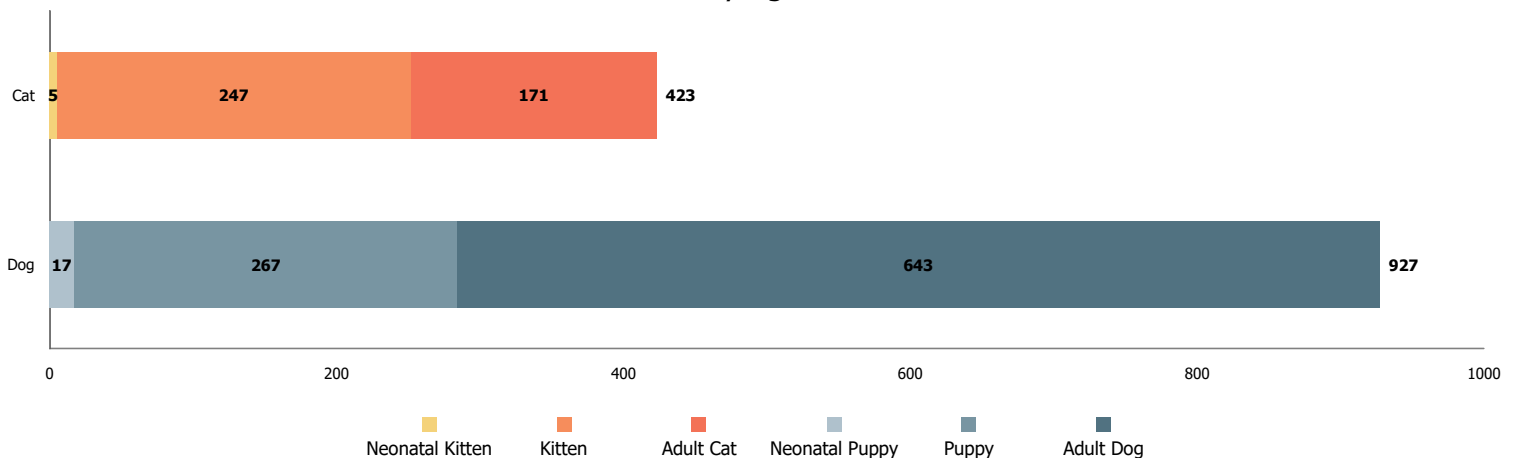
Kitten/Puppy

  6 weeks to under 1 year old

Adult

  at least 1 year old

Outcomes by Age Breakdown

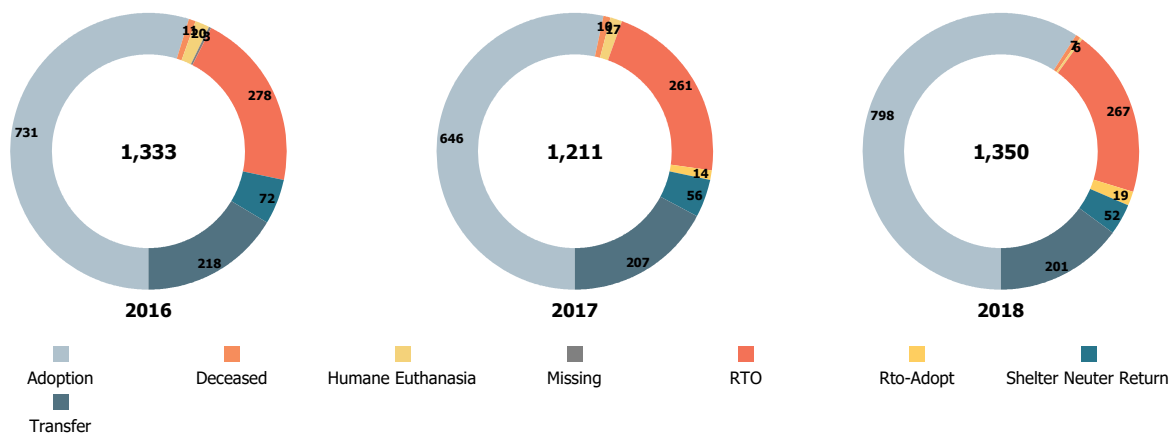


Austin Animal Center December 2016 to 2018 Outcomes

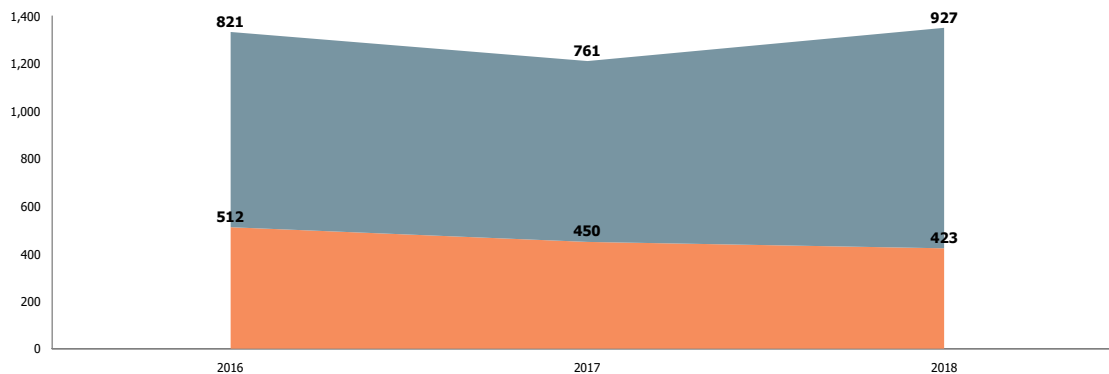


| | 2016 | | | 2017 | | | 2018 | | |
|------------------------------|------------|------------|--------------|------------|------------|--------------|------------|------------|--------------|
| | Cat | Dog | Total | Cat | Dog | Total | Cat | Dog | Total |
| Adoption | 309 | 422 | 731 | 280 | 366 | 646 | 289 | 509 | 798 |
| Deceased | 8 | 3 | 11 | 9 | 1 | 10 | 4 | 3 | 7 |
| Humane Euthanasia | 6 | 14 | 20 | 10 | 7 | 17 | 4 | 2 | 6 |
| Missing | 2 | 1 | 3 | 0 | 0 | 0 | 0 | 0 | 0 |
| RTO | 33 | 245 | 278 | 27 | 234 | 261 | 27 | 240 | 267 |
| Rto-Adopt | 0 | 0 | 0 | 3 | 11 | 14 | 2 | 17 | 19 |
| Shelter Neuter Return | 72 | 0 | 72 | 56 | 0 | 56 | 52 | 0 | 52 |
| Transfer | 82 | 136 | 218 | 65 | 142 | 207 | 45 | 156 | 201 |
| Total | 512 | 821 | 1,333 | 450 | 761 | 1,211 | 423 | 927 | 1,350 |

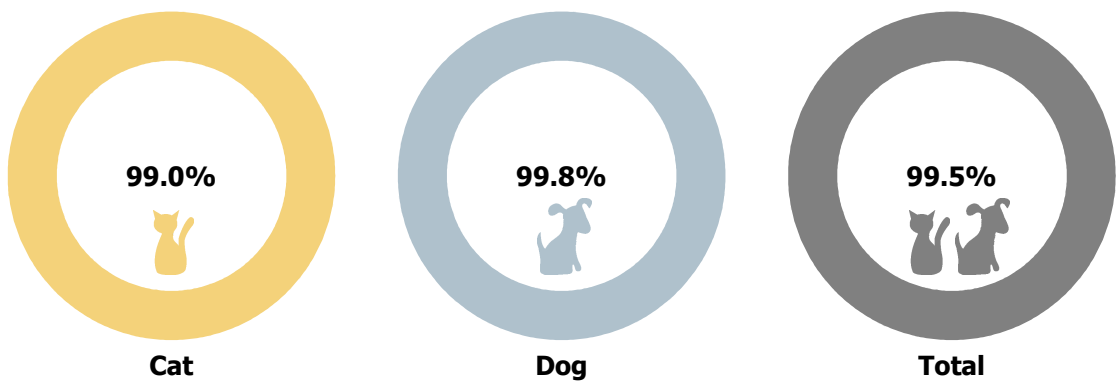
Yearly December Outcomes by Outcome Type



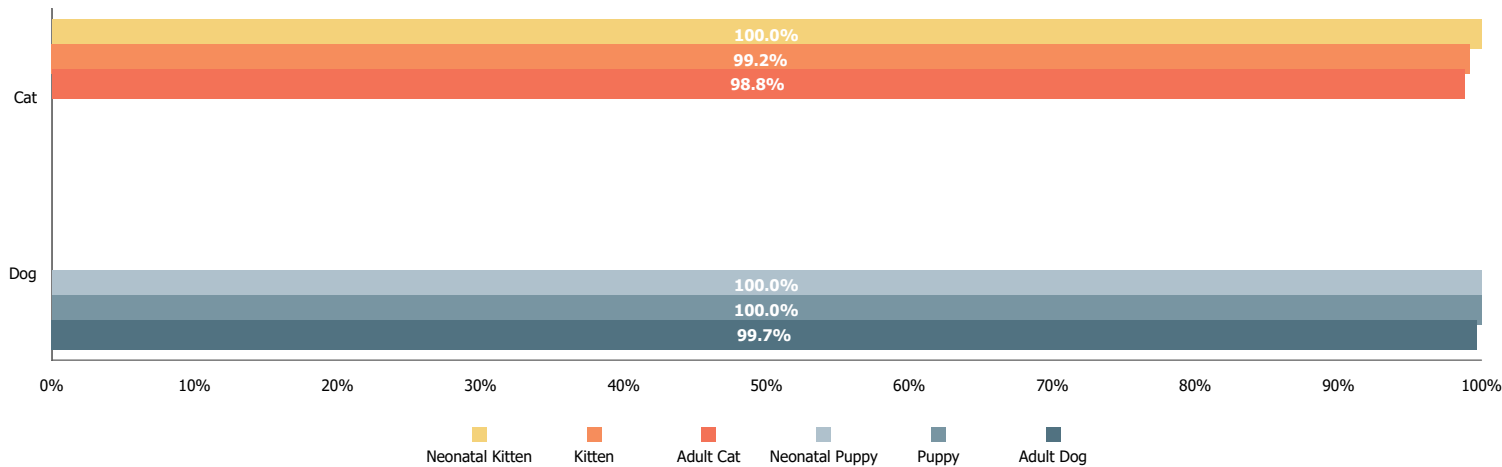
Yearly December Outcomes by Animal Type



Total Live Release Rates



Live Release Rates by Age Breakdown



Yearly December Live Release Rates Compared

