







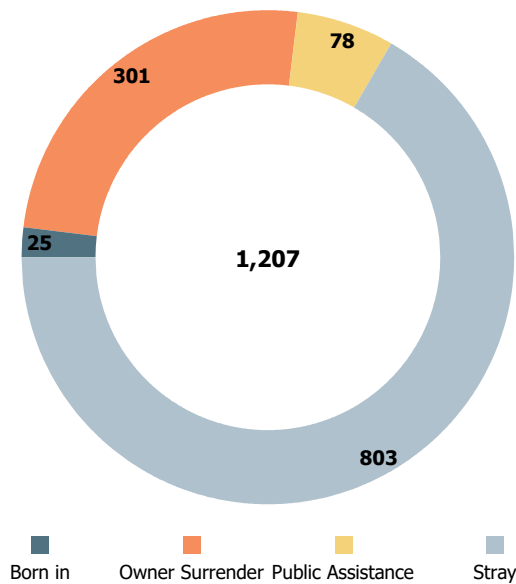
Austin Animal Center Monthly Report January 2019



Fiscal Year 2018



Austin Animal Center January 2019 Intakes

	 Neonatal Kitten	 Kitten	 Adult Cat	 Neonatal Puppy	 Puppy	 Adult Dog	Total
Born in	0	0	0	25	0	0	25
Owner Surrender	11	23	94	6	34	133	301
Public Assistance	0	0	11	0	6	61	78
Stray	18	64	101	29	152	439	803
Total	29	87	206	60	192	633	1,207





Age Breakdown

Neonatal

  under 6 weeks old

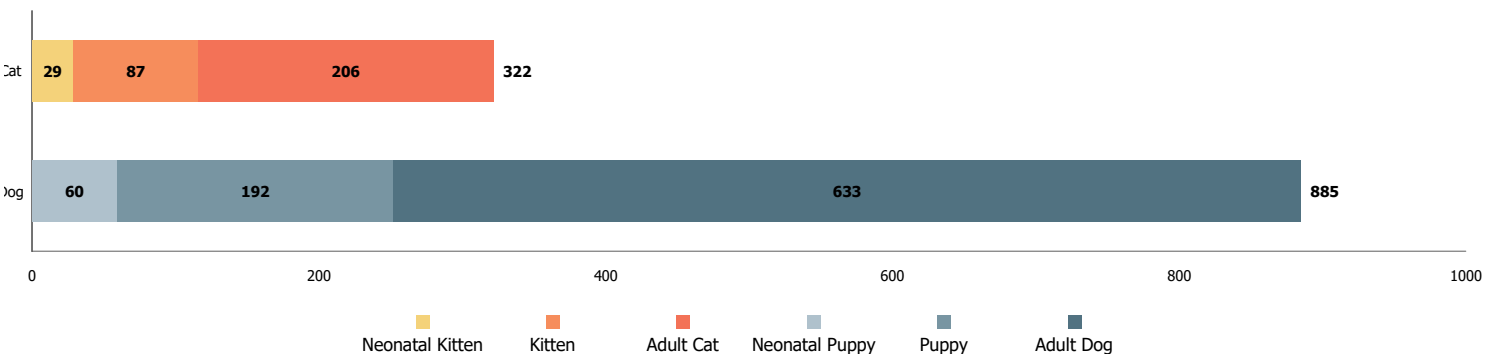
Kitten/Puppy

  6 weeks to under 1 year old

Adult

  at least 1 year old

Intakes by Age Breakdown

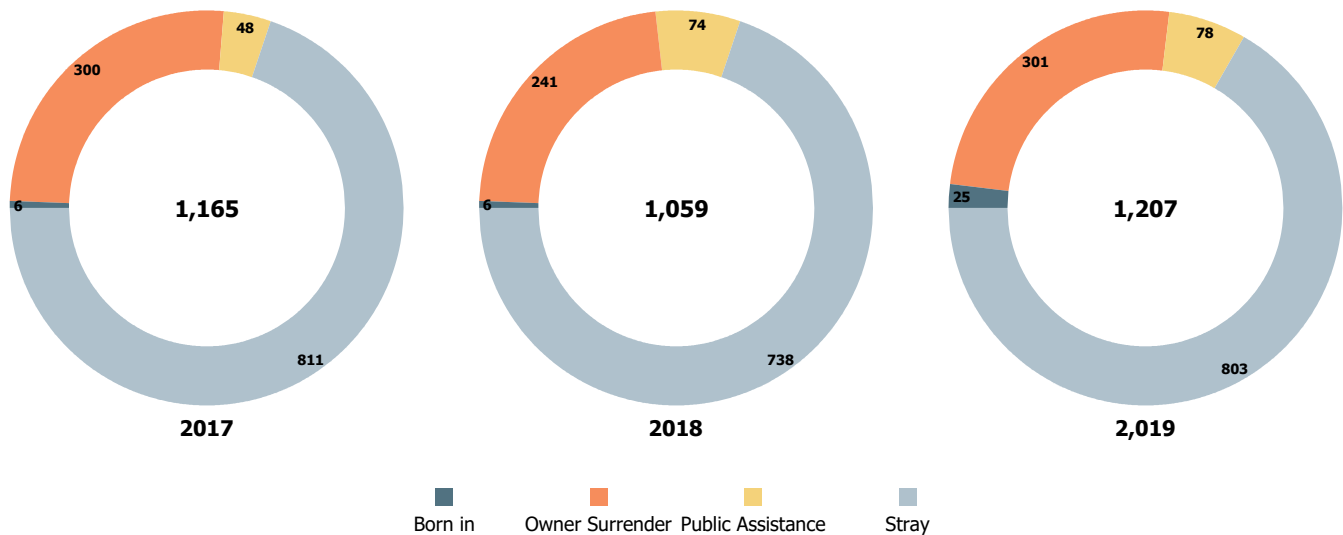


Austin Animal Center January 2017 to 2019 Intakes

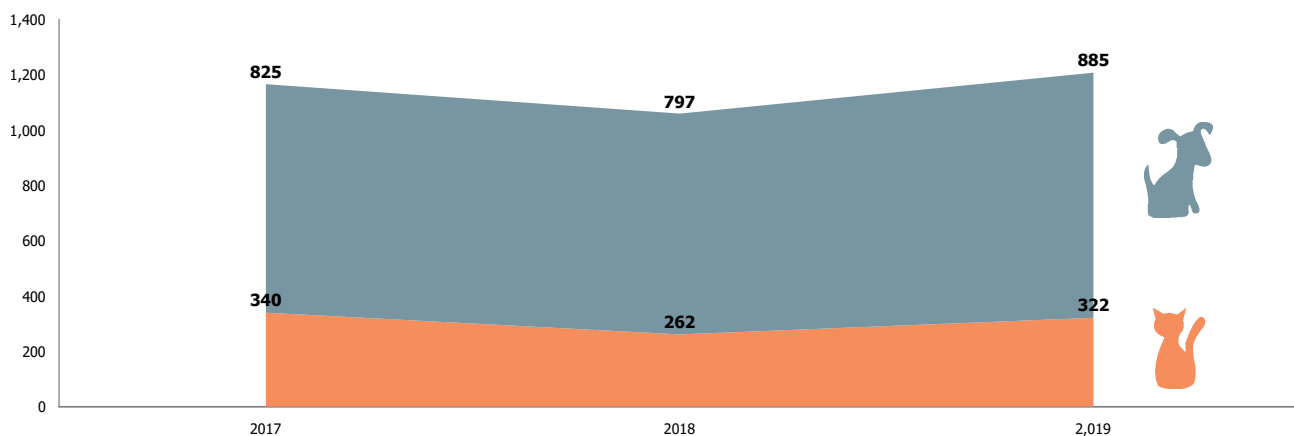


	2017			2018			2019		
	Cat	Dog	Total	Cat	Dog	Total	Cat	Dog	Total
Born in	0	6	6	0	6	6	0	25	25
Owner Surrender	118	182	300	71	170	241	128	173	301
Public Assistance	2	46	48	10	64	74	11	67	78
Stray	220	591	811	181	557	738	183	620	803
Total	340	825	1,165	262	797	1,059	322	885	1,207







Yearly January Intakes by Intake Type



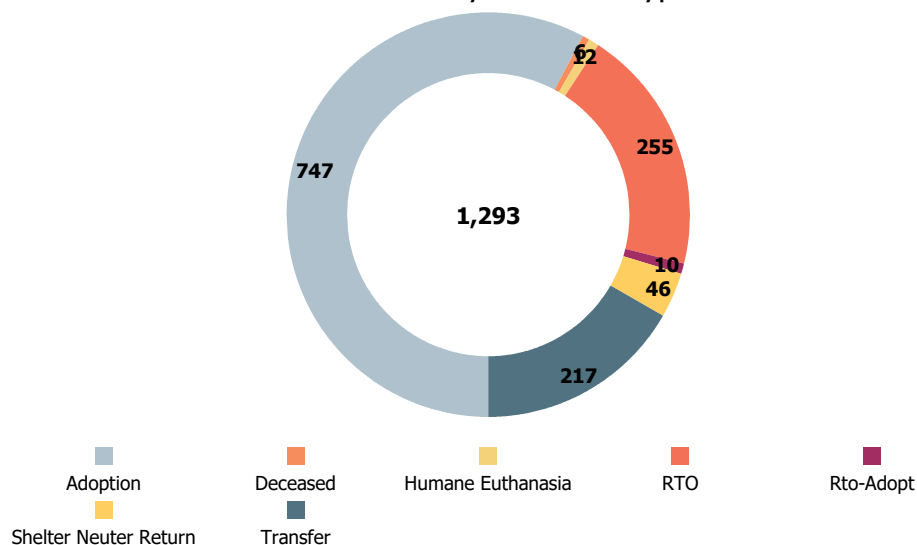
Yearly January Intakes by Animal Type



Austin Animal Center January 2019 Outcomes

	 Neonatal Kitten	 Kitten	 Adult Cat	 Neonatal Puppy	 Puppy	 Adult Dog	Total
Adoption	0	112	86	0	183	366	747
Deceased	0	1	3	1	0	1	6
Humane Euthanasia	0	1	2	0	1	8	12
RTO	0	2	19	3	24	207	255
Rto-Adopt	0	0	0	0	0	10	10
Shelter Neuter Return	0	12	34	0	0	0	46
Transfer	10	13	33	9	36	116	217
Total	10	141	177	13	244	708	1,293

Outcomes by Outcome Type



Age Breakdown

Neonatal

  under 6 weeks old

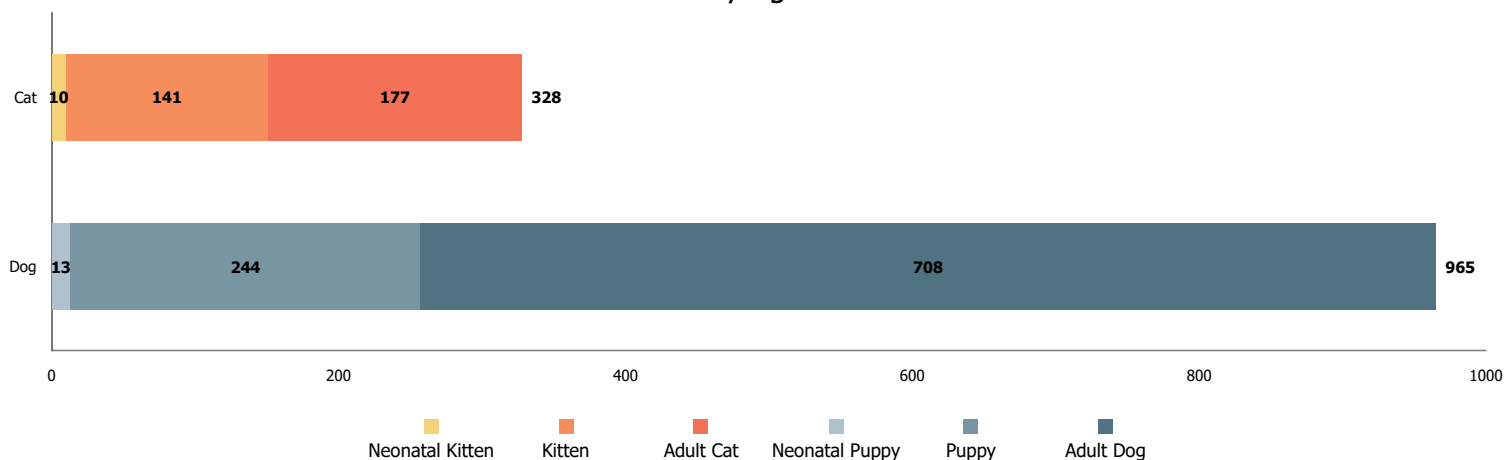
Kitten/Puppy

  6 weeks to under 1 year old

Adult

  at least 1 year old

Outcomes by Age Breakdown

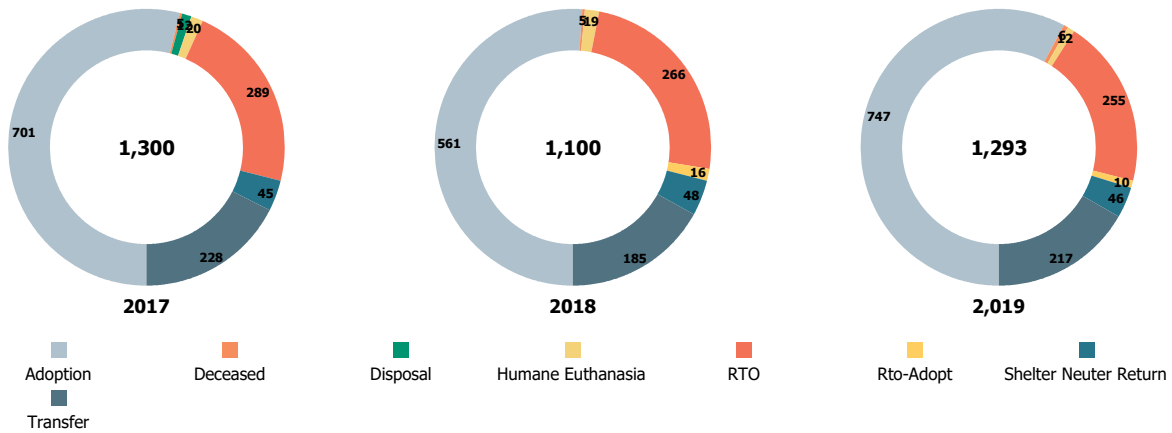


Austin Animal Center January 2017 to 2019 Outcomes

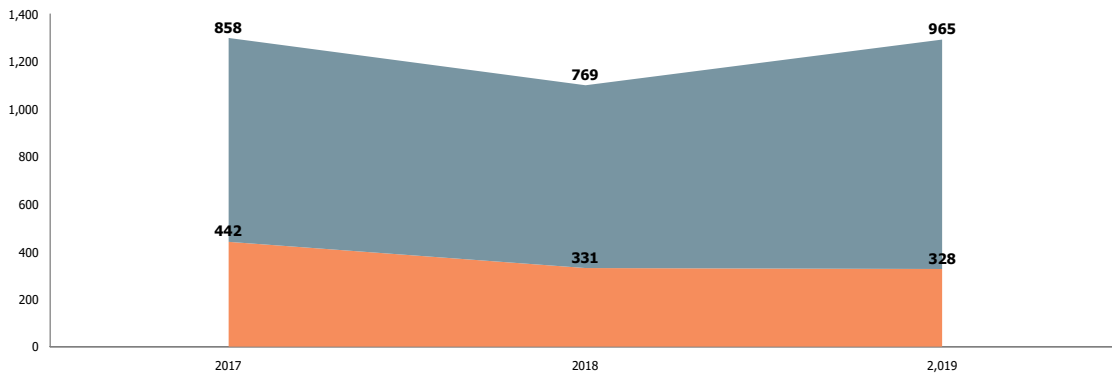


	2017			2018			2019		
	Cat	Dog	Total	Cat	Dog	Total	Cat	Dog	Total
Adoption	250	451	701	178	383	561	198	549	747
Deceased	3	2	5	3	2	5	4	2	6
Disposal	8	4	12	0	0	0	0	0	0
Humane Euthanasia	13	7	20	13	6	19	3	9	12
RTO	36	253	289	31	235	266	21	234	255
Rto-Adopt	0	0	0	8	8	16	0	10	10
Shelter Neuter Return	45	0	45	48	0	48	46	0	46
Transfer	87	141	228	50	135	185	56	161	217
Total	442	858	1,300	331	769	1,100	328	965	1,293

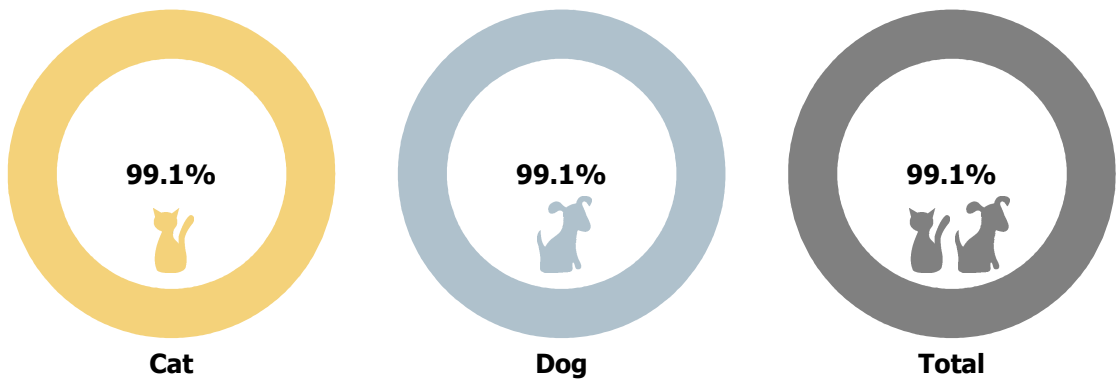
Yearly January Outcomes by Outcome Type



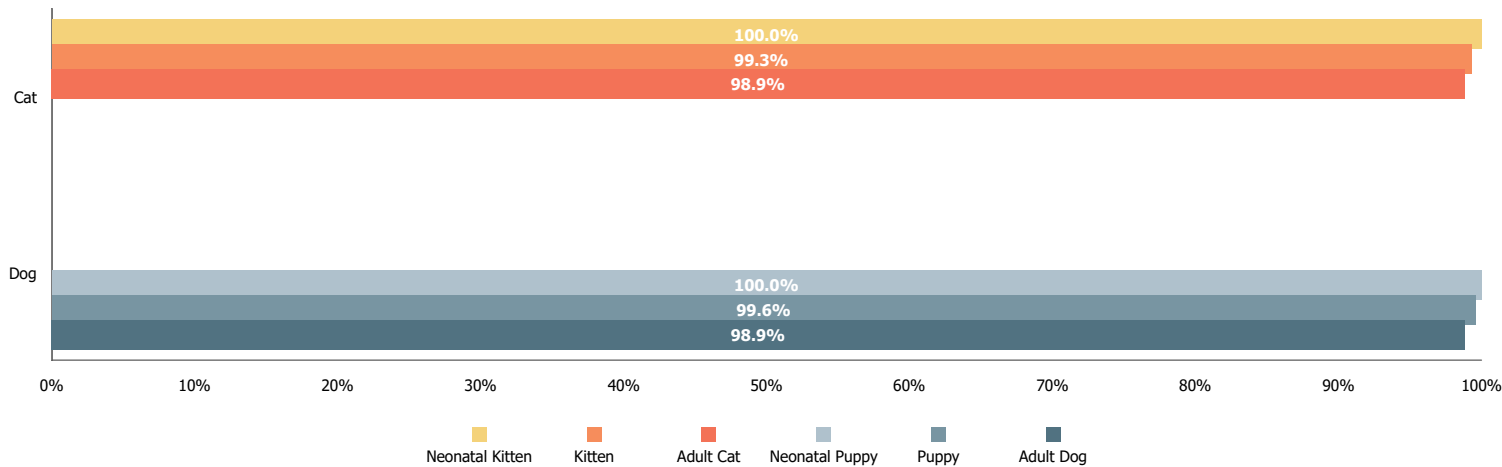
Yearly January Outcomes by Animal Type



Total Live Release Rates



Live Release Rates by Age Breakdown



Yearly January Live Release Rates Compared

