

**PART 2**  
**COMPARISON OF AUSTIN'S**  
**HOTEL TAX DISTRIBUTION AND**  
**CONVENTION CENTER FINANCIAL**  
**OPERATING RESULTS TO OTHER CITIES**

Presentation to Tourism Commission

March 18, 2019

# STATE COMPTROLLER'S HOTEL TAX INFORMATION AUSTIN'S (CH 351/LOCAL) DISTRIBUTION COMPARED TO AVERAGE OF **SELECT** TX CITIES

2018 Austin

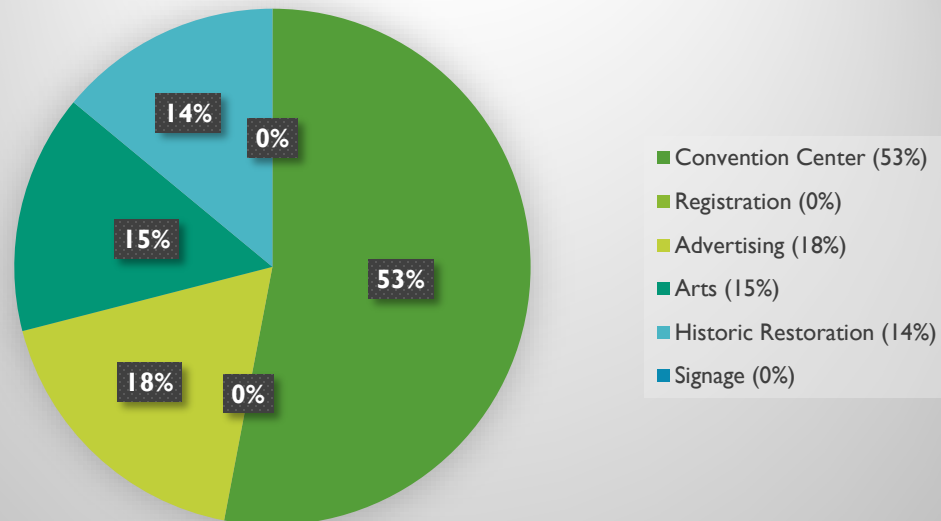
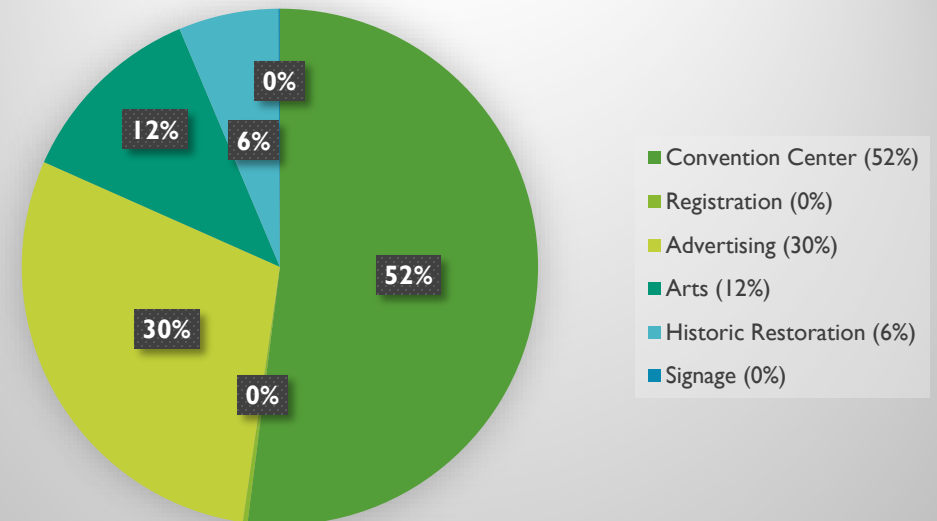


CHART DOES NOT INCLUDE AUSTIN'S CH 334  
VENUE HOT AND IS ADJUSTED FOR THE TAX FOR  
THE CVB INCLUDED IN CC INITIAL ALLOCATION

2018 Average of Select TX Cities



CITIES INCLUDED IN COMPARISON

AUSTIN SAN ANTONIO DALLAS  
HOUSTON FORT WORTH

# STATE COMPTROLLER'S HOTEL TAX INFORMATION AUSTIN'S (CH 351/LOCAL) DISTRIBUTION COMPARED TO AVERAGE OF **ALL** TX ENTITIES REPORTED

2018 Austin

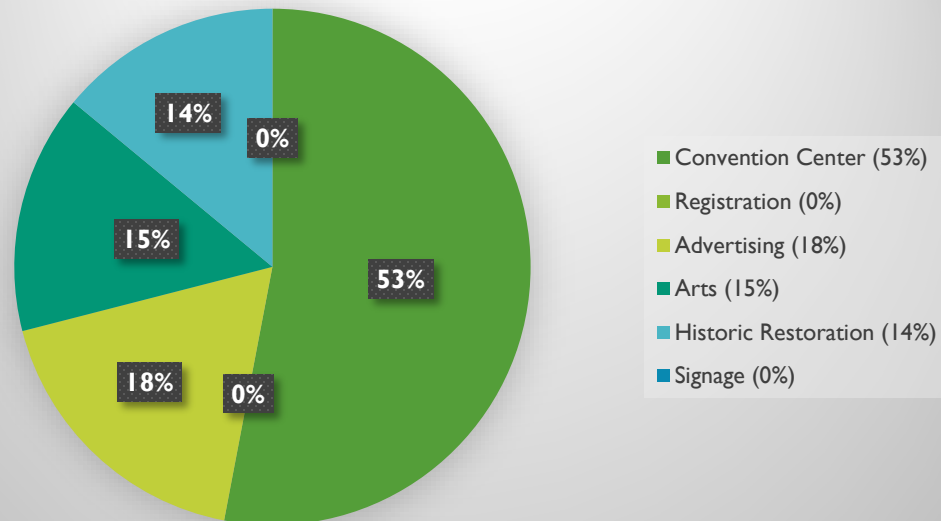
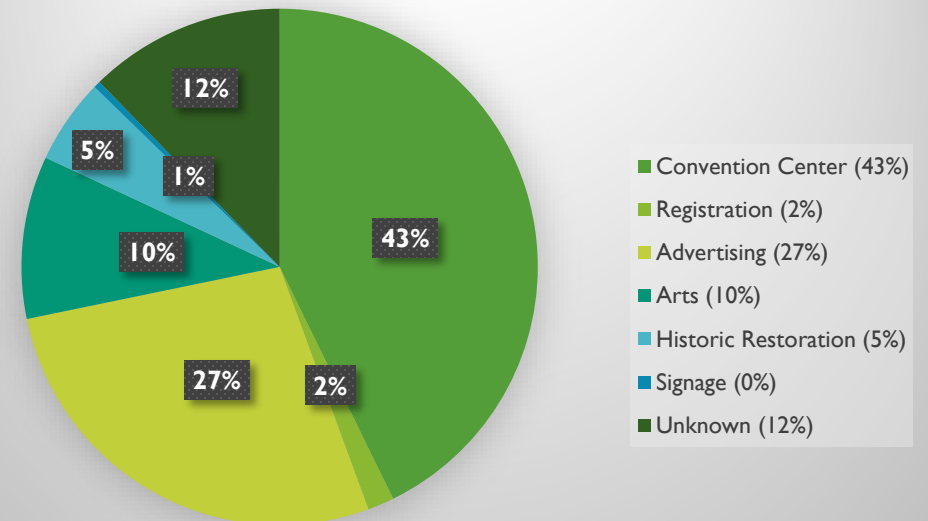


CHART DOES NOT INCLUDE AUSTIN'S CH 334  
VENUE HOT AND IS ADJUSTED FOR THE TAX FOR  
THE CVB INCLUDED IN CC INITIAL ALLOCATION

2018 Ave for all TX entities



INCLUDES 335 TEXAS CITIES, TOWNS,  
AND VILLAGES

# AUSTIN CONVENTION CENTER DEPARTMENT'S 5-YEAR FINANCIAL OPERATING RESULTS COMPARED TO OTHER CITIES & AVERAGE

	Average of 5 Most Recent Years Reported									Ave of 5-yr		Single yr		
	Austin	San Antonio <sup>1</sup>	Dallas	Houston <sup>2</sup>	Fort Worth <sup>1</sup>	Nashville <sup>2,3</sup>	Seattle <sup>2</sup>	Denver <sup>1,2</sup>		Average		Average		Diff
Operating Revenue	29,989	29,749	34,609	11,222	15,603	21,663	39,565	43,322		28,215		30,921		2,706
Operating Expenses, Depr, Amort	(58,293)	(67,988)	(79,253)	(88,403)	(29,235)	(36,284)	(50,437)	(61,128)		(58,878)		(61,453)		(2,575)
Net Operating Loss	(28,304)	(38,239)	(44,644)	(77,181)	(13,632)	(14,621)	(10,872)	(17,806)		(30,662)		(30,532)		130
Total Non-Oper Rev, Trans In/Out, Contrib, Net	51,090	45,795	41,594	68,862	14,059	48,473	49,644	19,521		42,380		46,871		4,491
Change in Net Position/Net Income	22,786	7,556	(3,050)	(8,319)	427	33,852	38,773	1,715		11,717		16,339		4,621
<sup>1</sup> City has chosen to categorize their convention center funds as Special Revenue Funds instead of Enterprise Funds. Accounting rules are different for each fund type; therefore, adjustments in the presentation of the financial information have been made to facilitate a more accurate comparison														
<sup>2</sup> City and/or County has outsourced the operations to a separate entity; however, funding sources are still consistent with other city-run facilities														
<sup>3</sup> Nashville receives a portion of sales tax as well as Hotel and Rental Car tax to pay debt service, capital and operating costs														