



FY20 Financial Forecast

City Manager's Directive for FY20 Budget

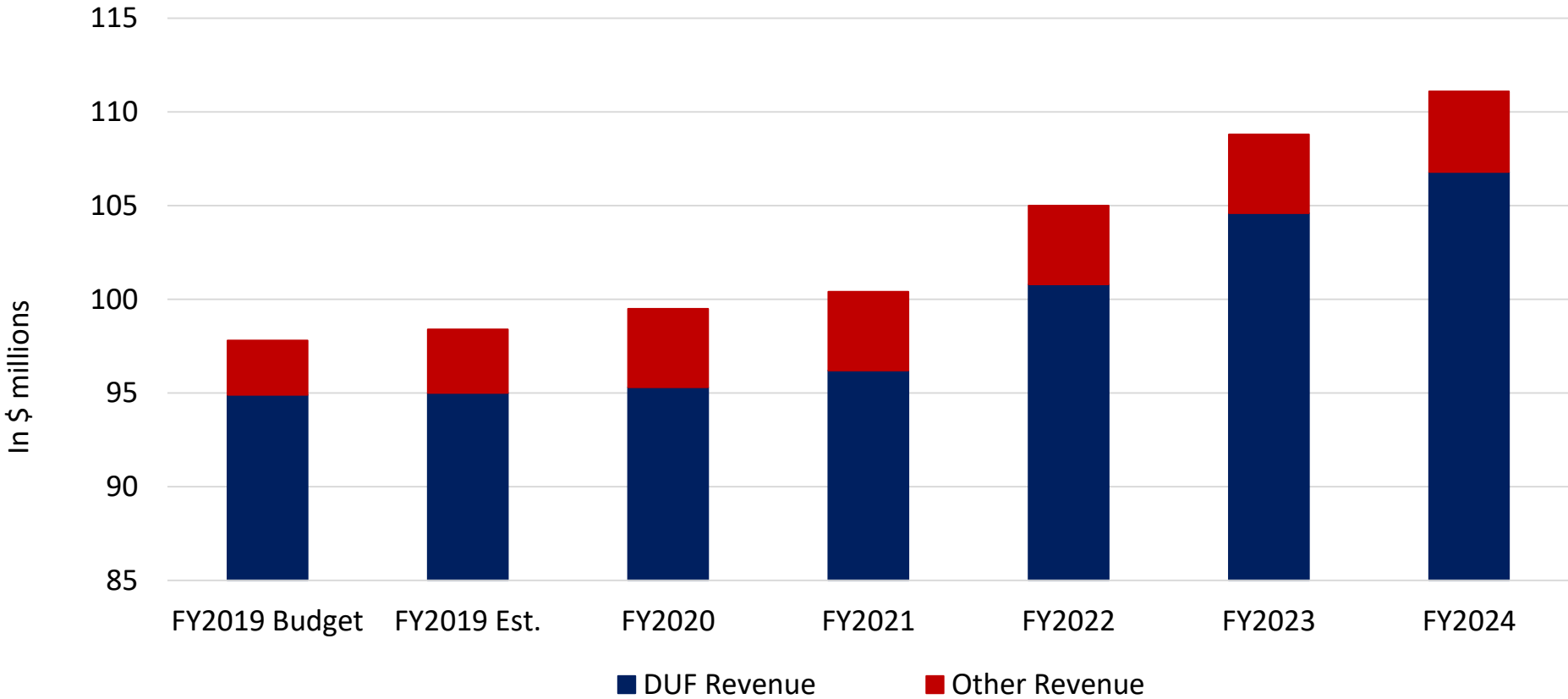
Focus on “*continuous improvement, effectiveness, and efficiency*” by seeking out “**opportunities to streamline work and identify cost savings** without sacrificing our dedication to high levels of customer service”

Spencer Cronk, City Manager
September 13, 2018 memo to Council

FY20 Forecast Significant Items

- No rate increase in FY20 and FY21
- A modest 1% increase in contractual services and commodity purchases
- 13 new FTEs to support the Operations due to growing demand for department's services
- Capital investment of \$35 million projected each year for the next five years
- Equity assessment and action plan will evaluate department prioritization and engagement processes

Five-Year Revenue Projection



In \$ millions	FY2019 Budget	FY2019 Est.	FY2020	FY2021	FY2022	FY2023	FY2024
DUF Revenue	94.9	95.0	95.3	96.2	100.8	104.6	106.8
Other Revenue	2.9	3.4	4.2	4.2	4.2	4.2	4.3
Total Revenue	97.8	98.4	99.5	100.4	105.0	108.8	111.1

FY20 Fund Summary

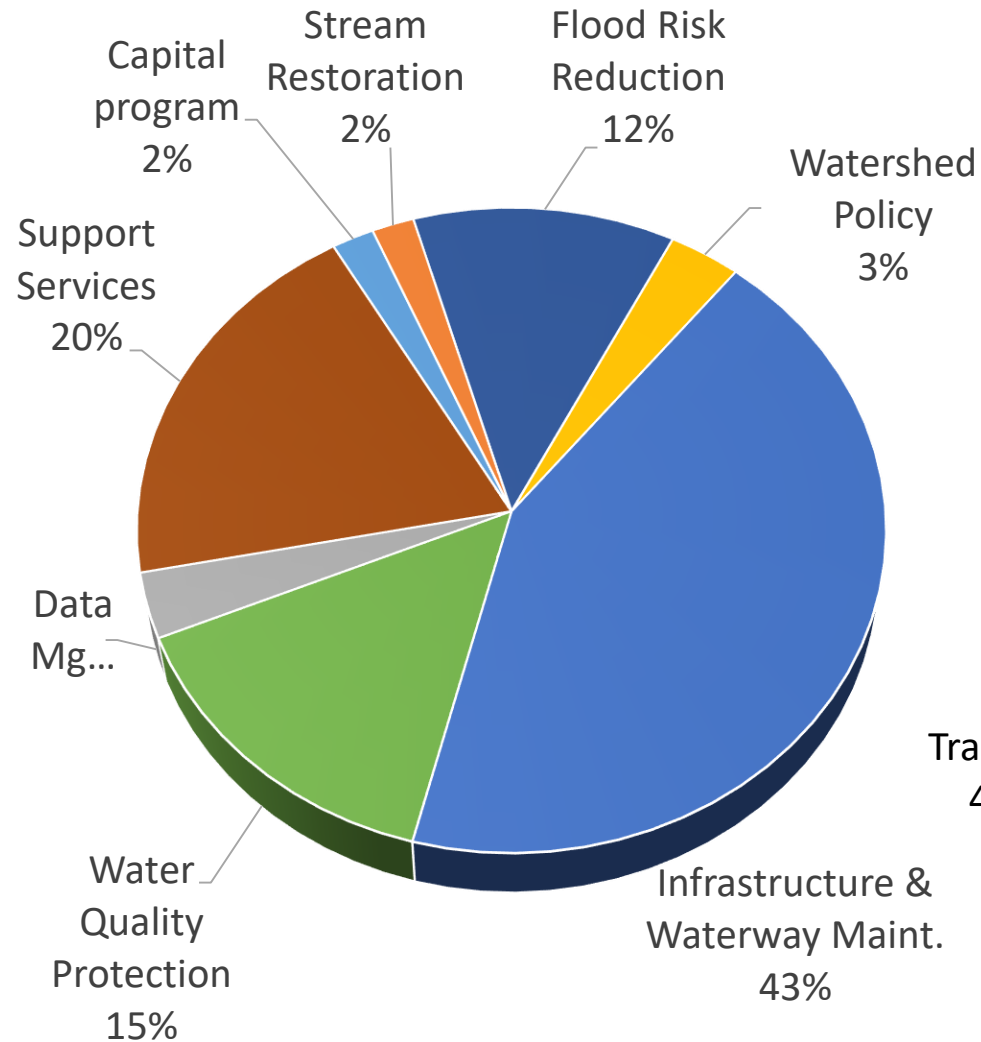
	FY18 Actual	FY19 Budget	FY19 CYE	FY20 Forecast
Beginning Balance*	\$ 16.4	\$ 15.4	\$ 18.8	\$17.3
Revenue	97.1	97.8	98.4	99.4
Expenditures	94.7	103.5	99.9	102.3
Excess/(Deficit)	2.4	(5.7)	(1.5)	(2.9)
Ending Balance	18.8	9.7	17.3	14.4
FTEs	347	347	347	360

* Beginning Balance after FY 2018 Year-end results

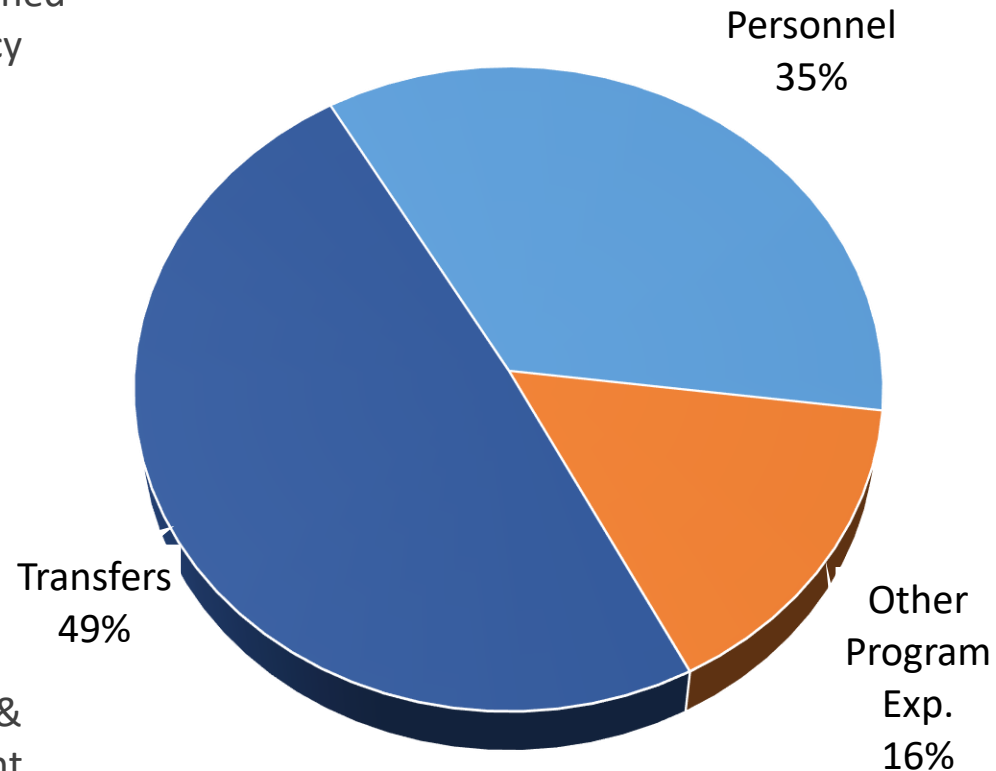
** Preliminary FY20 Budget

FY20 Watershed Protection Operating Forecast

Department Programs



Expenditure Categories



A photograph of a stream restoration project in progress. In the background, a yellow Komatsu excavator and two smaller yellow Volvo excavators are working on a steep, eroded bank. A worker in a yellow safety vest and white hard hat stands near the Volvo excavators. In the foreground, a worker in a white hard hat and safety vest is digging with a shovel in a muddy area. A large green pipe is visible on the right side of the frame. The scene is surrounded by trees and vegetation.

Capital Improvement Program

Stream restoration in Givens Park

Five-Year CIP Plan: Overview

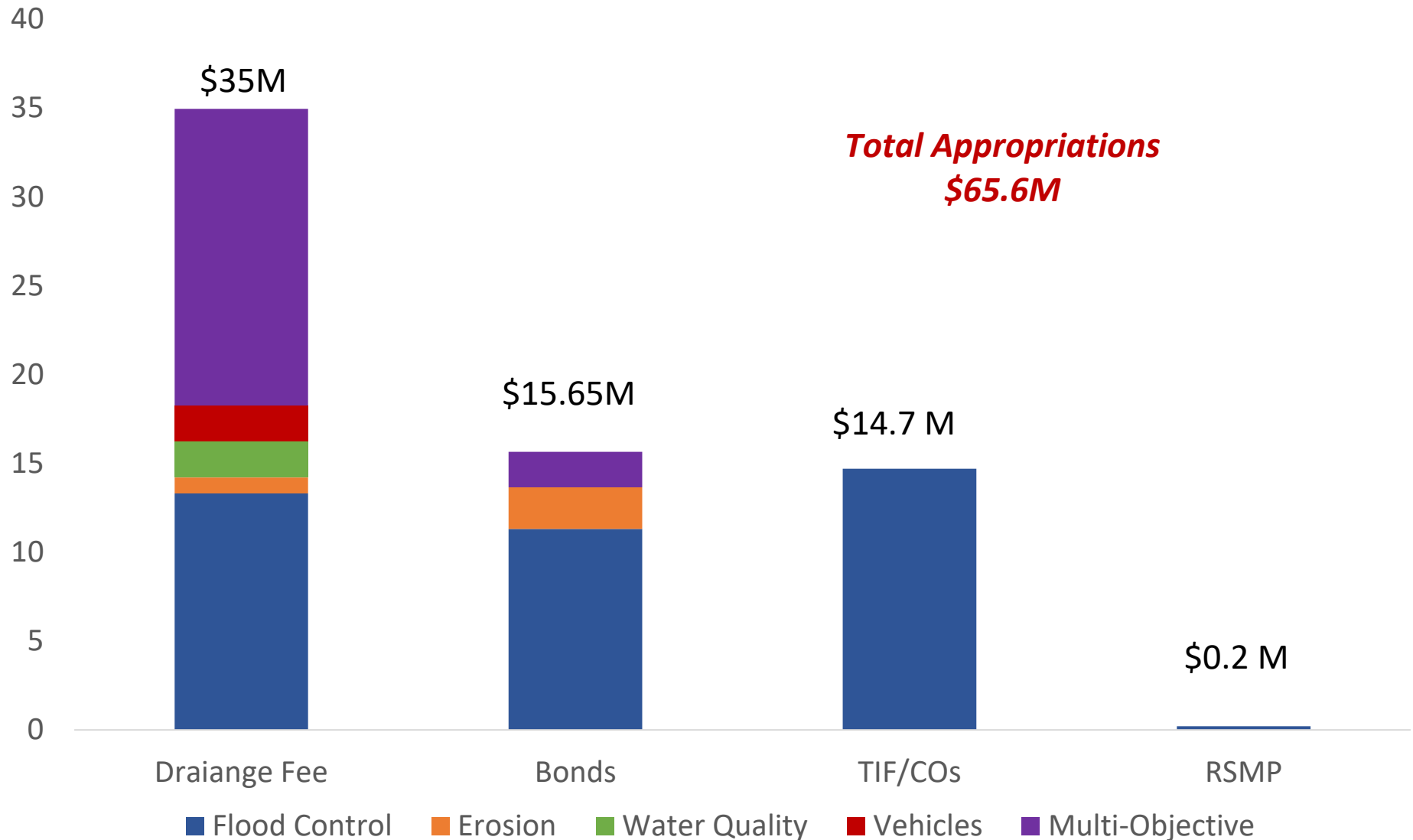
- Outlines WPD's projected major capital improvements during the next five years based on existing funds and anticipated revenues (e.g., DUF, bonds, development fees, TIF)
 - \$362 million in total funding requests for FY20-24
- Projects are identified using Watershed Master Plan problem scoring and prioritization
- Appropriations for the upcoming fiscal year are adopted in the annual budget
- Allows the department to plan ahead for funding and implementation of current and future capital needs

Five-Year CIP Plan: Summary

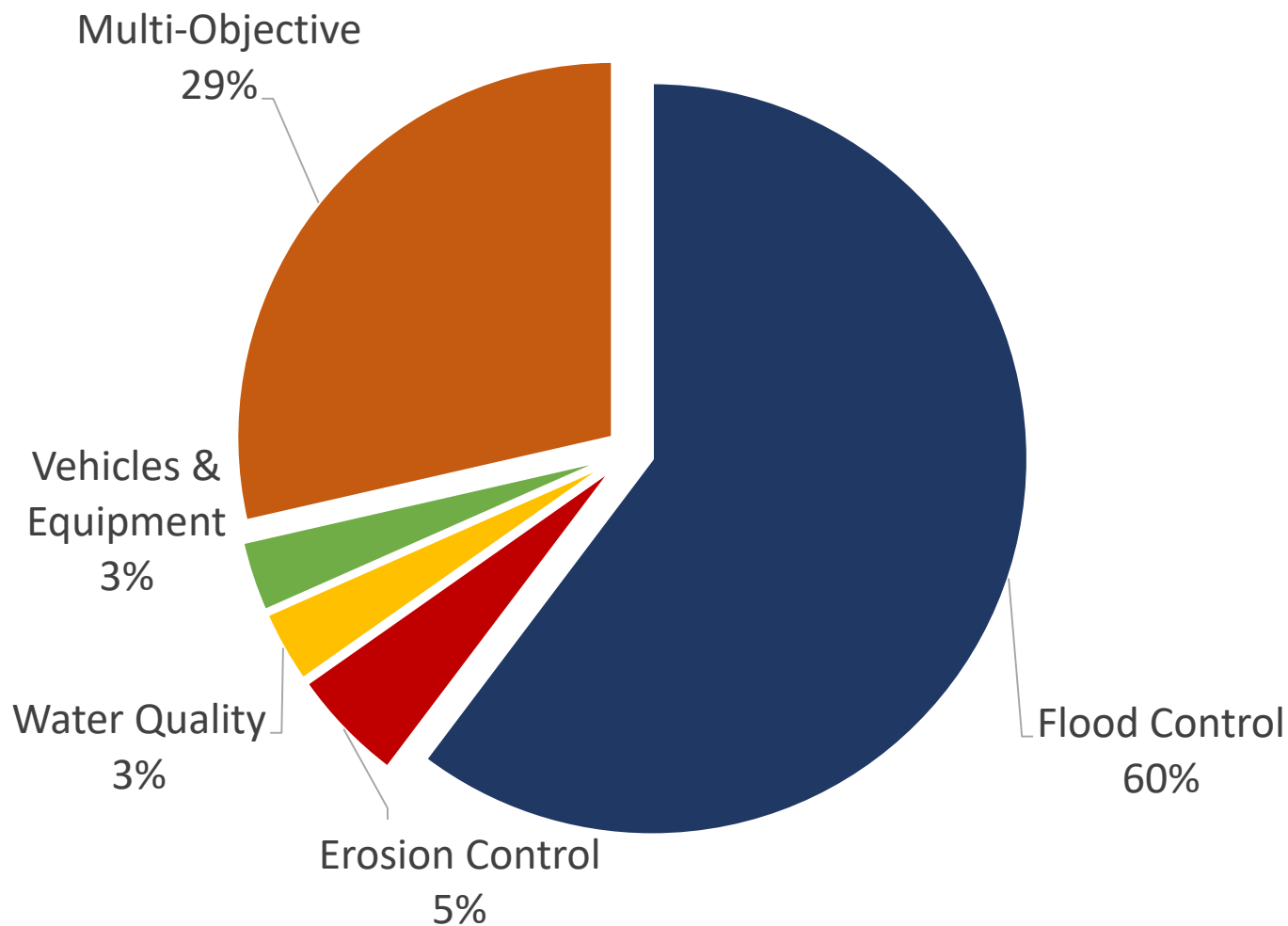
- 85 total projects
 - 18 Creek Flood Risk Reduction
 - 13 Localized Flood Risk Reduction
 - 9 Erosion Control
 - 22 Water Quality
 - 23 Multi-Objective (e.g., studies, small projects, partnerships)
- 33 new projects / 52 ongoing projects
- 19 bond projects
 - 18 stormwater/drainage projects
 - Open space acquisition program

FY20 Appropriations by Funding Source

(\$ millions)



FY20 CIP Appropriations by Category



Five-Year CIP Plan: Highlights



Onion Creek - Upper Onion Creek Flood Risk Reduction Project

Five-Year CIP Plan: Highlights



West Bouldin – Del Curto Storm Drain Improvements

Five-Year CIP Plan: Highlights



Little Walnut – Jamestown Erosion and Drainage Improvements

Five-Year CIP Plan: Highlights



Waller Creek – Small-Scale Green Stormwater Infrastructure

Five-Year CIP Plan: Highlights



Open Space – Anthem Tract Acquisition (2019)

Questions?

Anupa Gharpurey, Chief Financial Manager
Watershed Protection Department
City of Austin
(512) 974-2543
Anupa.Gharpurey@austintexas.gov

Matt Hollon, Planning Division Manager
Watershed Protection Department
City of Austin
(512) 974-2212
Matt.Hollon@austintexas.gov