



To: Zero Waste Advisory Commission

From: Richard McHale
Interim Director
Austin Resource Recovery Department

Date: September 4, 2019

Subject: Director's Monthly Report to the Zero Waste Advisory Commission

ARR Solicitations Update
As of August 21, 2019
ZWAC Meeting September 4, 2019

Upcoming Solicitations Under Development (in alphabetical order):

1. Post-Disaster Debris Removal Services: RFP – Contractor to provide emergency debris removal services in accordance with the Federal Emergency Management Administration (FEMA) policies and guidelines. No existing contract.
2. Post-Disaster Debris Monitoring Services: RFP – Contractor to provide emergency field debris monitoring services to include management and accounting services for monitoring the recovery efforts of the City's Post Disaster Debris Removal Contractor. No existing contract.
3. Daily Drop-Off of Material Collected Through Dumpster or Roll-Off Service: IFB – Contractor to receive daily collections of bulk materials from the City at their disposal facility or landfill. No existing contract.

Definitions:

CCO (Capital Contracting Office): Administers the procurement of professional and construction services.

CO-OP (Cooperative Contract): A contract that has been competitively bid and issued by another government or purchasing alliance with the intention of sharing it with other governmental entities.

IFB (Invitation for Bid): Formal bidding documents inviting suppliers to submit pricing for goods or services.

RFI (Request for Information): Used to obtain industry input, feedback, or reactions from potential suppliers prior to issuing a solicitation.

RFQ (Request for Quotation): Informal request to suppliers to provide quotes on specific goods or services.

RFQS (Request for Qualifications): Formal solicitation used when qualifications are the main criteria for professional services.

RFP (Request for Proposals): Formal request for a supplier to provide a solution and cost estimate to a complex need.

Solicitations to be Posted Within the Next 90 Days:

1. Dumpster Collection and Cleaning Services for the Central Business District: RFI/IFB – Contractor to provide trash, recycling, and compost dumpster collection, collection of bulk materials and area litter clean up in the Central Business District of Austin, Texas. [Link to current contract.](#)
2. Impact Study – Economic Impact of Existing C&D Disposal and Diversion Rates on Household Affordability: RFQ – Consultant to conduct a comprehensive, data driven benchmarking study of the economic impact of existing disposal and diversion rates on household affordability and an assessment of future markets for reuse of construction and demolition materials on or before April 2, 2020. This study is required by section 15-6-157 A of [City Ordinance No. 20151119-098](#). No existing contract.
3. Mattress Collection and Recycling Services: RFP – This is a new service needed as mattresses are currently collected through bulky collection and landfilled at high rates. [RFI 1500 SLW6000](#) was issued in July 2018 related to these services. That information is under review to establish a scope of work for solicitation. No existing contract.
4. Recycling of Polyethylene (Plastic Film): RFQ – This will be resolicited as an RFQ. Only one response was received with the IFB, and it did not meet the City's needs. The [IFB solicitation](#) was published on May 15, 2019 and closed on June 6, 2019. There was no previous contract. Contractor to pick up, transport, and recycle expanded polystyrene that ARR collects at the RRDOC. ARR collected approximately 15 tons of plastic film last year.
5. Replacement Brooms for Sweepers: IFB – Contractor to provide replacement brooms and accessories for ARR's Schwarze, Tennant, and Tymco sweepers on an as needed basis. [Link to current contract.](#)
6. Residential Trash Dumpster Collection Services: IFB – Contractor to collect, transport, process, dispose of, and clean-up trash materials generated by ARR residential customers located within the ARR service areas of Austin. ARR residential customers include single family, duplex, triplex and fourplex premises. [Link to current contract.](#)
7. Routine Non-Residential (City facilities) Dumpster Collection Services: RFI/IFB – Contractor to collect trash, recycling, brush, bulk, and compostable Materials from City of Austin facilities. Scope may also include as-needed special event and emergency service needs at City facilities. [Link to current contract.](#)
8. Vehicle Rapid Response Remediation Services: IFB – Contractor to provide rapid response remediation services for spills resulting from accidents and equipment malfunctions that occur within ARR's vehicle fleet, to include containerizing and transporting the material from vehicle spills for recycling, waste treatment, and ultimate disposal. Spills associated with these incidents are primarily non-hazardous total petroleum hydrocarbons (TPH) and engine coolant. [Link to current contract.](#)

Definitions:

CCO (Capital Contracting Office): Administers the procurement of professional and construction services.

CO-OP (Cooperative Contract): A contract that has been competitively bid and issued by another government or purchasing alliance with the intention of sharing it with other governmental entities.

IFB (Invitation for Bid): Formal bidding documents inviting suppliers to submit pricing for goods or services.

RFI (Request for Information): Used to obtain industry input, feedback, or reactions from potential suppliers prior to issuing a solicitation.

RFQ (Request for Quotation): Informal request to suppliers to provide quotes on specific goods or services.

RFQS (Request for Qualifications): Formal solicitation used when qualifications are the main criteria for professional services.

RFP (Request for Proposals): Formal request for a supplier to provide a solution and cost estimate to a complex need.

Published Solicitations:

1. Medical Health and Evaluation Program: RFQS 1500 EAD4003 – Contractor to provide a medical and health evaluation program for applicants and employees potentially exposed to levels of hazardous materials, respiratory contaminants, noise, and other occupational health related conditions, as well as conduct medical and health evaluations for Commercial Driver's License drivers to determine each driver's physical ability to operate a commercial vehicle. Current Contract, NA140000170, is not available to the public. Current Contract expires on October 12, 2019. This solicitation was published on August 19, 2019 and closes on September 19, 2019.
2. Textiles Curbside Recycling: RFP 1500 SLW3004 – Contractor to develop and implement an all-encompassing curbside soft textile recyclables collection services program that will not compete with charitable clothing donation centers. This solicitation was published on August 5, 2019 and closes on September 17, 2019. An [RFI](#) was previously posted for this service. [Link to current contract.](#)
3. Flat Sheet Printing and Direct Mail Services: IFB 1500 CRR1004REBID – This is being resolicited. Contractor to provide a variety of flat sheet printing and related services. This rebid was published on August 19, 2019 and closes on September 5, 2019. The [original solicitation](#) was published on May 27, 2019 and closed on June 13, 2019.

Solicitations in Evaluation or Negotiation:

1. Collection, Transportation, Processing, and Disposal of Hazardous Waste: IFB 1500 SLW1025 – Contractor to collect, transport, process, and dispose of hazardous waste collected at the Recycle and Reuse Drop-off Center (RRDOC), as well as provide emergency response remediation services for hazardous and non-hazardous solid waste spills on City property. This solicitation was published on June 10, 2019 and closed on July 16, 2019.
2. Latex Paint Recycling: RFP 1500 SLW3002 – Contractor to pick up, transport, sort, remanufacture, package, and resale latex paint collected at ARR's Household Hazardous Waste Facility. This solicitation was published on February 11, 2019 and closed on March 26, 2019. This is listed for discussion and action on the August 8th Council agenda.
3. Organics Processing Services: IFB 1500 SLW1018 – Contractor to provide complete organics processing, sorting, composting, and marketing services to include detailed data reporting to support the City's expanding residential curbside organic materials collection program. This solicitation was published on May 27, 2019 and closed on June 25, 2019.
4. Trash and Recycling Receptacles for Downtown: IFB 1500 SLW1017 – Contractor to provide trash and recycling containers that match receptacle design in the downtown Austin area, according to Great Streets Master Plan. This solicitation was published on March 4, 2019 and closed on March 21, 2019.

Definitions:

CCO (Capital Contracting Office): Administers the procurement of professional and construction services.

CO-OP (Cooperative Contract): A contract that has been competitively bid and issued by another government or purchasing alliance with the intention of sharing it with other governmental entities.

IFB (Invitation for Bid): Formal bidding documents inviting suppliers to submit pricing for goods or services.

RFI (Request for Information): Used to obtain industry input, feedback, or reactions from potential suppliers prior to issuing a solicitation.

RFQ (Request for Quotation): Informal request to suppliers to provide quotes on specific goods or services.

RFQS (Request for Qualifications): Formal solicitation used when qualifications are the main criteria for professional services.

RFP (Request for Proposals): Formal request for a supplier to provide a solution and cost estimate to a complex need.

Zero Waste Advisory Commission - August 14th, 2019
Single Stream Recycling Statistical Report
FY19: October 2018 - June 2019

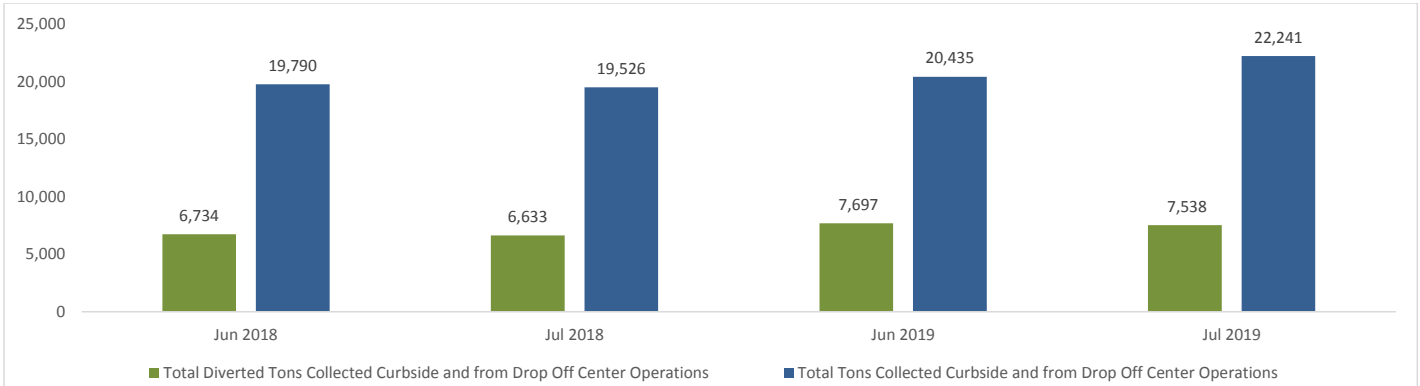
Texas Disposal Systems (TDS) and Balcones Resources, Inc. (BRI)

Month and Year	Contractor	Tons Delivered	Contractor Payments			Net Value to the City	Landfill Cost Avoidance	
			Revenue	Processing Cost	Net Amount Due/(Owed)	\$ per ton value	Cost Per Ton	Total
October 2018	TDS	2,292.54	\$93,700	\$207,475	(\$113,775)	(\$49.63)	\$22.52	\$51,628
	BRI	2,907.11	\$60,090	\$211,519	(\$151,430)	(\$52.09)	\$22.52	\$65,468
	Total	5,199.65	\$153,790	\$418,994	(\$265,205)			\$117,096
November 2018	TDS	1,890.70	\$71,812	\$171,108	(\$99,296)	(\$52.52)	\$22.52	\$42,579
	BRI	3,256.23	\$65,141	\$231,092	(\$165,951)	(\$50.96)	\$22.52	\$73,330
	Total	5,146.93	\$136,953	\$402,201	(\$265,247)			\$115,909
December 2018	TDS	2,164.25	\$81,734	\$195,865	(\$114,130)	(\$52.73)	\$22.52	\$48,739
	BRI	3,043.88	\$60,832	\$219,414	(\$158,582)	(\$52.10)	\$22.52	\$68,548
	Total	5,208.13	\$142,566	\$415,278	(\$272,712)			\$117,287
January 2019	TDS	2,256.70	\$83,512	\$204,231	(\$120,719)	(\$53.49)	\$22.52	\$50,821
	BRI	3,478.81	\$67,008	\$243,334	(\$176,326)	(\$50.69)	\$22.52	\$78,343
	Total	5,735.51	\$150,520	\$447,566	(\$297,046)			\$129,164
February 2019	TDS	1,767.72	\$60,030	\$159,979	(\$99,949)	(\$56.54)	\$22.52	\$39,809
	BRI	2,585.31	\$45,828	\$192,534	(\$146,705)	(\$56.75)	\$22.52	\$58,221
	Total	4,353.03	\$105,858	\$352,512	(\$246,654)			\$98,030
March 2019	TDS	1,710.00	\$54,164	\$154,755	(\$100,591)	(\$58.83)	\$22.52	\$38,509
	BRI	2,782.95	\$45,917	\$204,194	(\$158,277)	(\$56.87)	\$22.52	\$62,672
	Total	4,492.95	\$100,081	\$358,949	(\$258,868)			\$101,181
April 2019	TDS	2,241.97	\$62,901	\$202,898	(\$139,997)	(\$62.44)	\$22.52	\$50,489
	BRI	2,745.03	\$39,757	\$201,957	(\$162,200)	(\$59.09)	\$22.52	\$61,818
	Total	4,987.00	\$102,658	\$404,855	(\$302,197)			\$112,307
May 2019	TDS	1,829.78	\$52,746	\$165,595	(\$112,849)	(\$61.67)	\$22.52	\$41,207
	BRI	3,513.29	\$45,260	\$245,231	(\$199,971)	(\$56.92)	\$22.52	\$79,119
	Total	5,343.07	\$98,006	\$410,826	(\$312,820)			\$120,326
June 2019	TDS	1,924.09	\$54,107	\$174,130	(\$120,023)	(\$62.38)	\$22.93	\$44,119
	BRI	2,742.24	\$35,654	\$201,792	(\$166,138)	(\$60.58)	\$22.93	\$62,880
	Total	4,666.33	\$89,761	\$375,922	(\$286,162)			\$106,999
July 2019	TDS	2,252.82	\$61,362	\$203,880	(\$142,519)	(\$63.26)	\$22.93	\$51,657
	BRI	2,806.60	\$41,022	\$205,590	(\$164,568)	(\$58.64)	\$22.93	\$64,355
	Total	5,059.42	\$102,383	\$409,470	(\$307,086)			\$116,013
	FY19 Totals	50,192.02	\$1,182,577	\$3,996,573	(\$2,813,996)			\$1,134,312

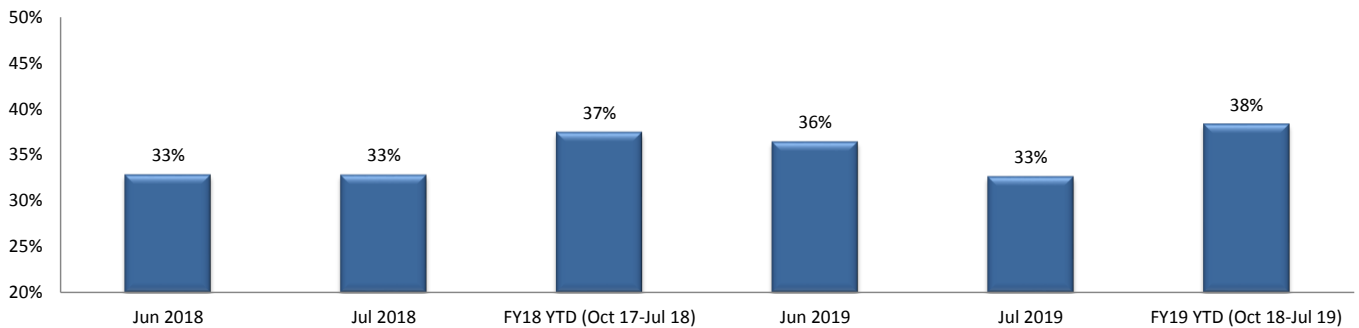
Austin Resource Recovery Curbside Collection and Drop Off Center Operations

Description of Services		LAST FISCAL YEAR				CURRENT FISCAL YEAR				
		FY 2017	FY 2018	Jun 2018	Jul 2018	FY18 YTD (Oct 17-Jul 18)	Jun 2019	Jul 2019	FY19 YTD (Oct 18-Jul 19)	FY 2019 Goal
Tons Disposed	Tons of curbside Trash	131,815	128,829	10,574	10,660	108,433	10,490	11,623	109,980	134,253
	Tons of Curbside Bulk Disposed	11,179	10,231	1,433	1,199	8,419	1,329	1,929	9,268	11,227
	HHW Operations Tons Disposed	471	528	66	53	438	42	46	424	451
	Estimated Tons of Curbside Recycling Residuals*	9,471	10,642	983	980	8,678	877	1,105	9,744	10,670
	Total Disposed Tons Collected Curbside and from Drop Off Center Operations	152,936	150,230	13,056	12,893	125,968	12,739	14,703	129,416	156,601
*Estimated tons of curbside recycling processed by vendors as residual - based on bi-annual sample route audit										
Tons Diverted	Tons of curbside recycling	49,233	48,005	3,767	3,849	40,506	3,789	3,955	40,448	51,330
	RRC Tons Recycled/Reused	1,641	1,986	178	196	1,601	182	231	1,894	1,810
	RRC Tons of Brush Collected	1,142	1,505	170	127	1,224	218	181	2,218	2,250
	HHW Operations Tons recycled/reused	465	469	47	47	374	43	41	398	558
	Tons of Drop Off Center Collections Recycled/Reused	3,087	3,759	360	345	3,015	411	404	4,283	4,453
	Tons of Curbside Yard Trimmings	34,316	32,244	1,962	1,869	28,869	2,711	2,406	33,774	41,367
	Tons of Curbside Bulk Recycled	161	201	36	24	184	32	49	227	165
	Tons of Curbside Brush Collected	7,367	6,292	550	504	5,041	717	660	5,187	7,900
	Tons of Curbside Textiles Collected	238	150	14	18	126	5	0	77	157
	Tons of Carts Recycled	197	154	8	0	128	0	16	132	175
	Total Diverted Tons Collected Curbside and from Drop Off Center Operations	94,760	91,006	6,734	6,633	78,053	7,697	7,538	84,355	105,712
	Tons of Curbside Compost Collected**	5,069	14,414	1,009	1,271	12,103	1,670	1,520	19,567	27,300
**"Tons of Curbside Compost Collected" is included in the "Tons of Yard Trimmings Collected"										
Total Tons Collected Curbside and from Drop Off Center Operations		247,696	241,236	19,790	19,526	204,022	20,435	22,241	213,771	262,313
Estimated Percent of Curbside Collected Materials Diverted from Landfills by ARR		37.51%	36.77%	32.79%	32.79%	37.41%	36.36%	32.59%	38.30%	39.30%
Pounds of Trash collected per customer per pickup		26.09	24.84	24.30	24.43	25.14	23.85	26.31	25.13	25.52
Number of Trash and Recycling Customers		194,357	199,448	200,876	201,356	199,046	203,017	203,881	201,956	202,317
Pounds of Recycled materials collected per customer per pickup (every other week)		19.61	18.62	17.42	17.75	18.89	17.33	18.00	18.59	19.82
Pounds of Yard Trimmings collected per customer per week		6.83	6.25	4.54	4.31	6.73	6.20	5.48	7.76	7.99
Number of Yard Trimmings/Organics Customers		193,110	198,325	199,674	200,125	197,946	201,861	202,773	200,850	199,199
Total tons of Dead Animals Collected from COA rights-of-way and the animal shelter		44	36	2	3	32	3	2	25	42

Austin Resource Recovery Curbside Collection and Drop Off Center Operations



Estimated Percent of Curbside Collected Materials Diverted from Landfills by ARR

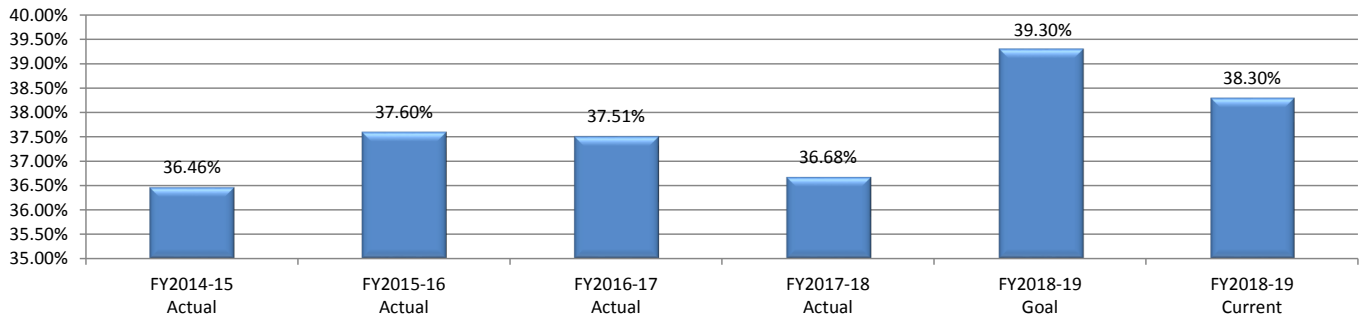


Reporting Status and Diversion Results for All Categories of Waste Generation

Category of Waste Generation	FY2014-15 Actual	FY2015-16 Actual	FY2016-17 Actual	FY2017-18 Actual	FY2018-19 Goal	FY2018-19 Current
Residential Waste Diversion (city serviced accounts)	36.46%	37.60%	37.51%	36.68%	39.30%	38.30%
Community Diversion Rate	*	42.02%	*	*	*	*

*As prescribed in the Austin Resource Recovery Master Plan, the Department will conduct a detailed waste assessment study every five years to determine progress toward our Zero Waste goal. The first such study was published in 2015 and is titled Austin's 2015 Community Diversion Study. The study focused on estimating diversion from both ARR-serviced properties and commercial properties. Commercial properties include retail businesses, food service establishments, professional offices, industrial properties, institutional facilities, government facilities, and multifamily properties five units and larger. According to Austin's 2015 Community Diversion Study, Residential Waste Diversion Rate (city serviced accounts) represents approximately 15% and the Community Diversion Rate (accounts serviced by private waste haulers) represents approximately 85% of the total citywide wastage.

Residential Waste Diversion (city serviced accounts)



Category of Waste Generation	CY 2016	CY 2017	CY 2018
Commercial Tons Landfilled**	1,152,661	1,708,484	1,079,312
Commercial Tons Recycled**	360,244	722,573	402,292
Commercial Organics Tons**	206,165	97,173	80,906

** Numbers reported here are compiled from self-reported data submitted by licensed private waste haulers via semi-annual tonnage reports required under Section 15-6-3 of the City Code on a calendar year basis and as such, ARR does not attest to the accuracy of these amounts. These numbers reflect data from 100-200 licensed haulers (number of haulers varies over time), and include haulers servicing dumpsters, roll-offs, construction and demolition debris, landscaping debris, and metal scrap. These numbers do not reflect all data sources included in Austin's 2015 Community Diversion Study.