



To: Zero Waste Advisory Commission

From: Ken Snipes
Director
Austin Resource Recovery

Date: November 21, 2019

Subject: Director's Monthly Report to the Zero Waste Advisory Commission

Styrofoam Processing Grant

The Department has been awarded a grant for \$45,000 from the Foodservice Packaging Institute for the purchase of a new Styrofoam processing machine. This machine will supplement and expand the existing Styrofoam recycling program at the Recycle and Reuse Drop-Off Center.

City of San Antonio and City of McAllen Fining Systems

City of McAllen

	<i>Warnings</i>	<i>Violations</i>	<i>Diversion rates</i>
<i>2015</i>	-	-	23%
<i>2016</i>	-	-	22%
<i>2017</i>	8,104	1,726	28%
<i>2018</i>	3,476	453	36%
<i>2019</i>	3,059	309	37%

City of McAllen's procedure is to place a yellow warning tag if there is an overflow of the black bin (garbage), littering, or an improper disposal of waste in the recycling bin. After a second violation, a 2nd violation will have an automatic deliver of a 2nd black bin and a \$12.50 will be charged to the residence's monthly utility bill for the additional black bin.

City of San Antonio

	<i>Warnings</i>	<i>Violations</i>	<i>Diversion rates</i>
<i>2015</i>	-	-	29%
<i>2016</i>	4,603	173	32%
<i>2017</i>	30,966	950	33%
<i>2018</i>	59,916	2,051	32%
<i>2019</i>	56,809	1,778	36%

The City of San Antonio’s inspection team will check blue recycling bins and search for unacceptable items. If an unacceptable item is found (clothes, diapers, shredded paper, yard trimmings, aluminum foil, etc.) then a hang tag will be placed on the bin, and if the trash is not removed, then the bin will not be picked up. After the initial warning, if the inspector finds unacceptable items again, the second infraction may result in a \$25 fine.

Aviation Department Bird Strike Data

Wildlife Strikes Reported Within a 5-mile Radius of Austin-Bergstrom in 2019 (updated 11-6-2019)

Mourning Dove	37	Bird, unknown species, medium size	4	Crested Caracara	2	Black Vulture	1	Scissor-tailed Flycatcher	1
Bird, unknown species, small size	30	Great-tailed Grackle	4	Pigeon	2	Killdeer	1	Sora	1
European	25	Nighthawk	4	American Golden Plover	1	Meadowlark	1	Western Kingbird	1
Bird, unknown species, no size specified	16	Blue-gray Gnatcatcher	3	American Pipit	1	Mississippi Kite	1	Western Tanager	1
Barn Swallow	7	Cliff Swallow	3	American Robin	1	Northern Mockingbird	1	White-winged Dove	1
Cave Swallow	7	American Kestrel	2	Black-throated Green Warbler	1	Purple Martin	1		

Documented Number of Birds Struck in 2019: 161

Number of Strike Reports Submitted in 2019: 148



ARR Solicitations Update
As of November 15, 2019
ZWAC Special Meeting November 21, 2019

Upcoming Solicitations Under Development (in alphabetical order):

1. Post-Disaster Debris Removal Services: RFP – Contractor to provide emergency debris removal services in accordance with the Federal Emergency Management Administration (FEMA) policies and guidelines. No existing contract.
2. Post-Disaster Debris Monitoring Services: RFP – Contractor to provide emergency field debris monitoring services to include management and accounting services for monitoring the recovery efforts of the City's Post-Disaster Debris Removal Contractor. No existing contract.
3. Recycling Processing Services for City In-House Recycling Collection: IFB – Contractor to provide single-stream recyclable material processing and marketing services to receive, sort, process, store, market, and sell recyclable material collection by ARR from City facilities. [Link to current contract.](#)
4. Refurbishing Receptacles: IFB – Contractor to provide refurbishing services for trash, compostable, and recyclable receptacles (carts) used by the City. No existing contract.
5. Single-Stream Recycling Services: IFB – Contractor to operate a single-stream recycling facility to provide an alternative drop off location to make it easier for residents to responsibly discard their recyclable commodities and divert them from landfills. [Link to current contract.](#)
6. Truck Scale Inspection, Maintenance, and Repair: IFB – Contractors to complete quarterly full-service, diagnostics, inspections, preventative maintenance, servicing, authorized part replacements, and repairs of truck and floor scales located at City facilities. [Link to current contract.](#)

Definitions:

CCO (Capital Contracting Office): Administers the procurement of professional and construction services.

CO-OP (Cooperative Contract): A contract that has been competitively bid and issued by another government or purchasing alliance with the intention of sharing it with other governmental entities.

IFB (Invitation for Bid): Formal bidding documents inviting suppliers to submit pricing for goods or services.

RFI (Request for Information): Used to obtain industry input, feedback, or reactions from potential suppliers prior to issuing a solicitation.

RFQ (Request for Quotation): Informal request to suppliers to provide quotes on specific goods or services.

RFQS (Request for Qualifications): Formal solicitation used when qualifications are the main criteria for professional services.

RFP (Request for Proposals): Formal request for a supplier to provide a solution and cost estimate to a complex need.

Solicitations Expected to be Posted Within the Next 90 Days:

1. Daily Drop-Off of Material Collected Through Dumpster or Roll-Off Service: IFB – Contractor to receive daily collections of bulk materials from the City at their disposal facility or landfill. No existing contract.
2. Dumpster Collection and Cleaning Services for the Central Business District: [RFI/IFB](#) – Contractor to provide trash, recycling, and compost dumpster collection, collection of bulk materials, and area litter clean up in the Central Business District of Austin, Texas. [Link to current contract](#).
3. Mattress Collection and Recycling Services: RFP – This is a new service needed as mattresses are currently collected through bulky collection and landfilled. [RFI 1500 SLW6000](#) was issued in July 2018 related to these services. That information is under review to establish a scope of work for solicitation. No existing contract.
4. Routine Non-Residential (City facilities) Dumpster Collection Services: [RFI/IFB](#) – Contractor to collect trash, recycling, brush, bulk, and compostable materials from City of Austin facilities. Scope may also include special event and emergency service needs at City facilities on an as-needed basis. [Link to current contract](#).
5. Truck Wash Equipment Inspection, Maintenance, and Repair: RFQ – Contractor to provide routine monthly inspection, maintenance, and repairs on the commercial vehicle truck wash equipment owned by the City. The ensuing contract will be for one year to cover the City's needs until the new equipment retrofit is complete. [Link to current contract](#).
6. Vehicle Rapid Response Remediation Services: IFB – Contractor to provide rapid response remediation services for spills resulting from accidents and equipment malfunctions that occur within ARR's vehicle fleet, to include containerizing and transporting the material from vehicle spills for recycling, waste treatment, and ultimate disposal. Spills associated with these incidents are primarily non-hazardous total petroleum hydrocarbons (TPH) and engine coolant. [Link to current contract](#).

Published Solicitations:

NO UPDATES

Definitions:

CCO (Capital Contracting Office): Administers the procurement of professional and construction services.

CO-OP (Cooperative Contract): A contract that has been competitively bid and issued by another government or purchasing alliance with the intention of sharing it with other governmental entities.

IFB (Invitation for Bid): Formal bidding documents inviting suppliers to submit pricing for goods or services.

RFI (Request for Information): Used to obtain industry input, feedback, or reactions from potential suppliers prior to issuing a solicitation.

RFQ (Request for Quotation): Informal request to suppliers to provide quotes on specific goods or services.

RFQS (Request for Qualifications): Formal solicitation used when qualifications are the main criteria for professional services.

RFP (Request for Proposals): Formal request for a supplier to provide a solution and cost estimate to a complex need.

Solicitations in Evaluation or Negotiation:

1. Collection, Transportation, Processing, and Disposal of Hazardous Waste: [IFB 1500 SLW1025](#) – Contractor to collect, transport, process, and dispose of hazardous waste collected at the Recycle and Reuse Drop-off Center (RRDOC), as well as provide emergency response remediation services for hazardous and non-hazardous solid waste spills on City property. This solicitation was published on June 10, 2019 and closed on July 16, 2019.
2. Flat Sheet Printing and Direct Mail Services: [IFB 1500 CRR1004REBID](#) – Contractor to provide a variety of flat sheet printing and related services. This rebid was published on August 19, 2019 and closed on September 5, 2019. The [original solicitation](#) was published on May 27, 2019 and closed on June 13, 2019.
3. Impact Study – Economic Impact of Existing C&D Disposal and Diversion Rates on Household Affordability: [RFQ 1500 BYS2003](#) – Consultant to conduct a comprehensive, data driven benchmarking study of the economic impact of existing disposal and diversion rates on household affordability and an assessment of future markets for reuse of construction and demolition materials on or before April 2, 2020. This study is required by section 15-6-157 A of [City Ordinance No. 20151119-098](#). No existing contract. This solicitation was published on October 18, 2019 and closed on November 7, 2019.
4. Medical Health and Evaluation Program: [RFQS 1500 EAD4003](#) – Contractor to provide a medical and health evaluation program for applicants and employees potentially exposed to levels of hazardous materials, respiratory contaminants, noise, and other occupational health related conditions, as well as conduct medical and health evaluations for Commercial Driver's License holders to determine each driver's physical ability to operate a commercial vehicle. Current contract, NA140000170, is not available to the public. This solicitation was published on August 19, 2019 and closed on September 26, 2019.
5. Replacement Brooms for Sweepers: [IFB 1500 JRH1031](#) – Contractor to provide replacement brooms and accessories for ARR's Schwarze, Tennant, and Tymco sweepers on an as-needed basis. [Link to current contract](#). This solicitation was published on October 21, 2019 and closed on November 14, 2019.
6. Residential Trash Dumpster Collection Services: [IFB 1500 SLW1028](#) – Contractor to collect, transport, process, dispose of, and clean-up trash materials generated by ARR residential customers located within the ARR service areas of Austin. ARR residential customers include single-family, duplex, triplex, and fourplex premises. This solicitation posted on September 16, 2019, was extended and closed on October 22, 2019. [Link to current contract](#).
7. Trash and Recycling Receptacles for Downtown: [IFB 1500 SLW1017](#) – Contractor to provide trash and recycling containers that match receptacle design in the downtown Austin area, according to Great Streets Master Plan. This solicitation was published on March 4, 2019 and closed on March 21, 2019.

Definitions:

CCO (Capital Contracting Office): Administers the procurement of professional and construction services.

CO-OP (Cooperative Contract): A contract that has been competitively bid and issued by another government or purchasing alliance with the intention of sharing it with other governmental entities.

IFB (Invitation for Bid): Formal bidding documents inviting suppliers to submit pricing for goods or services.

RFI (Request for Information): Used to obtain industry input, feedback, or reactions from potential suppliers prior to issuing a solicitation.

RFQ (Request for Quotation): Informal request to suppliers to provide quotes on specific goods or services.

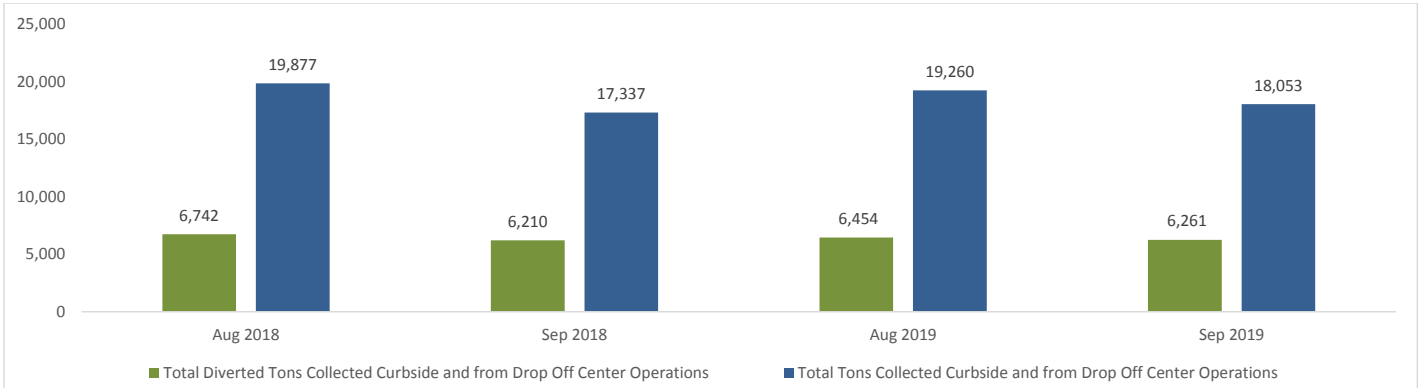
RFQS (Request for Qualifications): Formal solicitation used when qualifications are the main criteria for professional services.

RFP (Request for Proposals): Formal request for a supplier to provide a solution and cost estimate to a complex need.

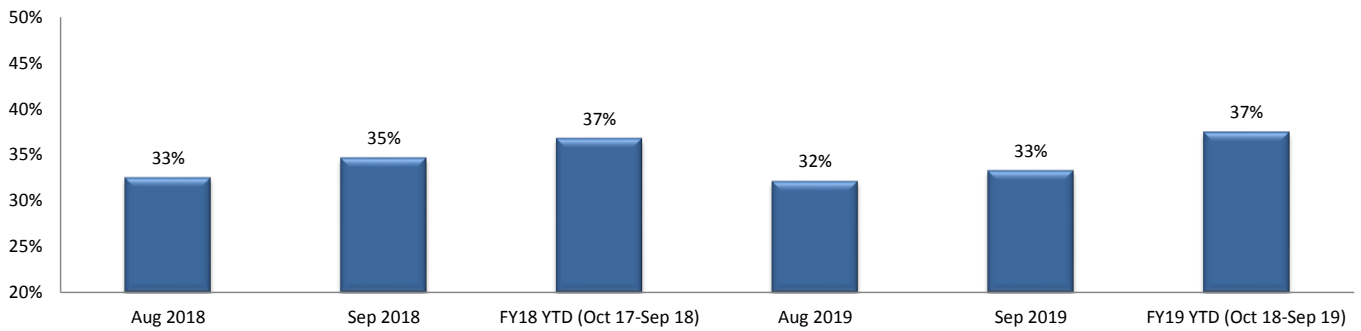
Austin Resource Recovery Curbside Collection and Drop Off Center Operations

Description of Services		LAST FISCAL YEAR				CURRENT FISCAL YEAR				
		FY 2017	FY 2018	Aug 2018	Sep 2018	FY18 YTD (Oct 17-Sep 18)	Aug 2019	Sep 2019	FY19 YTD (Oct 18-Sep 19)	FY 2019 Goal
Tons Disposed	Tons of curbside Trash	131,815	128,829	10,777	9,619	128,829	10,413	9,914	130,307	134,253
	Tons of Curbside Bulk Disposed	11,179	10,231	1,262	550	10,231	1,292	868	11,040	11,227
	HHW Operations Tons Disposed	471	528	56	33	528	58	35	517	451
	Estimated Tons of Curbside Recycling Residuals*	9,471	10,642	1,040	925	10,642	1,043	974	11,761	10,670
	Total Disposed Tons Collected Curbside and from Drop Off Center Operations	152,936	150,230	13,135	11,127	150,230	12,806	11,792	153,625	156,601
*Estimated tons of curbside recycling processed by vendors as residual - based on bi-annual sample route audit										
Tons Diverted	Tons of curbside recycling	49,233	48,005	3,931	3,567	48,005	3,607	3,473	47,528	51,330
	RRC Tons Recycled/Reused	1,641	1,986	250	136	1,986	172	193	2,259	1,810
	RRC Tons of Brush Collected	1,142	1,505	140	141	1,505	206	171	2,595	2,250
	HHW Operations Tons recycled/reused	465	469	48	47	469	48	30	477	558
	Tons of Drop Off Center Collections Recycled/Reused	3,087	3,759	426	318	3,759	403	387	5,073	4,453
	Tons of Curbside Yard Trimmings	34,316	32,244	1,621	1,754	32,244	1,689	1,802	37,265	41,367
	Tons of Curbside Bulk Recycled	161	201	12	5	201	23	7	257	165
	Tons of Curbside Brush Collected	7,367	6,292	725	526	6,292	675	585	6,447	7,900
	Tons of Curbside Textiles Collected	238	150	15	9	150	0	0	77	157
	Tons of Carts Recycled	197	154	0	26	154	34	0	166	175
	Total Diverted Tons Collected Curbside and from Drop Off Center Operations	94,599	90,805	6,742	6,210	90,805	6,454	6,261	96,813	105,547
	Tons of Curbside Compost Collected**	5,069	14,414	1,132	1,179	14,414	1,162	1,312	22,040	27,300
**"Tons of Curbside Compost Collected" is included in the "Tons of Yard Trimmings Collected"										
Total Tons Collected Curbside and from Drop Off Center Operations		247,535	241,035	19,877	17,337	241,035	19,260	18,053	250,438	262,148
Estimated Percent of Curbside Collected Materials Diverted from Landfills by ARR		37.51%	36.77%	32.52%	34.67%	36.77%	32.10%	33.29%	37.47%	39.30%
Pounds of Trash collected per customer per pickup		26.09	24.84	24.65	22.07	24.84	23.55	22.45	24.78	25.52
Number of Trash and Recycling Customers		194,357	199,448	201,764	201,150	199,448	204,089	203,854	202,292	202,317
Pounds of Recycled materials collected per customer per pickup (every other week)		19.61	18.62	18.10	16.47	18.62	16.41	15.81	18.17	19.82
Pounds of Yard Trimmings collected per customer per week		6.83	6.25	3.73	4.05	6.25	3.84	4.10	7.12	7.99
Number of Yard Trimmings/Organics Customers		193,110	198,325	200,515	199,923	198,325	202,866	202,722	201,174	199,199
Total tons of Dead Animals Collected from COA rights-of-way and the animal shelter		44	36	2	2	36	3	2	30	42

Austin Resource Recovery Curbside Collection and Drop Off Center Operations



Estimated Percent of Curbside Collected Materials Diverted from Landfills by ARR

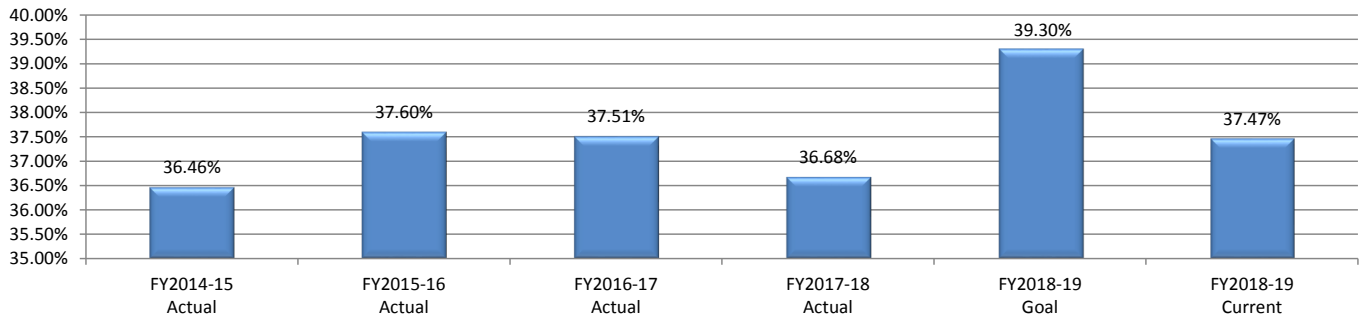


Reporting Status and Diversion Results for All Categories of Waste Generation

Category of Waste Generation	FY2014-15 Actual	FY2015-16 Actual	FY2016-17 Actual	FY2017-18 Actual	FY2018-19 Goal	FY2018-19 Current
Residential Waste Diversion (city serviced accounts)	36.46%	37.60%	37.51%	36.68%	39.30%	37.47%
Community Diversion Rate	*	42.02%	*	*	*	*

*As prescribed in the Austin Resource Recovery Master Plan, the Department will conduct a detailed waste assessment study every five years to determine progress toward our Zero Waste goal. The first such study was published in 2015 and is titled Austin's 2015 Community Diversion Study. The study focused on estimating diversion from both ARR-serviced properties and commercial properties. Commercial properties include retail businesses, food service establishments, professional offices, industrial properties, institutional facilities, government facilities, and multifamily properties five units and larger. According to Austin's 2015 Community Diversion Study, Residential Waste Diversion Rate (city serviced accounts) represents approximately 15% and the Community Diversion Rate (accounts serviced by private waste haulers) represents approximately 85% of the total citywide wastage.

Residential Waste Diversion (city serviced accounts)



Category of Waste Generation	CY 2016	CY 2017	CY 2018
Commercial Tons Landfilled**	1,152,661	1,708,484	1,079,312
Commercial Tons Recycled**	360,244	722,573	402,292
Commercial Organics Tons**	206,165	97,173	80,906

** Numbers reported here are compiled from self-reported data submitted by licensed private waste haulers via semi-annual tonnage reports required under Section 15-6-3 of the City Code on a calendar year basis and as such, ARR does not attest to the accuracy of these amounts. These numbers reflect data from 100-200 licensed haulers (number of haulers varies over time), and include haulers servicing dumpsters, roll-offs, construction and demolition debris, landscaping debris, and metal scrap. These numbers do not reflect all data sources included in Austin's 2015 Community Diversion Study.

Zero Waste Advisory Commission - November 13th, 2019
Single Stream Recycling Statistical Report
FY19: October 2018 - September 2019
Texas Disposal Systems (TDS) and Balcones Resources, Inc. (BRI)

Month and Year	Contractor	Tons Delivered	Contractor Payments			Net Value to the City \$ per ton value	Landfill Cost Avoidance	
			Revenue	Processing Cost	Net Amount Due/(Owed)		Cost Per Ton	Total
October 2018	TDS	2,292.54	\$93,700	\$207,475	(\$113,775)	(\$49.63)	\$22.52	\$51,628
	BRI	2,907.11	\$60,090	\$211,519	(\$151,430)	(\$52.09)	\$22.52	\$65,468
	Total	5,199.65	\$153,790	\$418,994	(\$265,205)			\$117,096
November 2018	TDS	1,890.70	\$71,812	\$171,108	(\$99,296)	(\$52.52)	\$22.52	\$42,579
	BRI	3,256.23	\$65,141	\$231,092	(\$165,951)	(\$50.96)	\$22.52	\$73,330
	Total	5,146.93	\$136,953	\$402,201	(\$265,247)			\$115,909
December 2018	TDS	2,164.25	\$81,734	\$195,865	(\$114,130)	(\$52.73)	\$22.52	\$48,739
	BRI	3,043.88	\$60,832	\$219,414	(\$158,582)	(\$52.10)	\$22.52	\$68,548
	Total	5,208.13	\$142,566	\$415,278	(\$272,712)			\$117,287
January 2019	TDS	2,256.70	\$83,512	\$204,231	(\$120,719)	(\$53.49)	\$22.52	\$50,821
	BRI	3,478.81	\$67,008	\$243,334	(\$176,326)	(\$50.69)	\$22.52	\$78,343
	Total	5,735.51	\$150,520	\$447,566	(\$297,046)			\$129,164
February 2019	TDS	1,767.72	\$60,030	\$159,979	(\$99,949)	(\$56.54)	\$22.52	\$39,809
	BRI	2,585.31	\$45,828	\$192,534	(\$146,705)	(\$56.75)	\$22.52	\$58,221
	Total	4,353.03	\$105,858	\$352,512	(\$246,654)			\$98,030
March 2019	TDS	1,710.00	\$54,164	\$154,755	(\$100,591)	(\$58.83)	\$22.52	\$38,509
	BRI	2,782.95	\$45,917	\$204,194	(\$158,277)	(\$56.87)	\$22.52	\$62,672
	Total	4,492.95	\$100,081	\$358,949	(\$258,868)			\$101,181
April 2019	TDS	2,241.97	\$62,901	\$202,898	(\$139,997)	(\$62.44)	\$22.52	\$50,489
	BRI	2,745.03	\$39,757	\$201,957	(\$162,200)	(\$59.09)	\$22.52	\$61,818
	Total	4,987.00	\$102,658	\$404,855	(\$302,197)			\$112,307
May 2019	TDS	1,829.78	\$52,746	\$165,595	(\$112,849)	(\$61.67)	\$22.52	\$41,207
	BRI	3,513.29	\$45,260	\$245,231	(\$199,971)	(\$56.92)	\$22.52	\$79,119
	Total	5,343.07	\$98,006	\$410,826	(\$312,820)			\$120,326
June 2019	TDS	1,924.09	\$54,107	\$174,130	(\$120,023)	(\$62.38)	\$22.93	\$44,119
	BRI	2,742.24	\$35,654	\$201,792	(\$166,138)	(\$60.58)	\$22.93	\$62,880
	Total	4,666.33	\$89,761	\$375,922	(\$286,162)			\$106,999
July 2019	TDS	2,252.82	\$61,362	\$203,880	(\$142,519)	(\$63.26)	\$22.93	\$51,657
	BRI	2,806.60	\$41,022	\$205,590	(\$164,568)	(\$58.64)	\$22.93	\$64,355
	Total	5,059.42	\$102,383	\$409,470	(\$307,086)			\$116,013
August 2019	TDS	1,715.03	\$43,424	\$155,210	(\$111,786)	(\$65.18)	\$22.93	\$39,326
	BRI	2,935.17	\$40,148	\$213,175	(\$173,027)	(\$58.95)	\$22.93	\$67,303
	Total	4,650.20	\$83,572	\$368,385	(\$284,813)			\$106,629
September 2019	TDS	1,941.25	\$46,348	\$175,683	(\$129,335)	(\$66.62)	\$22.93	\$44,513
	BRI	2,506.12	\$32,620	\$187,861	(\$155,241)	(\$61.94)	\$22.93	\$57,465
	Total	4,447.37	\$78,968	\$363,544	(\$284,576)			\$101,978
FY19 Totals		59,289.59	\$1,345,117	\$4,728,503	(\$3,383,386)			\$1,342,919