







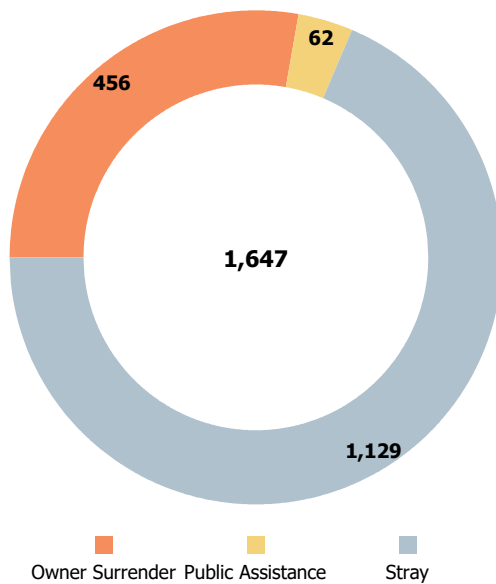
Austin Animal Center Monthly Report October 2019



Austin Animal Center **October 2019 Intakes**


	 Neonatal	 Kitten	 Adult Cat	 Neonatal	 Puppy	 Adult Dog	Total
Owner Surrender	30	100	77	11	92	146	456
Public Assistance	0	1	8	0	4	49	62
Stray	177	202	123	55	184	388	1,129
Total	207	303	208	66	280	583	1,647

Intakes by Intake Type





Age Breakdown

Neonatal

  under 6 weeks old

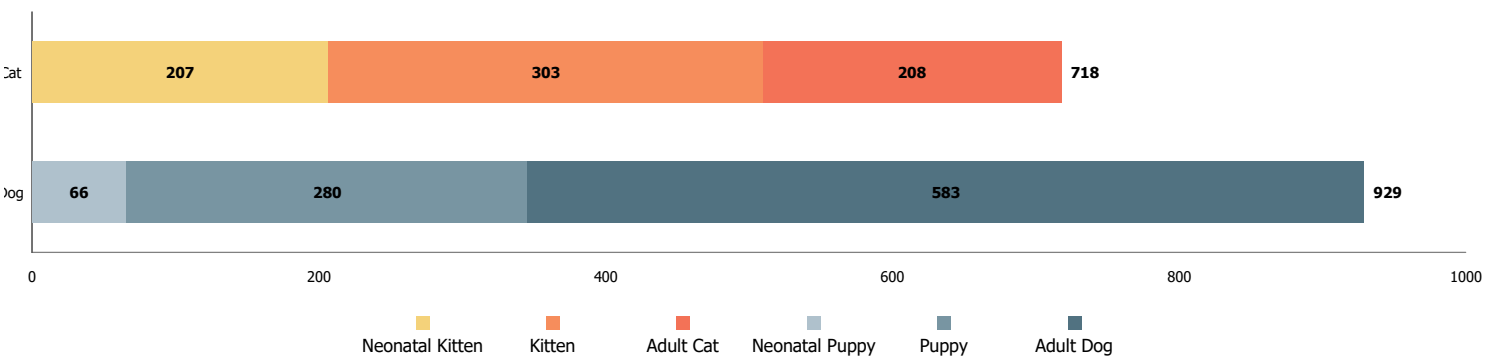
Kitten/Puppy

  6 weeks to under 1 year old

Adult

  at least 1 year old

Intakes by Age Breakdown

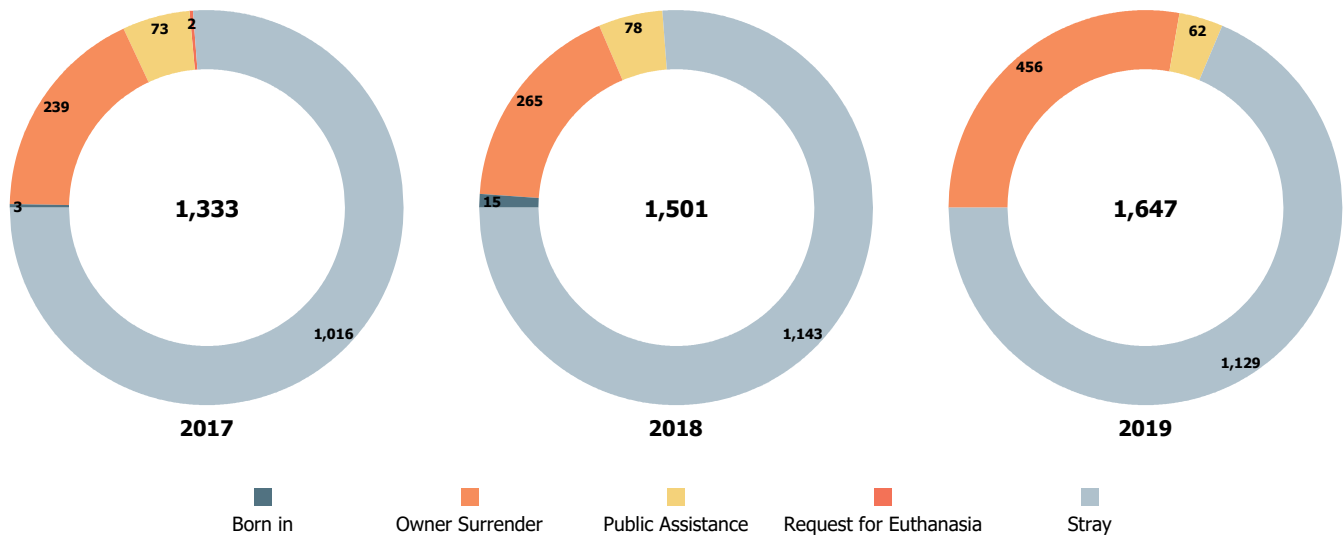


Austin Animal Center **October 2017 to 2019 Intakes**

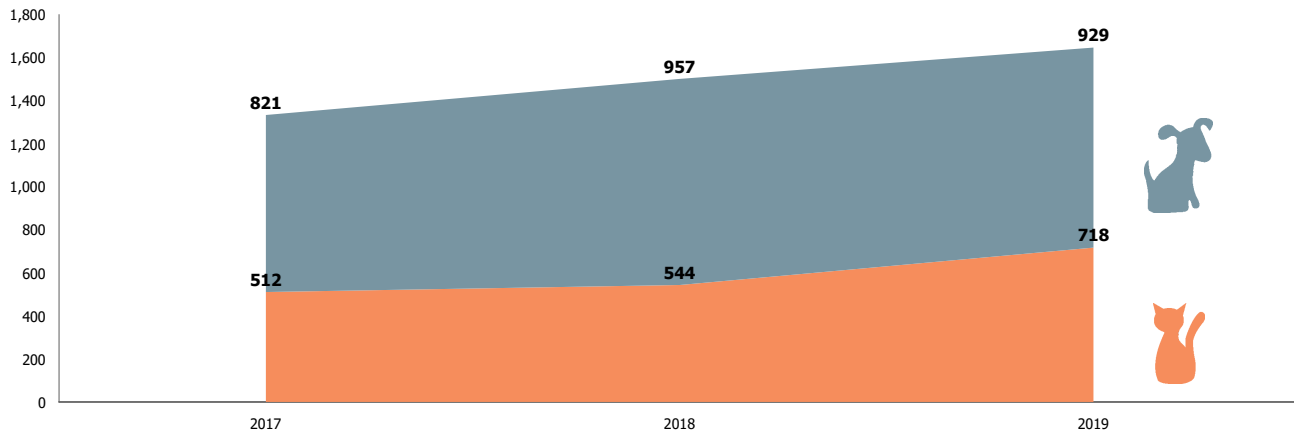


	2017			2018			2019		
	Cat	Dog	Total	Cat	Dog	Total	Cat	Dog	Total
Born in	3	0	3	4	11	15	0	0	0
Owner Surrender	93	146	239	90	175	265	207	249	456
Public Assistance	5	68	73	9	69	78	9	53	62
Request for Euthanasia	1	1	2	0	0	0	0	0	0
Stray	410	606	1,016	441	702	1,143	502	627	1,129
Total	512	821	1,333	544	957	1,501	718	929	1,647







Yearly October Intakes by Intake Type


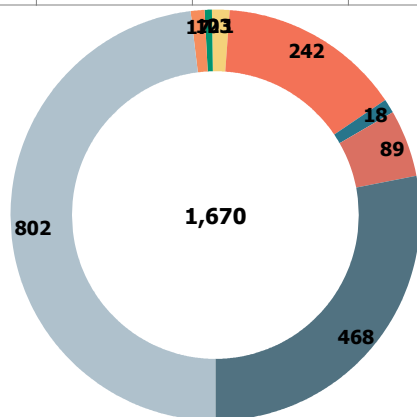


Yearly October Intakes by Animal Type



Austin Animal Center October 2019 Outcomes

	 Neonatal	 Kitten	 Adult Cat	 Neonatal	 Puppy	 Adult Dog	Total
Adoption	0	293	69	0	214	226	802
Deceased	2	6	5	1	0	3	17
Disposal	3	2	4	0	0	1	10
Humane Euthanasia	2	6	9	0	0	6	23
Missing	0	0	0	0	0	1	1
RTO	1	3	25	0	30	183	242
Rto-Adopt	0	1	1	0	2	14	18
Shelter Neuter Return	0	40	49	0	0	0	89
Transfer	109	86	46	25	58	144	468
Total	117	437	208	26	304	578	1,670




Age Breakdown

Neonatal

  under 6 weeks old

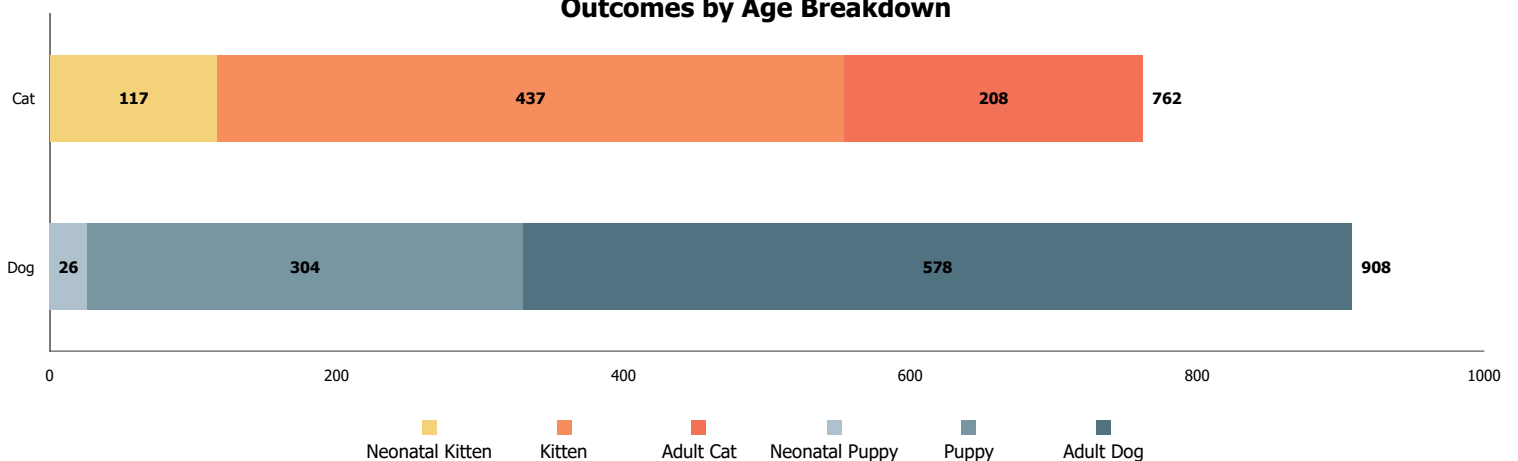
Kitten/Puppy

  6 weeks to under 1 year old

Adult

  at least 1 year old

Outcomes by Age Breakdown

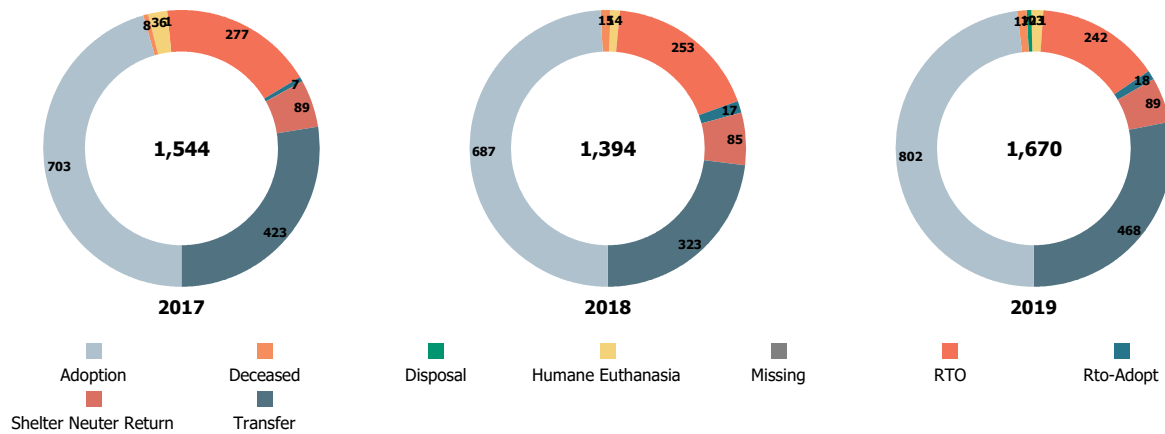


Austin Animal Center October 2017 to 2019 Outcomes

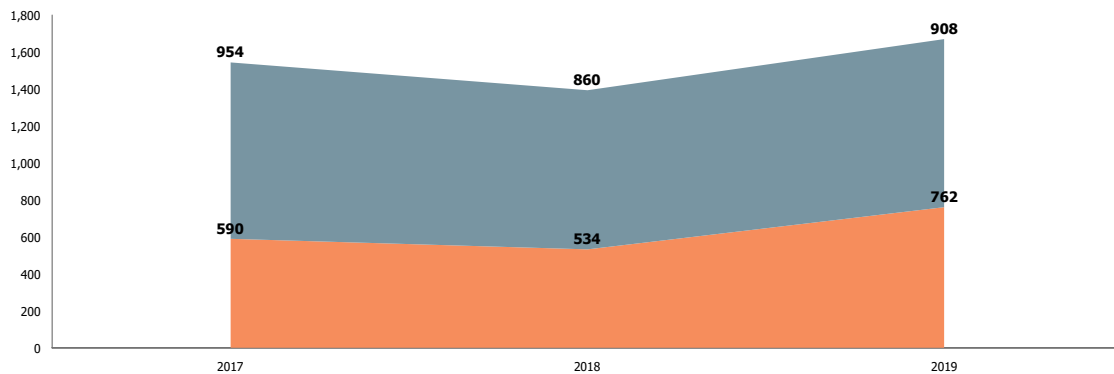


	2017			2018			2019		
	Cat	Dog	Total	Cat	Dog	Total	Cat	Dog	Total
Adoption	282	421	703	274	413	687	362	440	802
Deceased	6	2	8	12	3	15	13	4	17
Disposal	0	0	0	0	0	0	9	1	10
Humane Euthanasia	25	11	36	12	2	14	17	6	23
Missing	1	0	1	0	0	0	0	1	1
RTO	31	246	277	25	228	253	29	213	242
Rto-Adopt	1	6	7	0	17	17	2	16	18
Shelter Neuter Return	89	0	89	85	0	85	89	0	89
Transfer	155	268	423	126	197	323	241	227	468
Total	590	954	1,544	534	860	1,394	762	908	1,670

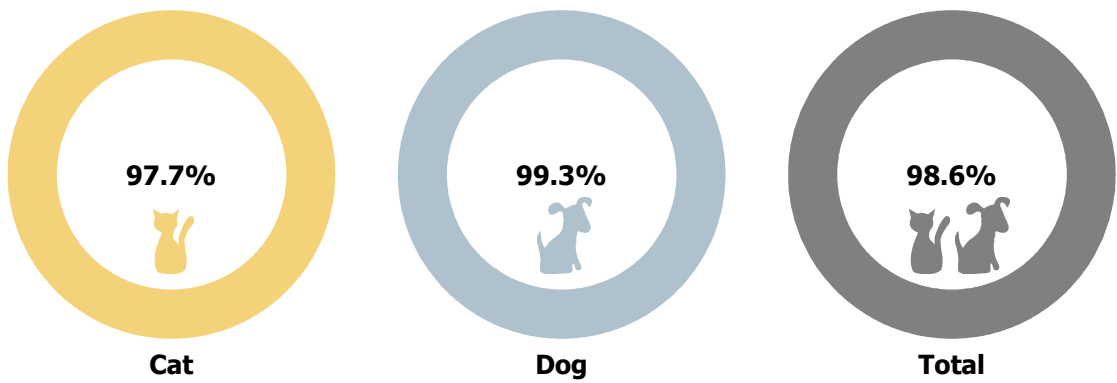
Yearly October Outcomes by Outcome Type



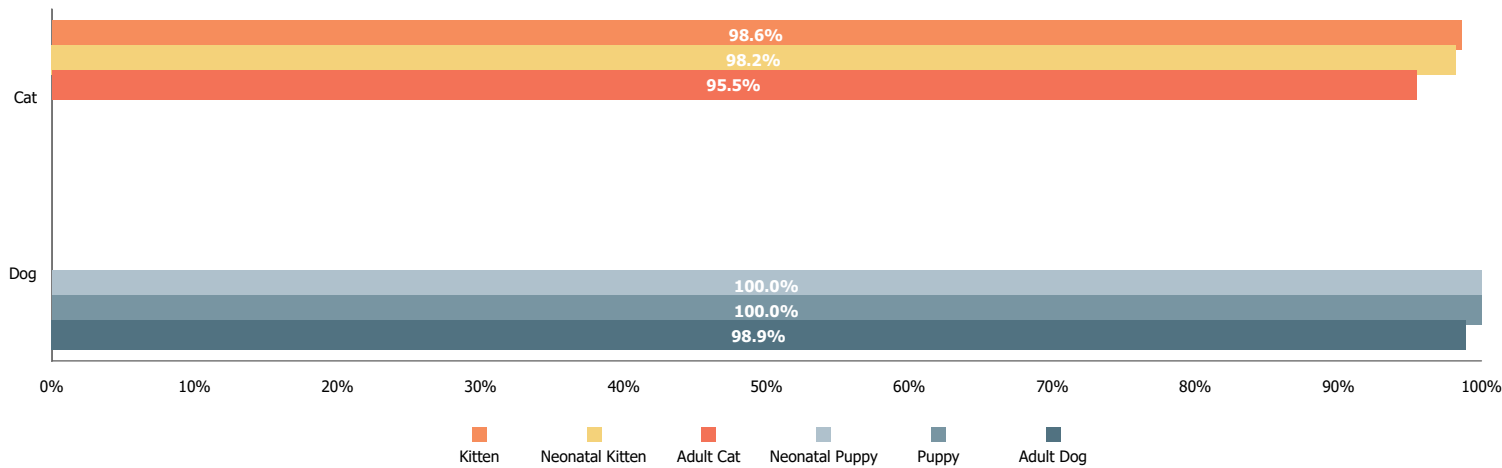
Yearly October Outcomes by Animal Type



Total Live Release Rates



Live Release Rates by Age Breakdown



Yearly October Live Release Rates Compared

