



# OFFICE OF POLICE OVERSIGHT



## Analysis of APD Racial Profiling Data & Community Police Review Commission

Hispanic/Latino Quality of Life Advisory Commission

Maya Guevara, Community Engagement Specialist- Office of Police Oversight

[Maya.Guevara@austintexas.gov](mailto:Maya.Guevara@austintexas.gov)

February 25, 2020



Website: [ATXPoliceOversight.org](https://ATXPoliceOversight.org)



Phone: (512) 972-20PO  
or (512) 972-2676



ATXPoliceOversight



ATX\_OPO



OFFICE OF  
POLICE OVERSIGHT



# **Joint Report: Analysis of APD's Racial Profiling Data**

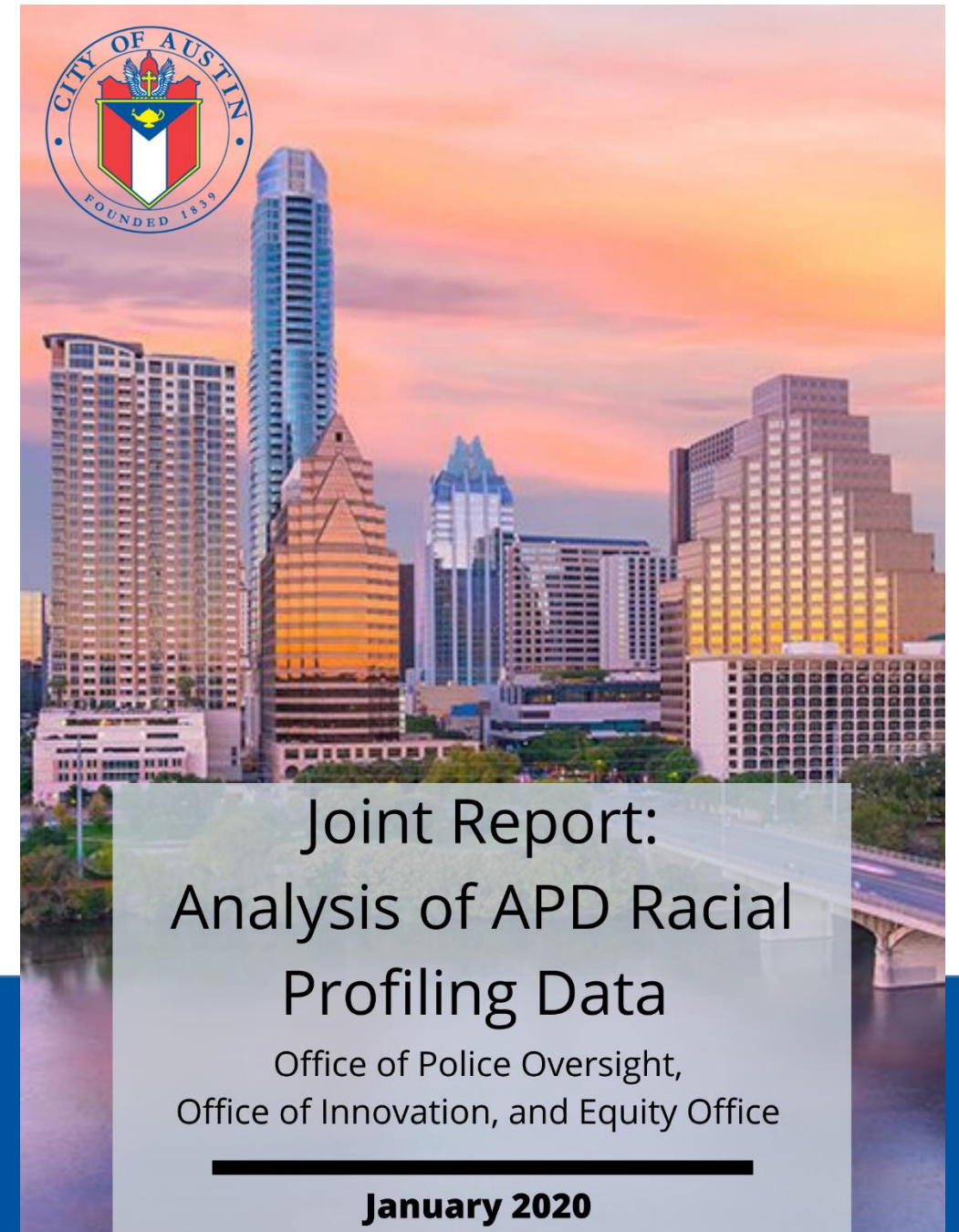


# Report Overview

- The Office of Police Oversight, the Office of Innovation, and the Equity Office reviewed Austin Police Department (APD) data of motor vehicle stops from 2015- 2018. This report was developed in order to align with the City of Austin's Strategic Direction 2023 (SD23).
- This report utilizes census voting age population data to examine how outcomes of police action vary for people of different racial/ethnic groups.

SD23: Fair Administrative of Justice

*Develop and act on recommendations to ensure that all community members are treated fairly and equitably in the enforcement of laws and the adult and juvenile justice systems, whether they are defendants or victims of crime.*



# Racial Disparity 2018

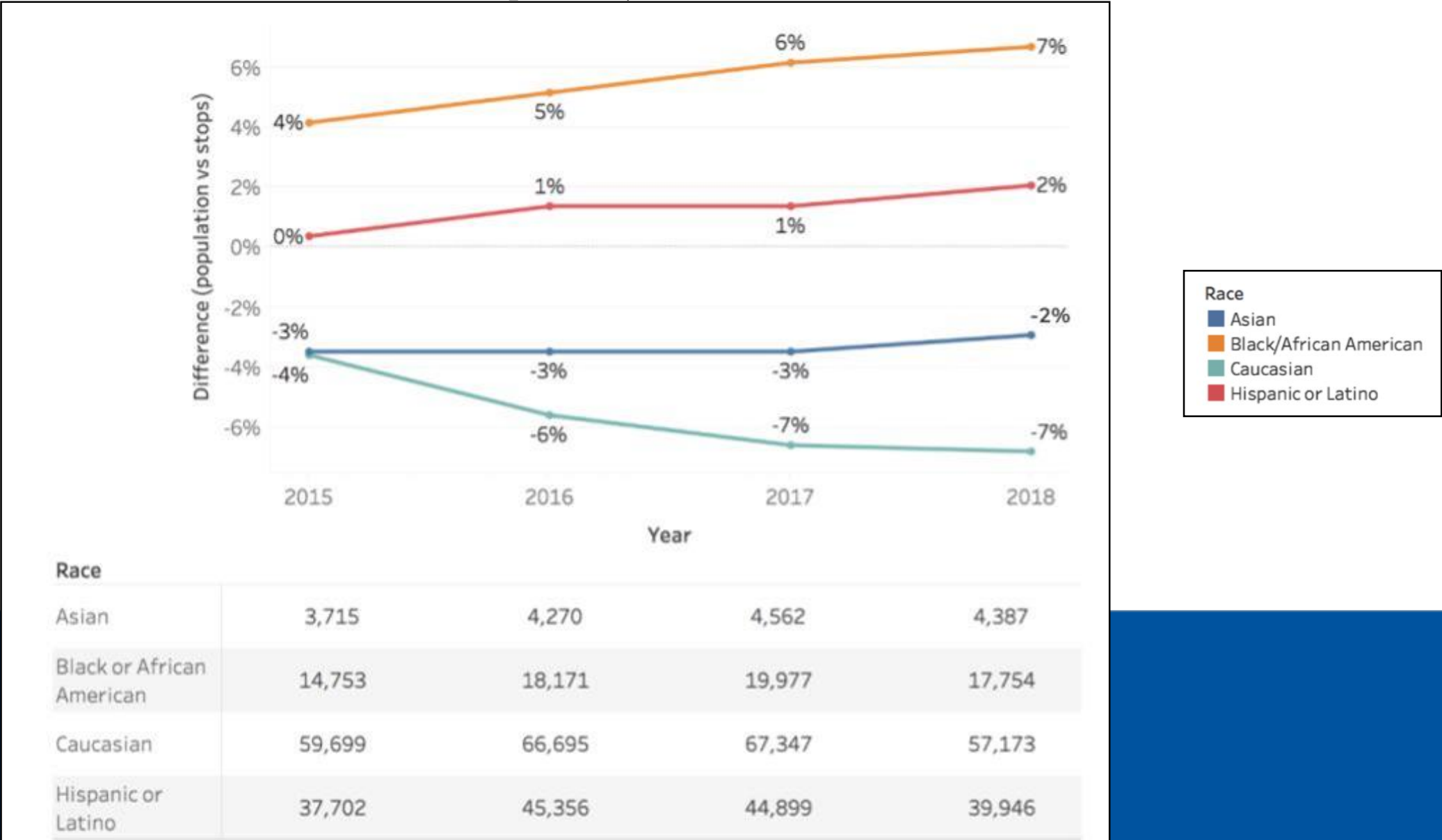
- Black/African Americans are the most overrepresented group in motor vehicle stops, making up 15% of stops, 25% of arrests resulting from stops, but only 8% of Austin's adult population
- Hispanic/ Latinos make up 33% of motor vehicle stops, 43% of arrests resulting from stops, but make up 31% of Austin's adult population

**Table 1: Disproportionality by race/ethnicity of all motor vehicle stops<sup>4</sup>**

(2018 Motor Vehicle Stops by Race/Ethnicity versus 2010 City of Austin Voting Age Population)

Race	# of APD Motor Vehicle Stops	Police Motor Vehicle Stops % of total	City of Austin Over 18 Population (2010)	City of Austin Over 18 Population % of population	Difference (population vs stops)
Asian	4,387	4%	39,777	6%	-2%
Black/African American	17,754	15%	48,230	8%	7%
Caucasian	57,173	47%	329,500	54%	-7%
Hispanic or Latino	39,946	33%	188,318	31%	2%

Chart 1: Disproportionality by race/ethnicity of all motor vehicle stops trend (2015-2018 Motor Vehicle Stops by Race/Ethnicity versus 2010 City of Austin Voting Age Population)



# APD Race Known Analysis

—Data from 2015-2018 shows that Black/African Americans are disproportionately overrepresented in cases when their race is known by officers before the stop compared to cases when their race is not known before the stop.

Race Known?	Asian	Black/African American	Hispanic or Latino	Caucasian
NO - RACE OR ETHNICITY WAS NOT KNOWN BEFORE STOP	4% 4,182	14% 16,331	33% 37,600	47% 53,483
YES - RACE OR ETHNICITY WAS KNOWN BEFORE STOP	2% 117	17% 994	27% 1,592	51% 2,964

**Table 3: Racial Disparities between High and Low Discretion Searches** (2018 APD Proportions of High Versus Low Discretion Searches by Race for Field Observations, Warnings, Arrests, and Citations (percentage and raw numbers))

Level of Search Discretion	Asian	Black/African American	Hispanic/Latino	Caucasian
High	23.9% 34	50.3% 1,544	40.0% 2,206	29.3% 1,084
Low	76.1% 108	49.7% 1528	60.0% 3,308	70.7% 2,620

# Additional Analysis

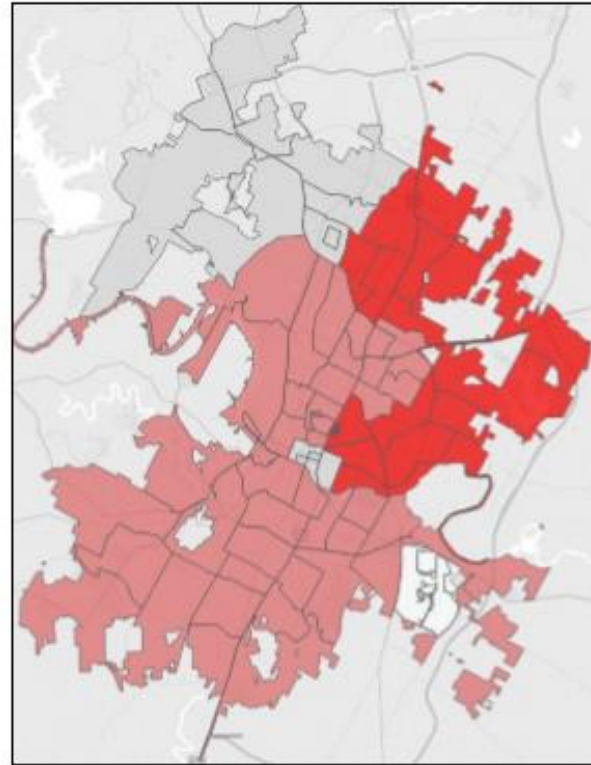
- Commuting habits cannot explain the disproportional representation of Black/African Americans in motor vehicle stops.
  - Commuting habits are similar across race
- The share of Black/African Americans is lower in the metro region than in Austin
  - The share of the metro region population does not explain the overrepresentation in APD's motor vehicle stops



# Geographic Analysis

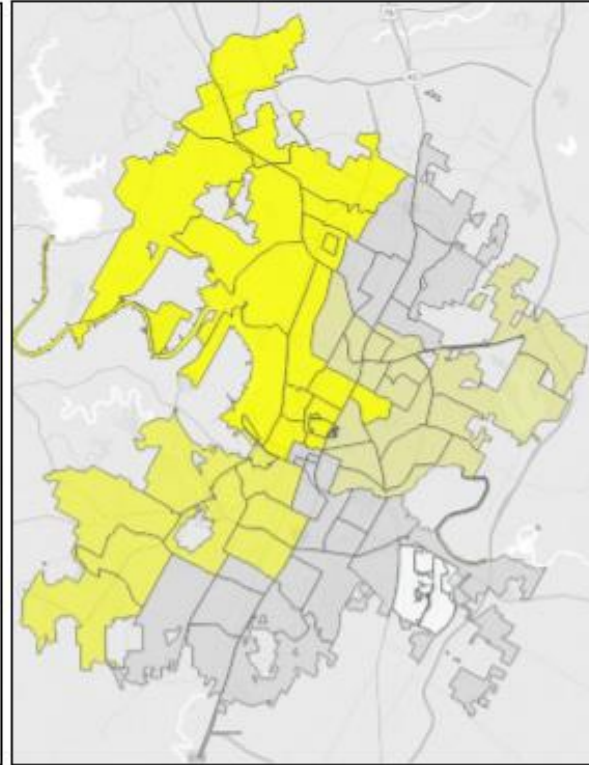
**Map 2 and 3: 2018 Motor Vehicle Stops Resulting in Arrests and Warnings and Field Observations**

2018 Arrests



Number of Arrests  
9 1,625

2018 Warnings and Field Observations



Number of Warnings  
and Field Observations  
193 8,050

# Recommendations

**The report outlines a list of recommendations for APD where disparities exist:**

- Acknowledgement
  - A call for APD to acknowledge the existence and worsening of racial disparities in Austin
- Accountability
  - Eliminate racial disparities by 2023
  - Implicit bias testing in hiring of APD
  - Racial equity training for all staff
  - Appropriate interventions for high-risk or offending officers
- Training
  - Racial History of Policing Curriculum
  - Ongoing racial equity training

# Community Engagement

THE OFFICE OF POLICE OVERSIGHT, OFFICE OF INNOVATION,  
AND THE EQUITY OFFICE PRESENT:

## **A COMMUNITY CONVERSATION: RACE & POLICING IN AUSTIN**

February 22, 2020 | 10AM to 12PM

North Austin YMCA

1000 W Rundberg Ln, Austin TX 78758

Doors open 9:30AM

Food and coffee provided

- Learn about the current data on racial disparities in police interactions in Austin
- Share your feedback with City of Austin staff and the Austin Police Department regarding the Analysis of APD Racial Profiling Data report
- Provide input on creating meaningful action and solutions to address racial inequity in Austin's law enforcement

RSVP: [www.oposeries.eventbrite.com](http://www.oposeries.eventbrite.com)

Spanish interpretation will be available.  
To request accommodations or  
interpretation in other languages, please  
call 311.





OFFICE OF  
POLICE OVERSIGHT



# Community Police Review Commission



# About the Community police review commission CPRC

The Community Police Review Commission (CPRC) serves as a resource to the community to address concerns regarding the Austin Police department.

Commissioners are volunteers appointed by the City Manager to serve a two year term and commit to 10-15 hours per month.

**[atxpolicecommission.org](https://atxpolicecommission.org)**

INDEPENDENT  
VOLUNTEER  
COMMISSION  
.....

RECOMMEND  
POLICY  
CHANGES  
.....

EVALUATE  
OFFICER  
MISCONDUCT  
.....

INFORMATIVE  
OVERSIGHT  
TRAINING



# OFFICE OF POLICE OVERSIGHT



## Questions



ATX\_OPO



ATXPoliceOversight