







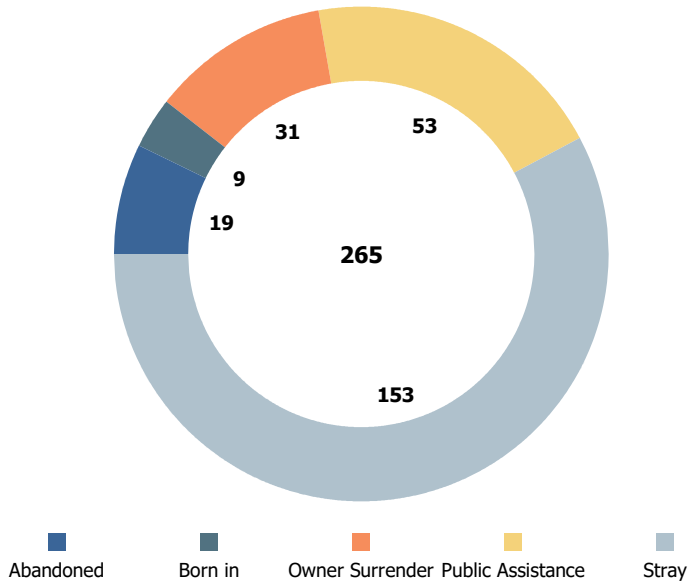
Austin Animal Center Monthly Report April 2020



Austin Animal Center April 2020 Intakes



	 Neonatal	 Kitten	 Adult Cat	 Neonatal	 Puppy	 Adult Dog	Total
Abandoned	0	4	1	3	8	3	19
Born in	6	0	0	0	3	0	9
Owner Surrender	0	0	3	0	7	21	31
Public Assistance	1	0	7	4	7	34	53
Stray	29	5	29	3	27	60	153
Total	36	9	40	10	52	118	265

Intakes by Intake Type





Age Breakdown



Neonatal

  under 6 weeks old

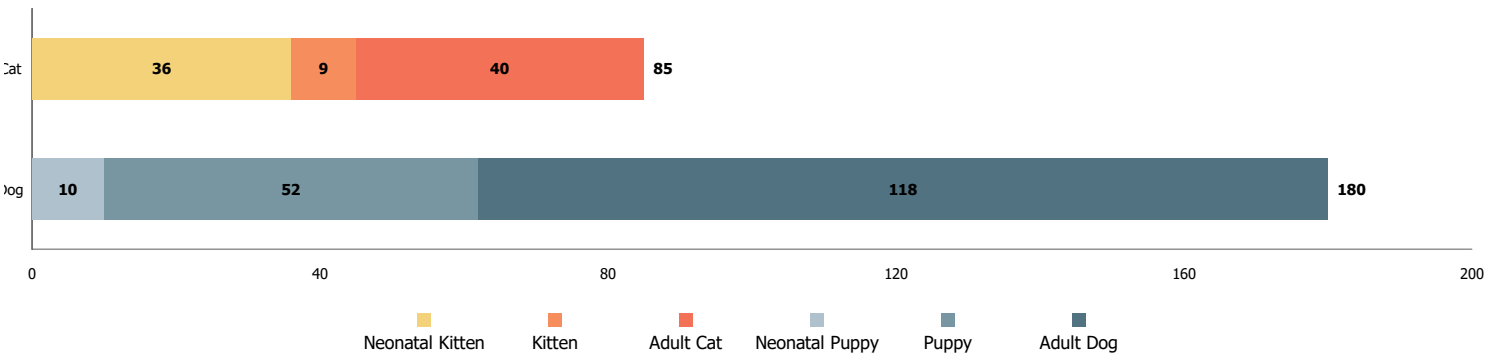
Kitten/Puppy

  6 weeks to under 1 year old

Adult

  at least 1 year old

Intakes by Age Breakdown

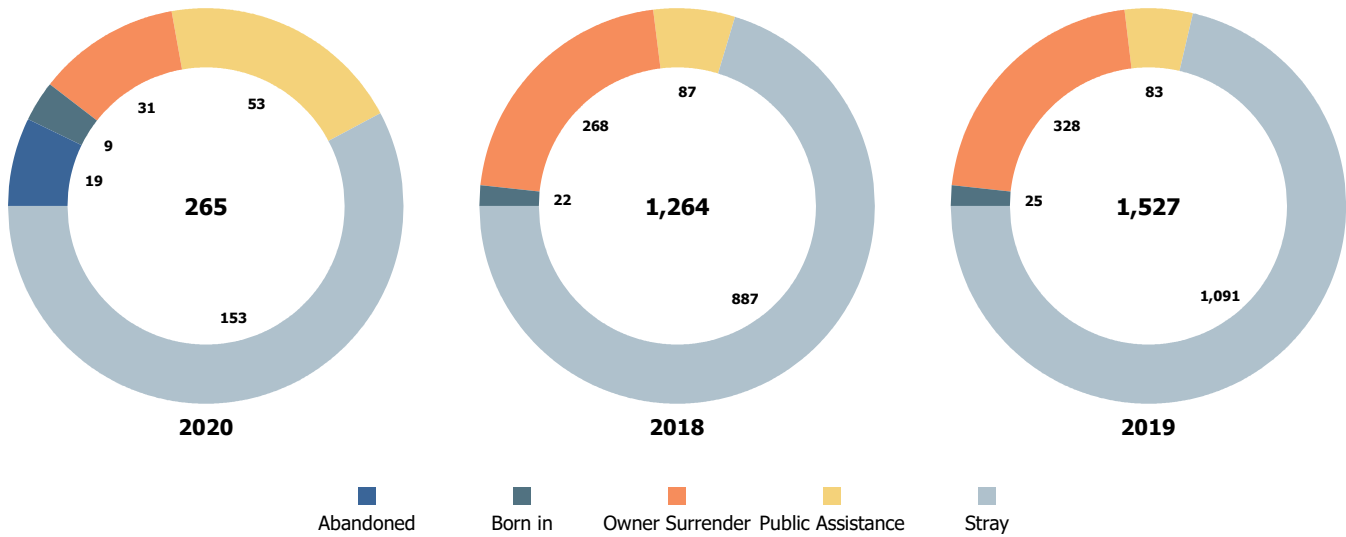


Austin Animal Center April 2018 to 2020 Intakes

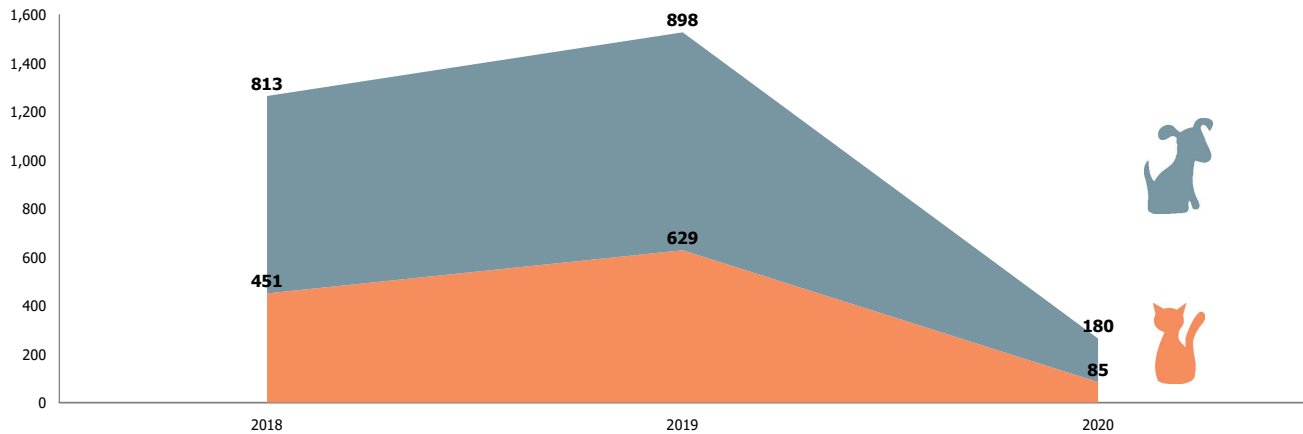


	2018			2019			2020		
	Cat	Dog	Total	Cat	Dog	Total	Cat	Dog	Total
Abandoned	0	0	0	0	0	0	5	14	19
Born in	17	5	22	12	13	25	6	3	9
Owner Surrender	76	192	268	112	216	328	3	28	31
Public Assistance	7	80	87	13	70	83	8	45	53
Stray	351	536	887	492	599	1,091	63	90	153
Total	451	813	1,264	629	898	1,527	85	180	265







Yearly April Intakes by Intake Type



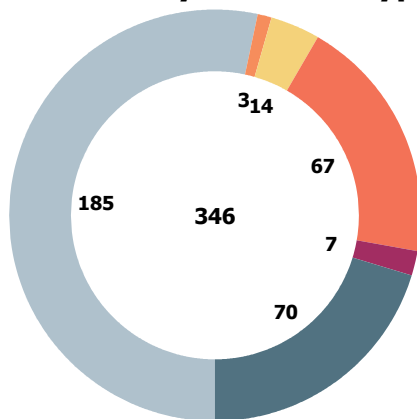
Yearly April Intakes by Animal Type



Austin Animal Center April 2020 Outcomes

	 Neonatal	 Kitten	 Adult Cat	 Neonatal	 Puppy	 Adult Dog	Total
Adoption	0	27	26	0	47	85	185
Deceased	1	0	1	0	0	1	3
Humane Euthanasia	0	0	7	0	2	5	14
RTO	0	0	9	3	5	50	67
Rto-Adopt	0	1	3	0	0	3	7
Transfer	18	5	6	10	9	22	70
Total	19	33	52	13	63	166	346

Outcomes by Outcome Type





Age Breakdown



Neonatal

  under 6 weeks old

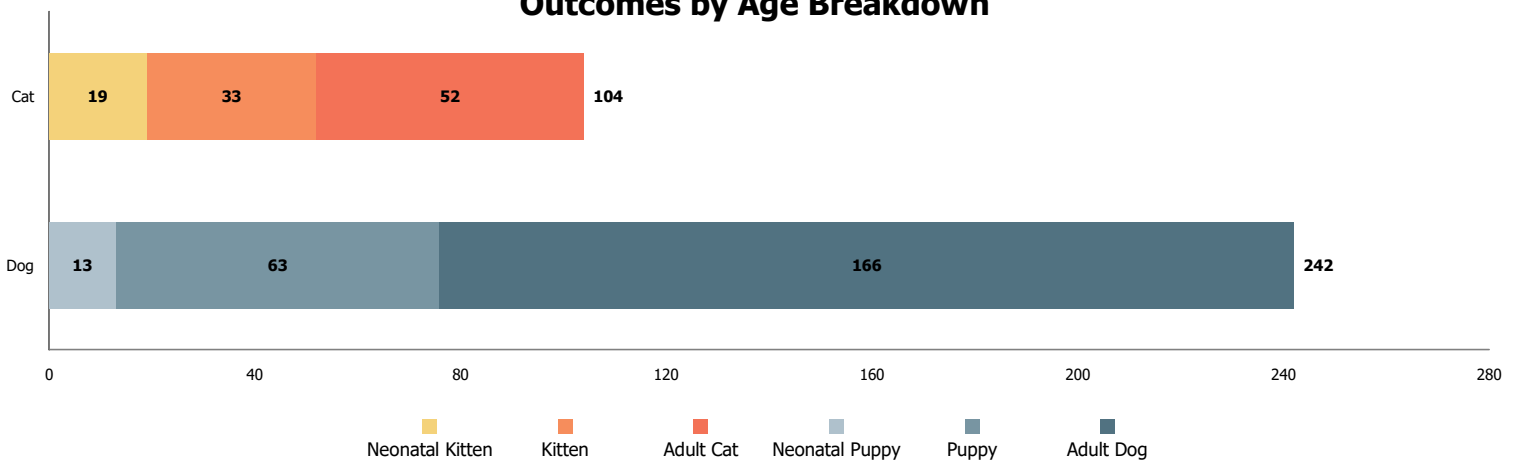
Kitten/Puppy

  6 weeks to under 1 year old

Adult

  at least 1 year old

Outcomes by Age Breakdown

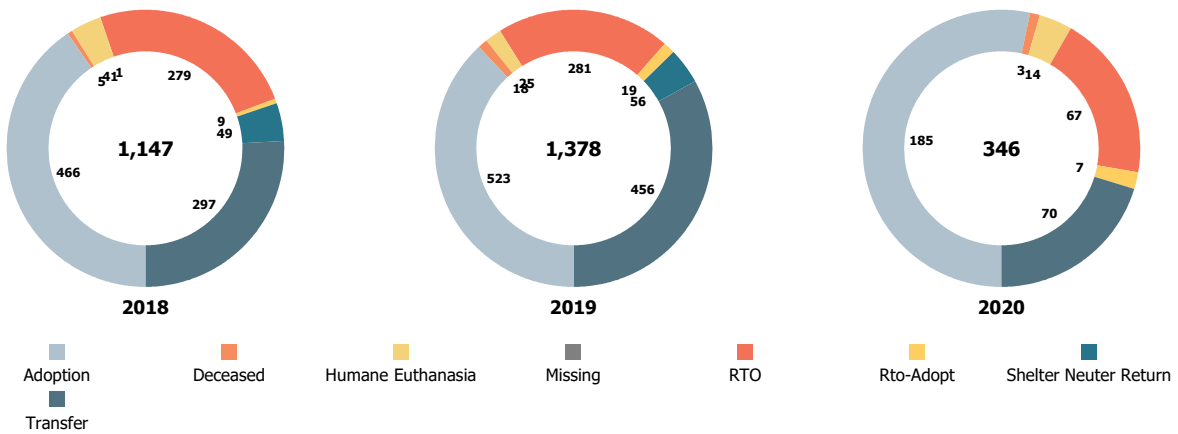


Austin Animal Center April 2018 to 2020 Outcomes

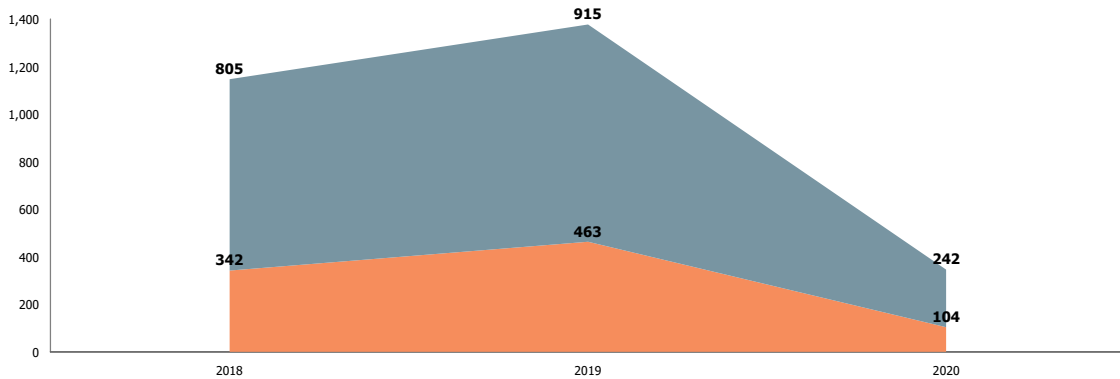


	2018			2019			2020		
	Cat	Dog	Total	Cat	Dog	Total	Cat	Dog	Total
Adoption	100	366	466	108	415	523	53	132	185
Deceased	4	1	5	15	3	18	2	1	3
Humane Euthanasia	34	7	41	13	12	25	7	7	14
Missing	1	0	1	0	0	0	0	0	0
RTO	26	253	279	35	246	281	9	58	67
Rto-Adopt	1	8	9	4	15	19	4	3	7
Shelter Neuter Return	49	0	49	56	0	56	0	0	0
Transfer	127	170	297	232	224	456	29	41	70
Total	342	805	1,147	463	915	1,378	104	242	346

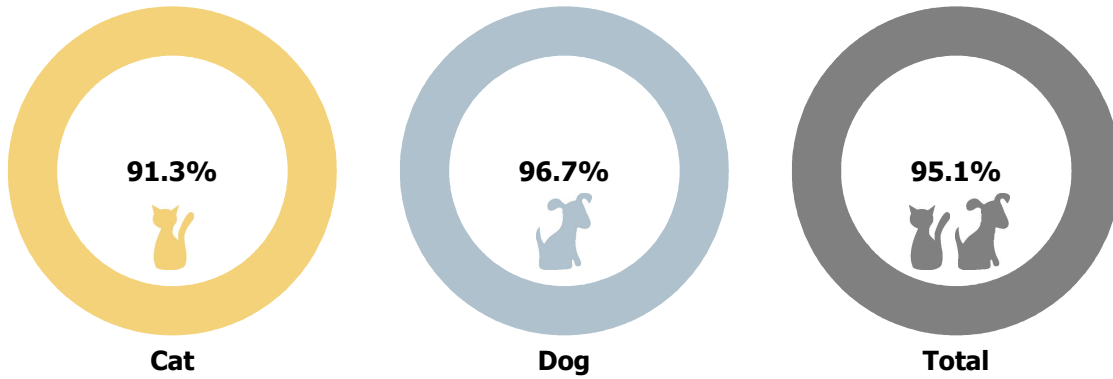
Yearly April Outcomes by Outcome Type



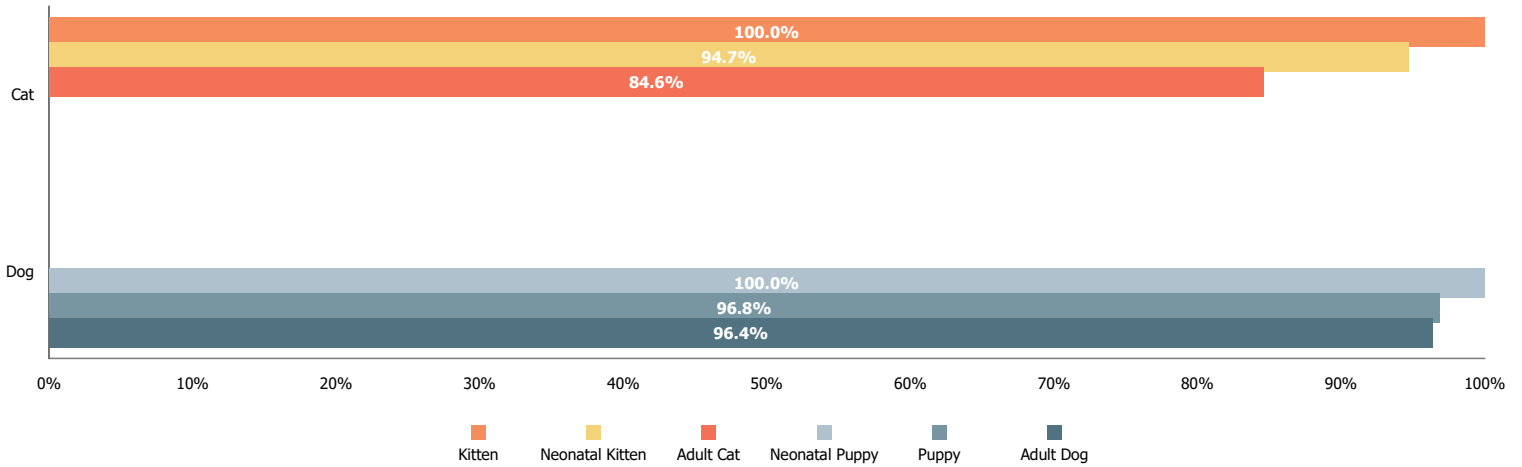
Yearly April Outcomes by Animal Type



Total Live Release Rates



Live Release Rates by Age Breakdown



Yearly April Live Release Rates Compared

