
2020 Austin Climate Equity Plan

August 2020



OFFICE OF
SUSTAINABILITY

CITY OF AUSTIN

Summary

- We've been updating the Community Climate Plan
 - First draft has been internally reviewed
 - Draft for public comment coming out next week – full and summary documents.
 - Council in October
- What we're looking for from you:
 - Comments
 - Areas of Interest
 - Pledge of Support



2015 Community Climate Plan

Adopted by Council in June 2015



Electricity & Natural Gas

Transportation & Land Use

Materials & Waste
Management

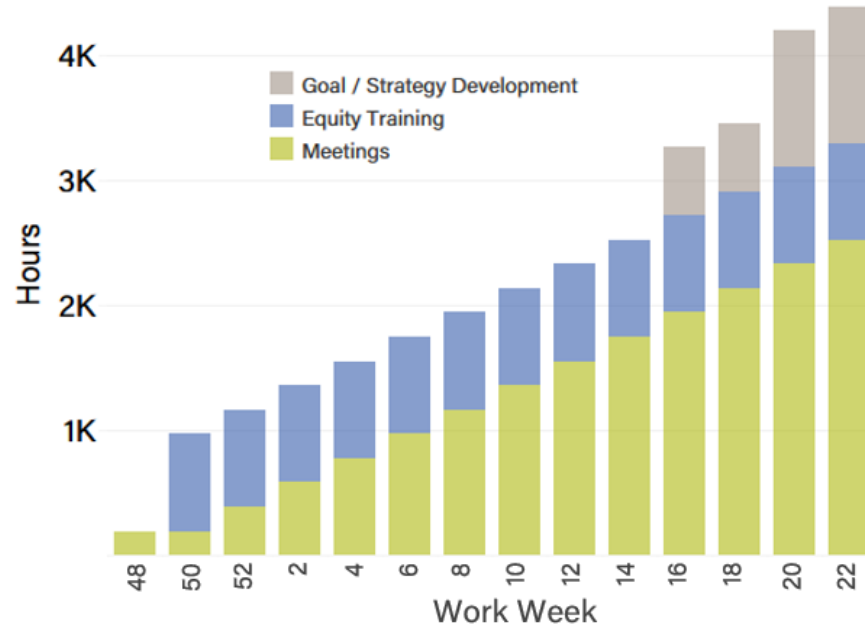
Industrial Processes

135
*qualitative
actions
directed at
departments*

How was this plan update created?

- 24 City Staff
- 120 Community Members
(NGO, Govt., Business)
- 12 Ambassadors
- 4 Equity Trainings
- 5 Community Workshops (over 250 attendees)
- 14 Steering Committee Meetings
- 60+ Advisory Group Meetings
- 50+ Interviews by Ambassadors

Stakeholder Time Commitment



Steering Committee Members

Co-Chairs

Mayuri Raja, AZAAD, Google

Shane Johnson, Sierra Club

Katie Coyne, Asakura Robinson

Susana Almanza, PODER

Joep Meijer, Citizen

Jim Walker, Univ. of Texas

Rocio Villalobos, Equity Office

Drew Nelson, Mitchell Foundation

Rodrigo Leal, Guidehouse

Rene Renteria, Citizen

Kaiba White, Public Citizen

Lauren Peressini, Sunrise Movement

Shawanda Stewart, Huston-Tillotson Univ.

Kenneth Thompson, Solar Austin

Ben Leibowicz, Univ. of Texas

Suzanne Russo, Pecan Street Inc.

Pooja Sethi, Sethi Law

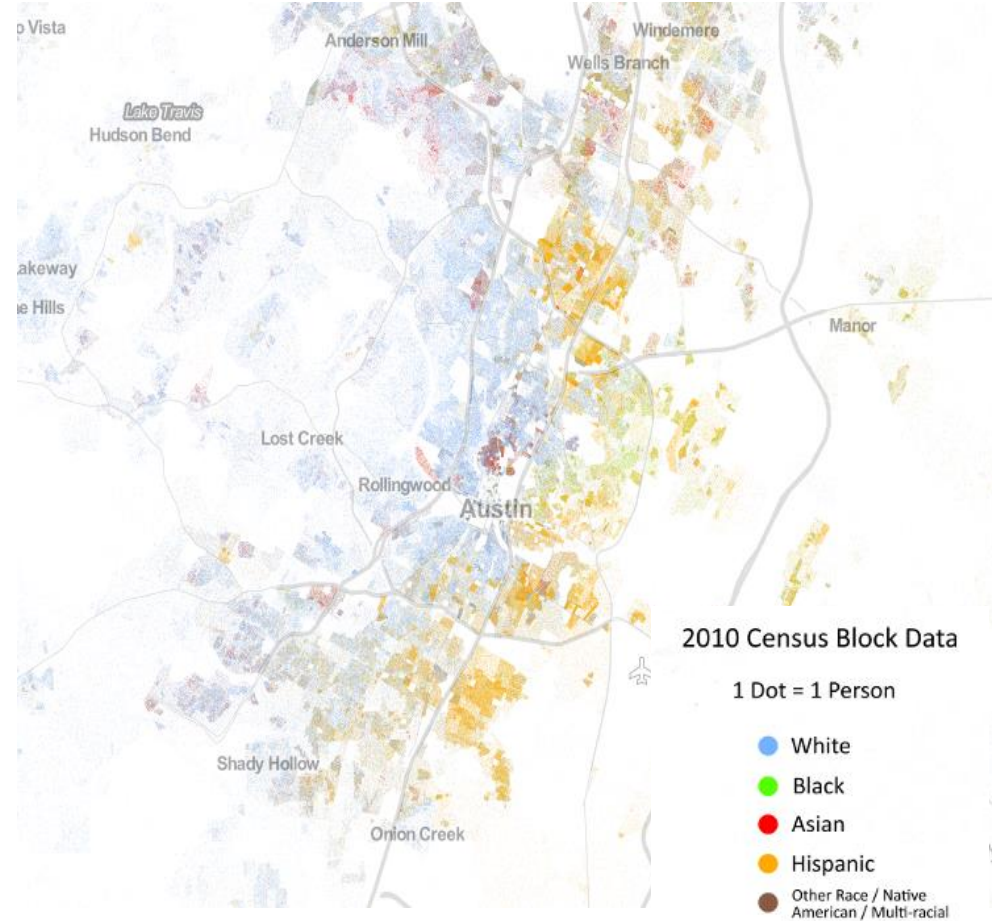
Darien Clary, AISD

Alberta Phillips, Joint Sustainability Committee, ECHO

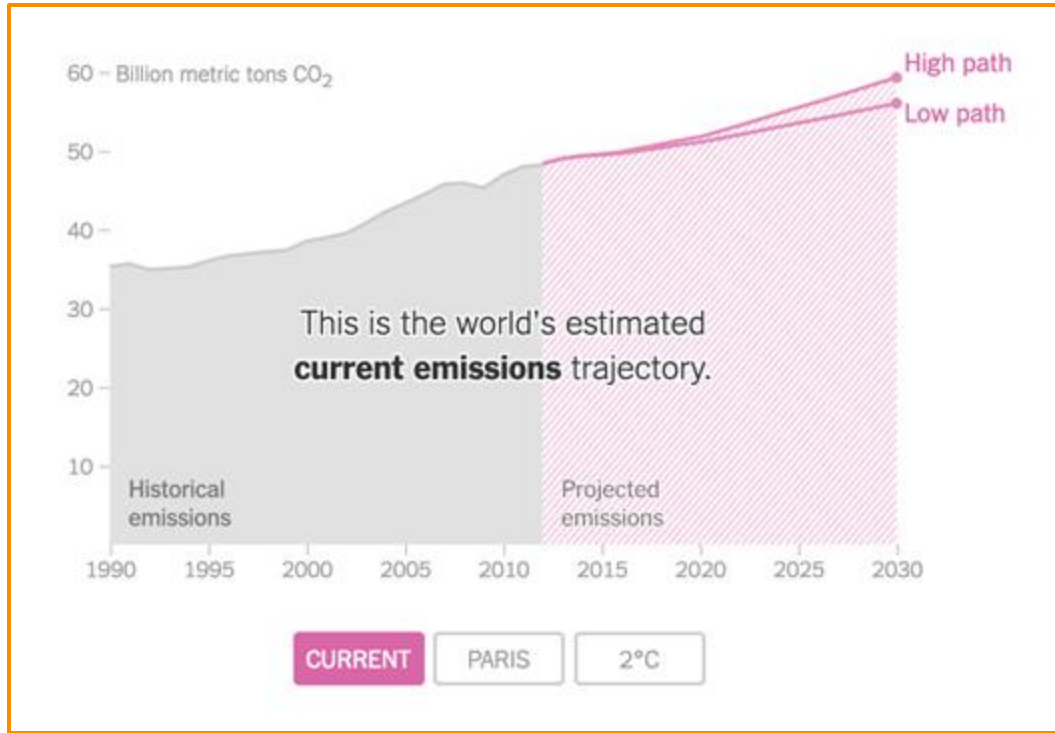
AG Representatives: Nakia Winfield, Brandi Clark Burton, Karen Magid, Kurt Stogdill, and Nick Kincaid

A History of Inequities that Remains Today

- The Austin 1928 Master Plan divided the city along racial lines, forcibly displacing Black residents into specific, undesirable areas.
- The Tank Farm fuel storage facility, Eastside Landfill, and the Holly Power Plant exposed people of color to toxic pollution in East Austin neighborhoods.
- Gentrification is taking place in parts of the city where low-income people and people of color have been forced to live, the African-American share of the Austin population declined from 12% in 1990 to 7.7% in 2010.
- As of 2015, 52% of white Austin residents were homeowners, only 27% of African-American and 32% of Hispanic/Latinx residents owned homes.
- Cases of COVID-19, hospitalization and mortality rates are disproportionately affecting Latinx and Black communities



We are Changing the Earth's Climate



*Warming over
2°C could be
catastrophic to
life on earth*

Climate Projections for Austin

- Low-income communities and communities of color are disproportionately affected by climate hazards
 - Experience climate shocks on top of existing economic stressors
 - Have less resources to bounce back from event
 - Suffer long-term impacts to mental and physical health



HIGHER TEMPERATURES



EXTENDED PERIODS OF DROUGHT



INCREASED RISK OF WILDFIRE



INTENSE RAIN AND FLOODING

Our Commitment to Climate Equity

Climate Change

Eliminate the use of fossil fuels for energy & transportation

- Energy efficiency
- Renewable energy
- Less dependence on cars
- Electric vehicles
- More trees & natural spaces
- Healthier consumer choices

Health

Affordability

Accessibility

Cultural Preservation

Community Capacity

Just Transition

Accountability

Racial Equity

Eliminate disparities that can be predicted by race

- Safety for all at all times
- No disproportionate economic outcomes
- Fair access to services for all
- Inclusive participation in our city
- Positive health outcomes for all
- Embrace culture & difference

If we're not proactively addressing equity, we're perpetuating injustice.

HEALTH



ISSUE

CLIMATE CONNECTION

PLAN RESPONSE

CLEAN AIR AND WATER

Climate change will impact the ability of trees and natural areas to deliver these ecosystem services.

Support more robust tree canopy and natural areas combined with resilient management.

AIR POLLUTION

Cars are one of Austin's main contributors to air pollution and GHG emissions.

Integrate more transit, improved human-powered transportation networks, and more electric vehicles.

HEALTHY FOOD CHOICES

Food choices can impact upstream GHG emissions and may negatively impact health.

Ensure 100% equitable access to pro-health, pro-climate food.

LOCAL AND FRESH FOOD CHOICES

Climate change may affect agricultural productivity and food costs.

Protect farmland, promote regenerative farming practices and provide farmer assistance.

SAFETY

Car-centric design decreases pedestrian and bicycle safety, which can limit the use and adoption of these modes.

Prioritize bicycle, sidewalk and urban trail networks and infrastructure with a focus on safe crossings and accessibility.

OUTDOOR SPACE FOR RECREATION

Climate change can affect the availability of healthy green spaces.

Provide more accessible, high-quality green spaces that are managed for resilience and carbon neutrality.

INDOOR AIR POLLUTANTS

On-site fossil fuel use, toxic materials and extreme heat can worsen indoor air quality.

Improve indoor air quality through green materials, cleaner running appliances and higher building codes.

HOUSING & AFFORDABILITY



AFFORDABLE HOUSING

Increasing the number and intensity of climate hazards will amplify and compound affordable housing crises.

Increase availability of affordable housing that is safe, healthy and efficient.

HOMELESSNESS

People experiencing homelessness are more vulnerable to extreme weather and climate hazards.

Promote environmental justice and safe, healthy and efficient housing for everyone.

DISPLACEMENT

Suburbanization of poverty increases sprawl, leading to more car dependency and increased transportation costs and emissions.

Conduct robust city-wide planning with investment in affordable housing and displacement mitigation.

GENTRIFICATION

Many climate mitigation solutions lead to investment in communities that can stimulate or exacerbate gentrification.

Center community-based decision making and co-creation of solutions that respect community needs and values.

TRANSPORTATION COSTS

Cars are one of Austin's main contributors to GHG emissions and a major strain on household spending.

Support alternatives to car ownership and promote "complete communities" with services, amenities and jobs near housing.

UTILITY COSTS

Increased extreme heat means increased use of water and energy and increased utility costs.

Lower utility use and cost through highly efficient buildings.

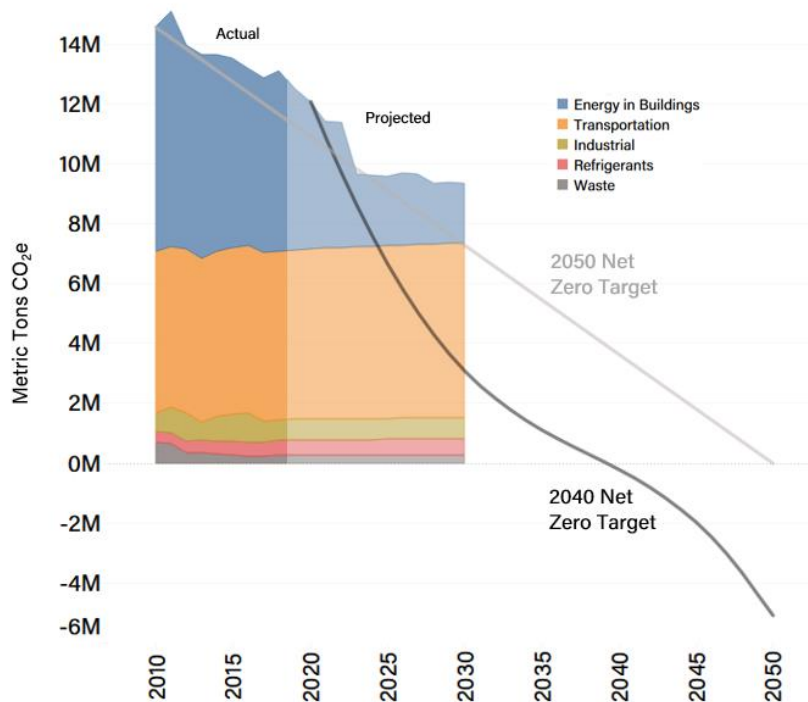
FOOD COSTS

Climate change may affect agricultural productivity, causing food shortages and increases food costs.

Support local food production, address food insecurity along with pro-health, pro-climate food policies.

Net-zero by 2050 → Net-zero by 2040

Austin Community GHG Emissions



The updated Net-zero by 2040 target has a more aggressive emissions reduction target than the previous Net-zero by 2050 target

A Plan Among Plans

5 Plan Sections:

- Sustainable Buildings
- Transportation Electrification
- Transportation & Land Use
- Natural Systems
- Consumption



Equity Process for Advisory Groups



Evaluating Equity

*Our strategies must
prioritize low-income
communities and
communities of color
in these ways:*

Health — Improving mental and physical health.

Affordability — Lowering and stabilizing living costs.

Accessibility — Increasing access to opportunities, transportation and a healthy environment.

Just Transition — Ensuring that benefits reach these communities first.

Community Capacity — Elevating and strengthening community skills, abilities and resources.

Cultural Preservation — Deliberately honoring cultural history to maintain past and present heritage.

Accountability — Ensuring government and institutional accountability for equitable implementation.

Equity-focused Engagement

Community Climate Ambassadors



Draft Goals & Strategies

Summary

18 Goals - What needs to be accomplished by 2030 to keep us on track

75 Strategies - What should be implemented in the next 5 years to make progress

Centered on Equity Throughout

- Prioritize incentives and target communications towards low-income communities and communities of color
- Specific focus on anti-displacement
- Focus on a just transition (training and jobs) for new industries and technology
- Prioritize health and other benefits for the Eastern Crescent
- Center communities of color in ongoing learning and studies

Cross-cutting Strategies

Strategy 1: Green Jobs and Entrepreneurship

Create Green Jobs and Entrepreneurship opportunities that advance the goals of this plan, create economic opportunity and build agency and decision-making power in low-income communities and communities of color.

Strategy 2: Regional Collaboration

Create a Texas Climate Collaborative linking elected officials and City staff who are working to implement recently adopted climate plans in San Antonio, Houston, Dallas and Austin. Bring in neighboring cities in the Central Texas region as well as the five-county governments.

Strategy 3: Carbon Dioxide Removal

To fully address the historical carbon pollution emitted in Austin that remains in the atmosphere, we should start exploring how Austin can support and implement negative emissions via Carbon Dioxide Removal (CDR) strategies.

2030 RESOURCE GENERATION PLAN



Customer Driven.
Community Focused.™

- 93% carbon-free generation by 2030, 100% by 2035
- 1,200 MW of conservation, including 225MW of peak capacity
- 1% of retail sales per year in energy efficiency savings, at least 25,000 customer participants annually, 25% limited income
- 375 MW of local solar, 200 MW of customer-sited
- 40 MW of local thermal storage
- REACH – market based approach for short term carbon reduction
- No new Austin Energy carbon generating assets
- Retire Decker Steam Units in 2020, 2021
- Close Austin Energy's share of Fayette at the end of 2022
- Commitment to equity evaluation for programs

Sustainable Buildings



AG participants



Perkins&Will



Sustainable Buildings

GOAL 1: By 2030, **decarbonize buildings and reduce energy burden** by achieving net-zero carbon for 100% of new and 25% of existing buildings, and reduce greenhouse gas emissions from the natural gas sector by 50% in Austin.

Strategies:

- Ensure benefits flow to low-income communities and communities of color
- Enhance understanding of energy consumption
- Decarbonize buildings
- Ensure equitable workforce development for emerging technologies

Equity Highlights:

- Efficiency and repair programs targeted in low-income communities
- Improved indoor air quality and thermal comfort, improved health impacts
- Reduced energy costs
- Job opportunities and local workforce/career development

Sustainable Buildings

GOAL 2: By 2030, reduce community-wide greenhouse gas emissions from refrigerant leakage by 25%.

Strategies:

- Capture and destroy old refrigerants
- Improve building codes to encourage cleaner refrigerants
- Create incentives for leak detection and repair
- Enhance awareness and training for HVAC service providers
- Reduce the volume of refrigerants

Equity Highlights:

- Improves health and safety of indoor environments, especially in affordable housing projects
- Decreases utility costs for the end user
- Promotes culturally-relevant training and education

Sustainable Buildings

GOAL 3: By 2030, reduce the *embodied carbon footprint of building materials* used in local construction by 40% from a 2020 baseline.

Strategies:

- Lead by example through design and construction standards
- Incentivize lower-carbon materials
- Educate stakeholders on materials best practices
- Stimulate decarbonization with local producers

Equity Highlights:

- Healthy and efficient buildings for all
- Reduced energy costs
- Better indoor air quality, reducing negative health impacts
- Improved outdoor air and water quality leads to better health outcomes

Sustainable Buildings

GOAL 4: By 2030, equitably achieve a community-wide water demand of 152,000 acre-feet per year.

Strategies:

- Engage residents in technological transitions and conservation programs
- Evaluate program participation criteria
- Reduce emissions at the water-energy nexus

Equity Highlights:

- Ensures clean and safe drinking water for future generations
- Lowers water utility bills
- Offers more inclusive outreach and education
- Reduces burden on existing residents, places responsibility on new building developers

Transportation and Land Use



AG participants



TRAVISCOUNTYTX★GOV

Transportation and Land Use

Goal 1: By 2030, 80% of *new non-residential development* is located within the city's growth centers and corridors

Strategies:

- Connect projects to amenities and transit
- Work with employers on location and investments
- Create mobility hubs
- Manage parking

Equity Highlights:

- Reduces air pollutants from cars
- Increases positive health outcomes, especially for communities nearby major roadways
- Provides more inclusive accessibility of mobility options

Transportation and Land Use

Goal 2: By 2030, 70% of **new housing units** are located within the city's growth centers and corridors while preserving 10,000 deeply affordable housing units and producing 1,000 deeply affordable units.

Strategies:

- Offer immediate affordable housing assistance
- Fund affordable housing
- Enhance community engagement for affordable housing

Equity Highlights:

- Puts people close to jobs and services
- Provides alternatives to car ownership
- Promotes more affordable housing and deeper affordability

Transportation and Land Use

Goal 3: By 2030, **public transit** makes up 5% (up from 0.3% in 2018) of distance traveled for all trips in Austin.

Strategies:

- Expand and improve public transportation
- Promote free transportation options
- Enhance transit stations and stops

Equity Highlights:

- Offers free transportation options
- Reduces household transportation costs and burden for residents who rely on public transit

Transportation and Land Use

Goal 4: By 2030, people-powered transportation (bicycle, walking, wheelchairs, strollers, etc.) will make up 4% of distance traveled for all trips in Austin.

Strategies:

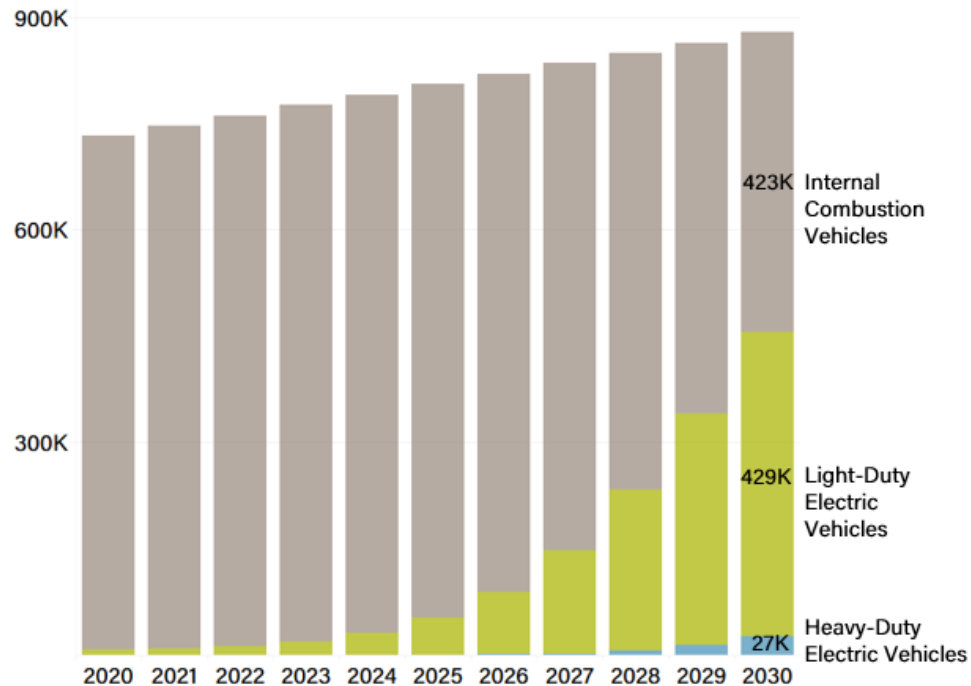
- Prioritize bicycle network
- Enhance bicycle education and training
- Improve sidewalks, urban trails and crossings

Equity Highlights:

- Provides more inclusivity and accessibility of non-car types of transportation infrastructure
- Prioritizes safety for users that are not in vehicles

Transportation Electrification

Projected On-Road Vehicles In Austin



AG participants



The University of Texas at Austin
Energy Institute

Transportation Electrification

Goal 1: By 2030, 40% of **total vehicle miles traveled** in the City of Austin are electrified and **electric vehicle ownership is diverse** culturally, geographically and economically. This translates to approximately 460,000 electric vehicles on the road.

Strategies:

- Conduct an EV community needs assessment
- Create equitable incentives for buying and leasing EVs
- Reduce tolls for EVs in the Eastern Crescent
- Launch an e-bike + electric car sharing program
- Electrify public sector fleet vehicles
- Electrify private sector fleet vehicles

Equity Highlights:

- Prioritizes community input and relationship building
- Provides local employment opportunities
- Reduces costs and financing barriers
- Prioritizes fleets in Eastern Crescent

Transportation Electrification

Goal 2: By 2030, Austin has compelling and *equitably-distributed charging infrastructure* that is a mix of level 1, 2, and DC fast charging to accommodate 40% of total vehicle miles traveled in the city. This translates to 226 megawatts of electrical load and could mean over 37,000 charging ports.

Strategies:

- Create a network of low-cost, accessible charging stations
- Incentivize internet-connected smart charging
- Adopt new energy and building codes
- Expand outreach to underserved groups

Equity Highlights:

- Prioritizes infrastructure in underserved areas
- Ensures mitigating displacement is considered
- Includes culturally competent outreach to community organizations and unions

Transportation Electrification

Goal 3: The Austin-Round Rock-San Marcos MSA will be a global leader in transportation electrification by **adopting policies and technologies** that maximize the economic and health benefits for all while evolving with and defining the growth of this emerging industry.

Strategies:

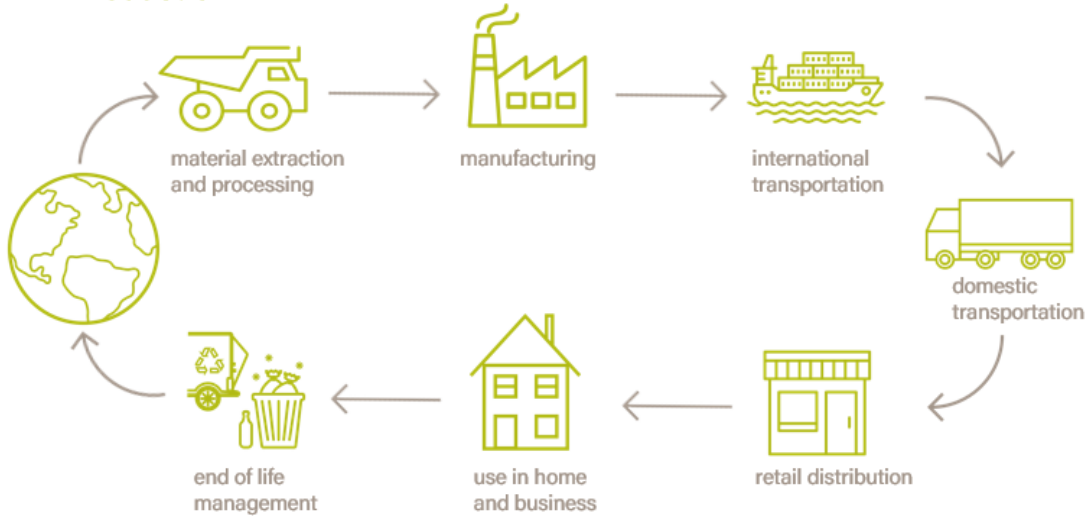
- Create a regional coalition to support EVs
- Pilot and adopt new technology
- Prioritize a just transition
- Expand the EV-related business ecosystem

Equity Highlights:

- Promotes health benefits of clean air
- Prioritizes economic, workforce and technological benefits for low-income communities and communities of color

Food and Product Consumption

Production ►



◄ Consumption

AG participants



Food and Product Consumption

Goal 1: By 2030, ensure 100% of Austinites, with a focus on the food insecure, can access a **pro-climate, pro-health food system** that is community-driven, prioritizes regenerative agriculture, supports dietary and health agency, prefers plant-based over animal-based foods and minimizes food waste.

Strategies:

- Support institutional food purchasing
- Promote and fund community-driven food retail programs
- Incentivize pro-health, pro-climate food choices
- Conduct a food waste root cause analysis

Equity Highlights:

- Focuses on food insecurity and promoting affordable, culturally-relevant food
- Supports local businesses
- Provides employment opportunities for low-income communities and communities of color

Food and Product Consumption

Goal 2: By 2030, reduce greenhouse gas emissions from *institutional, commercial, and government purchasing* by at least 50%.

Strategies:

- Measure institutional lifecycle emissions
- Strengthen the City's sustainable purchasing program
- Strengthen non-City institutional purchasing programs
- Expand the City's Circular Economy Program

Equity Highlights:

- Supports increased labor standards, reduced toxicity of products and local economic development
- Prioritizes participation of businesses and organizations that employ and are led by people of color
- Offers rent-subsidized incubation spaces
- Enhances youth education

Food and Product Consumption

Goal 3: Aggressively pursue waste reduction, organics composting and recycling to **achieve a new overall zero waste goal** pending adoption of a new Austin Resource Recovery Zero Waste Plan. The new community-wide per capita disposal rate goal will be added as an amendment to the Climate Equity Plan by June 2021.

Strategies:

- Promote Reuse
- Create Eco-hubs
- Create a workforce development program for the circular economy
- Offer incentives for products that have lower negative environmental and social impact
- Retool the bulk pick-up collection program

Equity Highlights:

- Prioritizes culturally relevant, targeted outreach campaigns
- Incorporates community-led process for equitable distribution of services
- Offers workforce development opportunities
- Relies on demographic data collection for decision-making

Natural Systems



AG participants



TBG

THE
CONSERVATION FUND



ASAKURA
ROBINSON



Natural Systems

Goal 1: By 2030, legally *protect an additional 20,000 acres* of carbon pools on natural lands and *manage all new and existing natural areas* (approximately 70,000 acres total) with a focus on resilience.

Strategies:

- Protect additional natural lands
- Manage natural lands for resilience
- Increase community access and positive perceptions of public land
- Protect water sources

Equity Highlights:

- Provides community and health benefits to communities of color and low-income communities.
- Promotes physical accessibility and welcoming/safe spaces that are more culturally inclusive

Natural Systems

Goal 2: By 2030, **protect 500,000 acres of farmland** in the 5-county region through legal protections and/or regenerative agriculture programs.

Strategies:

- Protect working lands
- Reform agricultural tax appraisals
- Support farmers through financial assistance
- Provide farmers with resources
- Expand composting
- Offer workforce development for farmers

Equity Highlights:

- Improves health outcomes and benefits low-income communities in and around agricultural lands by removing pollutants through use of regenerative practices
- Supports social and economic community resilience through local food production

Natural Systems

Goal 3: Achieve at least 50% citywide tree canopy cover by 2050, with a focus on increasing canopy cover equitably.

Strategies:

- Protect canopy cover on city lands
- Promote tree protections and landscape regulations
- Increase community tree planting
- Promote tree health and resilience on private and non-City public lands

Equity Highlights:

- Prioritizes new tree planting in communities with below-average canopy cover
- Increases tree canopy, which benefits community health

Natural Systems

Goal 4: By 2030, include **all City-owned lands under a management plan** that results in neutral or negative carbon emissions and maximizes community co-benefits.

Strategies:

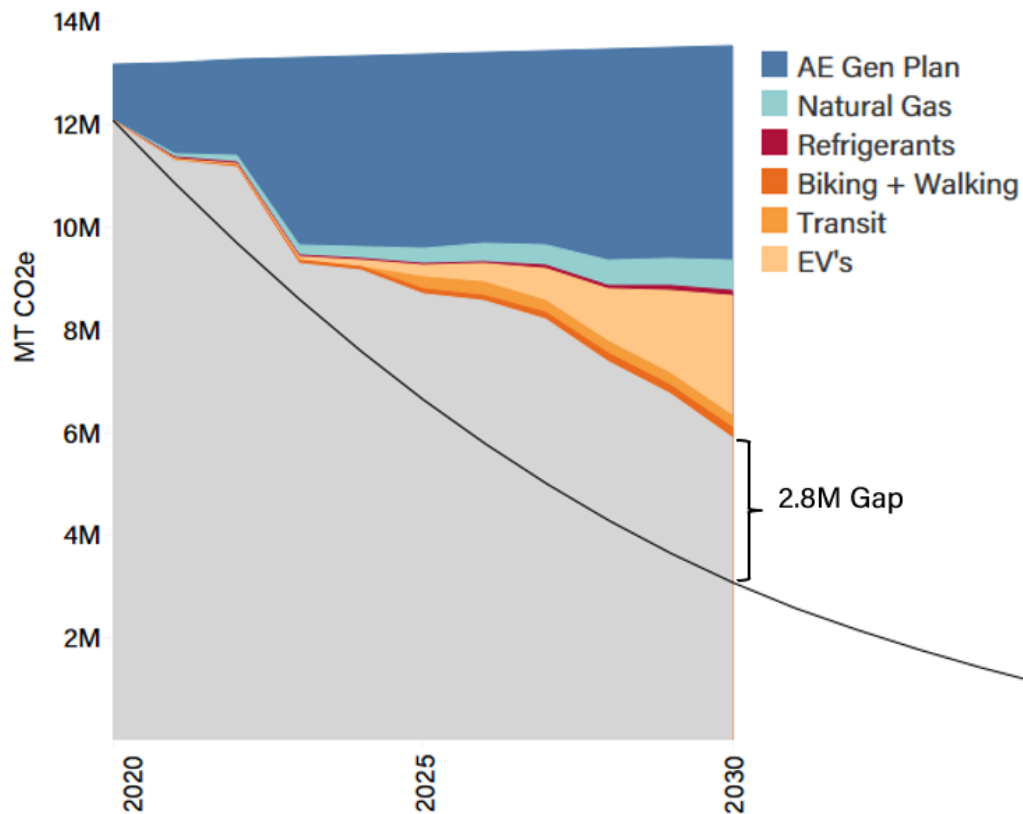
- Prioritize carbon neutrality for public lands
- Reclaim public space
- Promote community stewardship
- Promote carbon farming

Equity Highlights:

- Provides health and cultural benefits through access to green space
- Increases cultural relevancy of green spaces
- Offers programs that allow community members to benefit from stewardship of public lands and centers community values

Meeting the 2030 Target

GHG Emissions Reductions From Climate and Equity Plan Strategies



Buildings

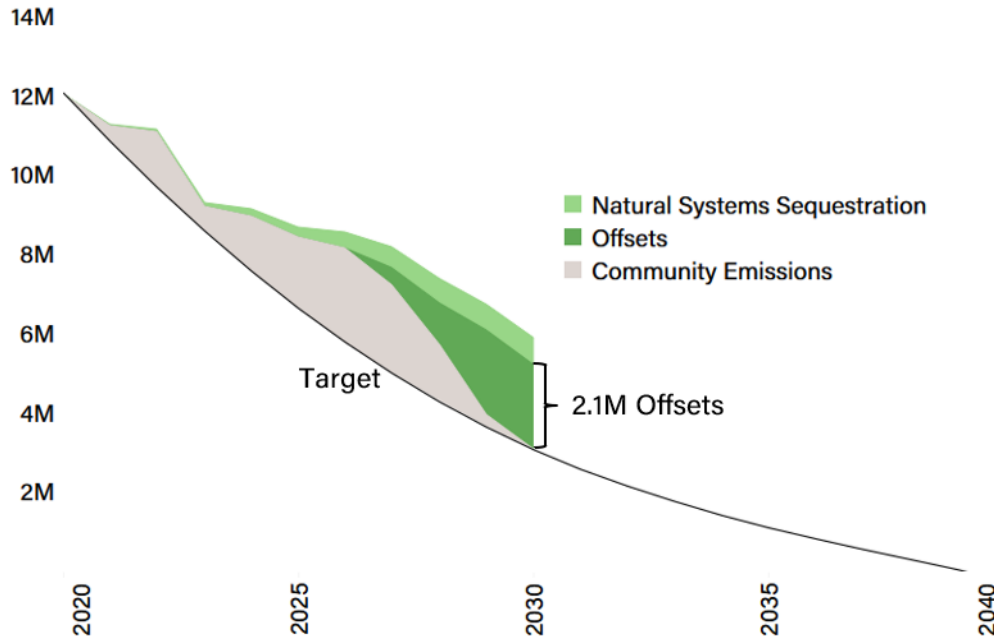
Measure	Current	Goal
Natural Gas Emissions	-	-50%
Refrigerant Leaks	-	-25%

Transportation

Measure	Current	Goal
Electric Vehicle Miles Traveled	1%	40%
Transit % of Distance Travelled	0.3%	5%
Walking + Biking % of Distance Travelled	0.8%	4%

The Remaining Gap

Austin Community GHG Emissions Projected Gap to Target



- Estimated ~700,000 tons per year of sequestration if the Natural Systems goals are met
- Remainder would need to be "offset" from outside our boundary with Avoided or Negative Emissions

Schedule

Aug

Boards & Commissions

Sep

Public Comment and Revisions

Oct

Finalize and Present to Council



Thank you!

Contact:

Zach Baumer

Office of Sustainability

zach.baumer@austintexas.gov



More information:

- austintexas.gov/climateplan
 - [SpeakUp Austin!](#)
-