

Arts & Culture Non-Profit Relief Grant Outcomes

ARTS COMMISSION

AUGUST 16, 2021

Arts & Culture Non-Profit Relief: Background

- **\$2 million** (part of City's American Rescue Plan Act (ARPA) allocation)
- **100** one-time, flat, unrestricted grants of **\$20,000**
- Application period: **July 14 – August 2nd**
- Notifications: Week of August 16th
- Funding distribution: Week of August 23rd
- Changes
 - Not reimbursement driven
 - 100% of awards based on score (Equity, Organization, Urgency)
 - Simplified application

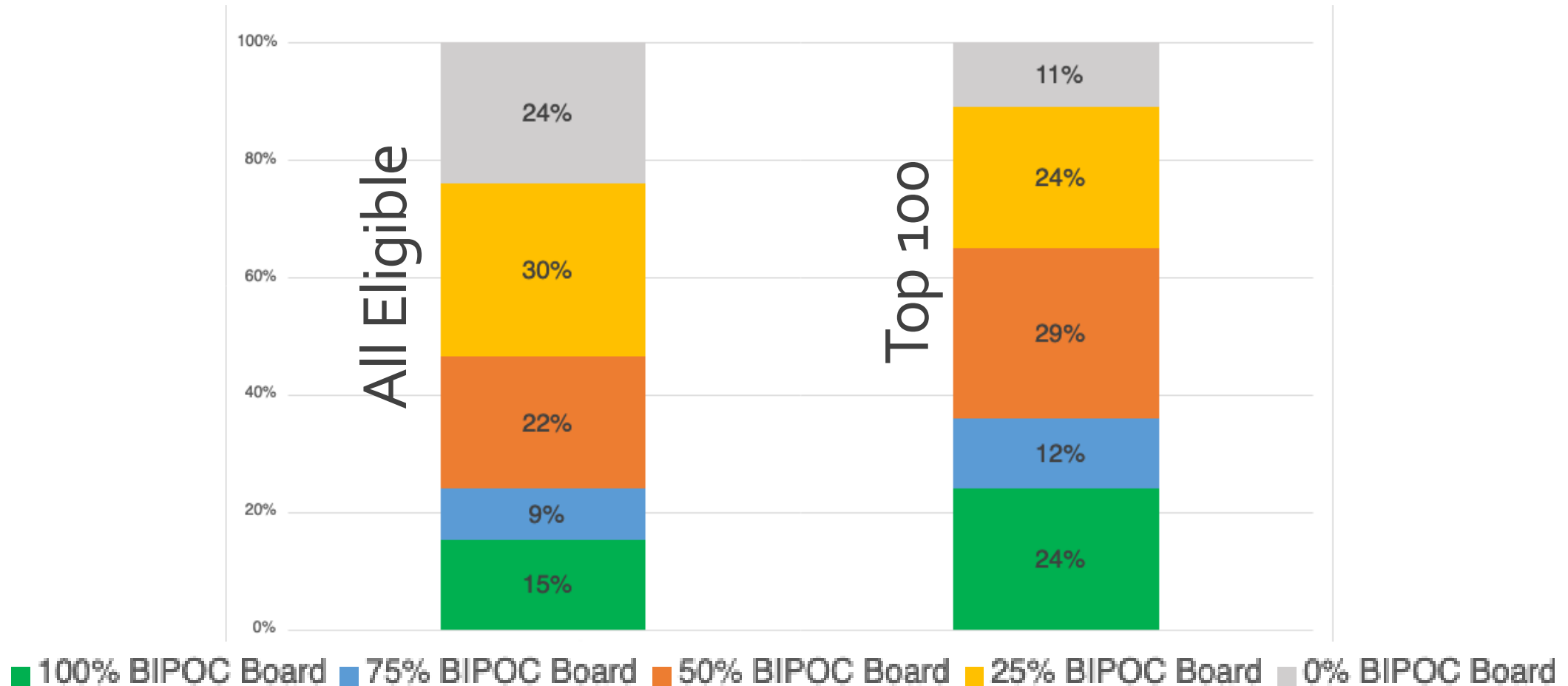
Arts & Culture Non-Profit Relief Applicants

- 217 Total Applicants
 - **196 Eligible**
 - 21 Ineligible (Not Arts & Culture NP; Not 501c3)
- 163 Eligible Applicants are **Cultural Funding Recipients** (83%)
- 45 Eligible Applicants have a **Venue** (23%)
- 15 Eligible Applicants have received **Shuttered Venue Operator** funding (8%)
- 96 Applicants did **not** receive previous NP Relief Grants (49%)
- All applicants were scored against the established Matrix

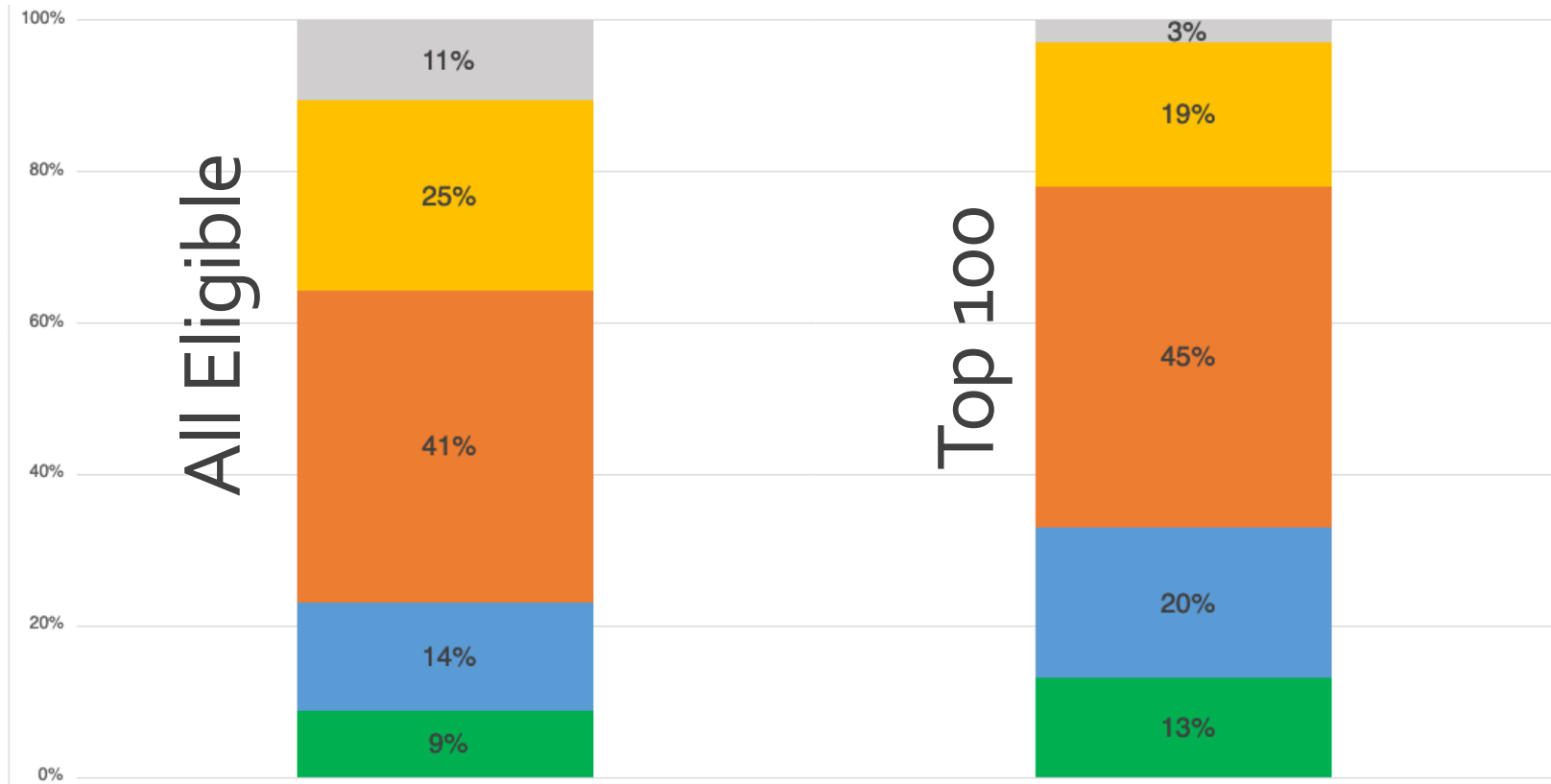
A Reminder: Scoring Matrix Priorities

Category	Criteria	Percentile
Equity	<ul style="list-style-type: none">• Demographics of Board (Race/ethnicity; Gender; LGBTQIA; Disability)• Demographics of Executive Director or person serving in a leadership role (Race/ethnicity; Gender; LGBTQIA; Disability; Veteran)	40%
Organization	<ul style="list-style-type: none">• Number of Employees (FTEs)• Annual Revenues• Populations served• Operates a venue/creative space	31%
Urgency	<ul style="list-style-type: none">• Effects from COVID-19 pandemic• Has not received any other City funding• Has not received Shuttered Venue Operations Grant program	29%

AC NP Relief Grant - Board % BIPOC



AC NP Relief Grant - Board % Gender



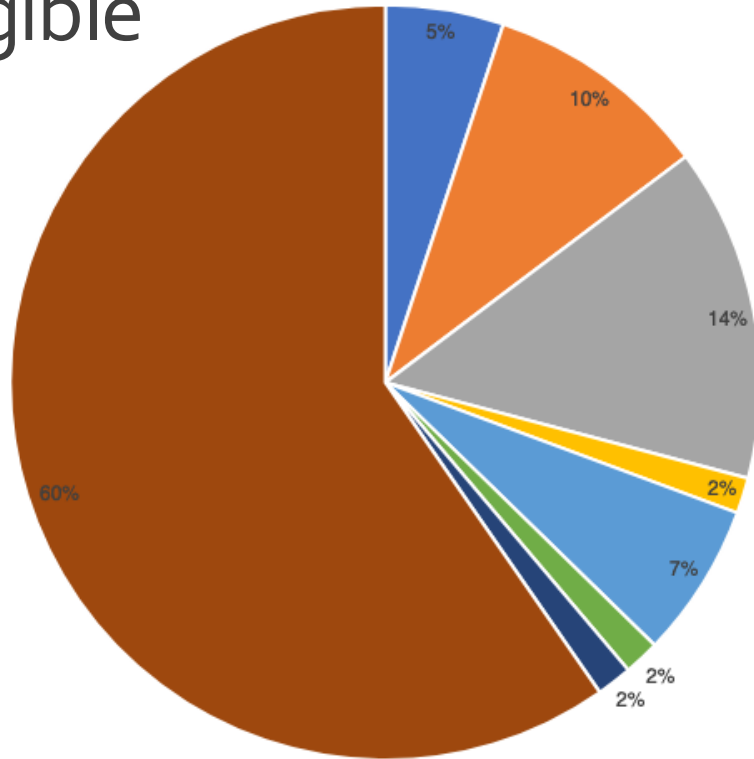
■ 100% Woman or Non-Binary Board ■ 75% Woman or Non-Binary Board ■ 50% Woman or Non-Binary Board ■ 25% Woman or Non-Binary Board ■ 0% Woman or Non-Binary Board

AC NP Relief Grant - Board Demographics

	All 196 Eligible	Top 100
Board – LGBTQIA: 0 %	41%	33%
Board – LGBTQIA: 1% - 49%	50%	52%
Board – LGBTQIA: 50%+	9%	15%
Board – Disability Community: 0%	64%	59%
Board – Disability Community: 1% - 49%	34%	37%
Board – Disability Community: 50%+	2%	4%

AC NP Relief Grant - ED Race/Ethnicity

All Eligible



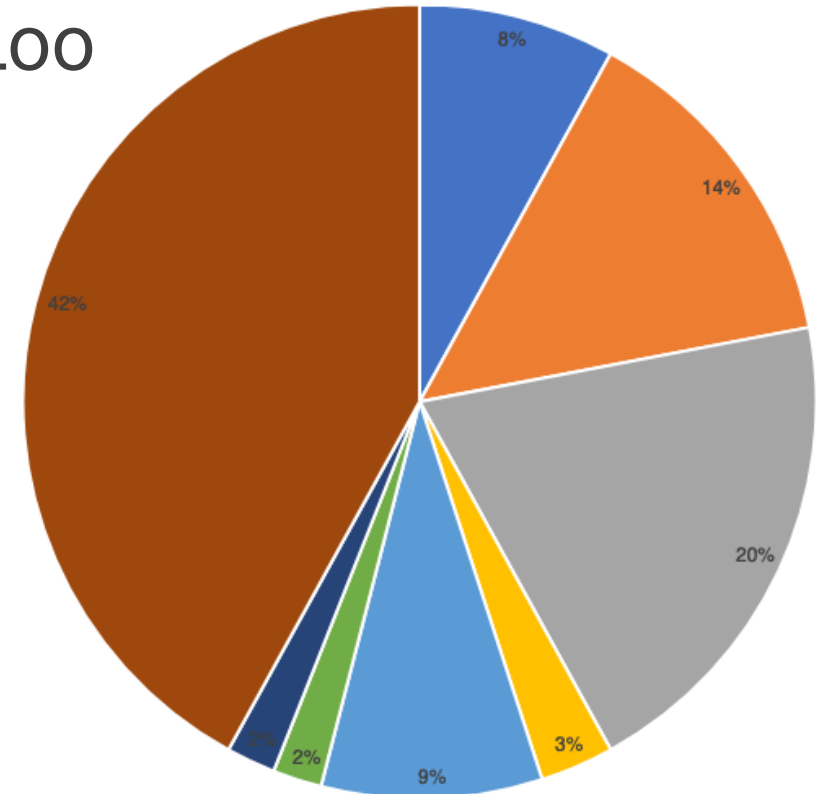
■ Asian - ED

■ Black or African American - ED

■ Multi Race or Ethnicity - ED

■ Prefer not to answer - ED

Top 100



■ Hispanic or Latino - ED

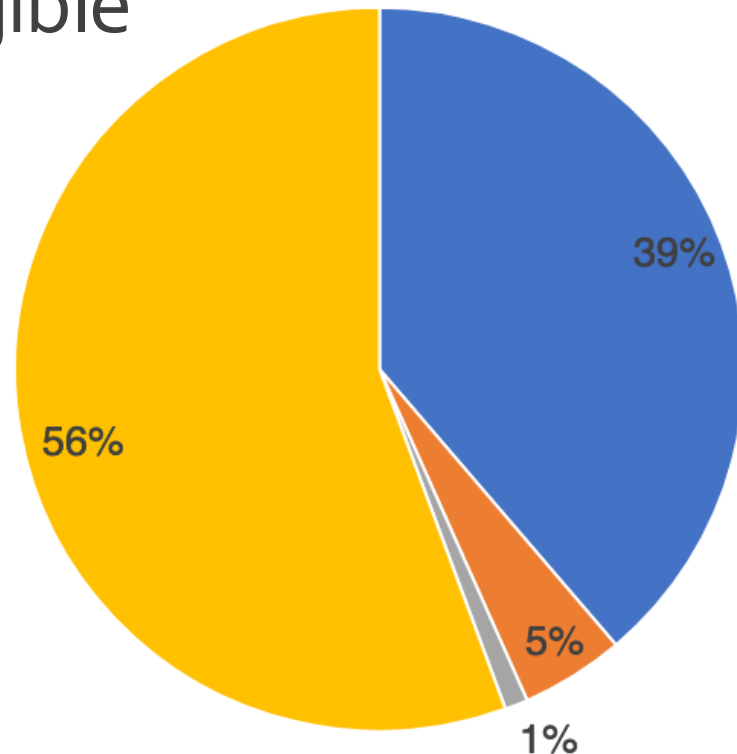
■ Middle Eastern, Arab, or North African - ED

■ Race or Ethnicity Not Listed Above - ED

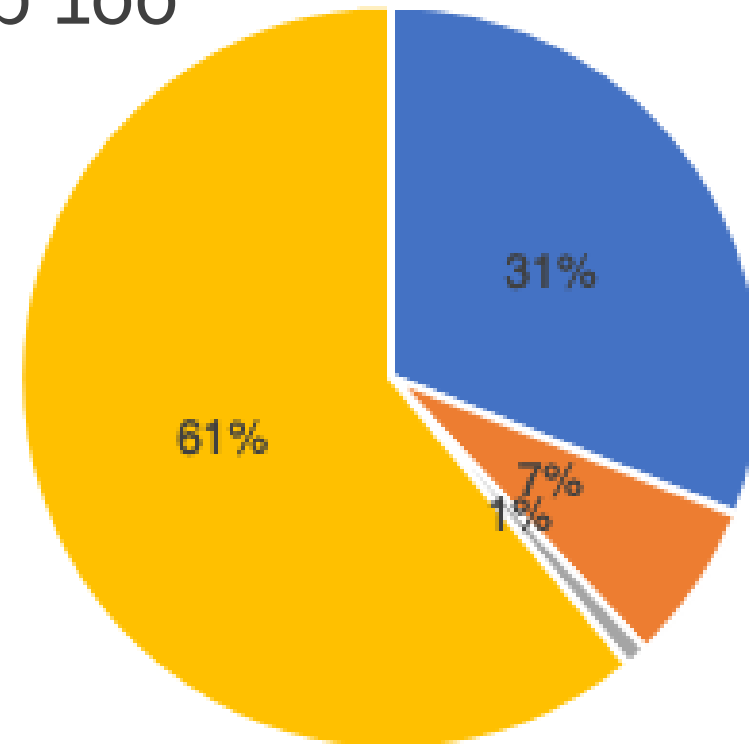
■ White - ED

AC NP Relief Grant - ED Gender

All Eligible



Top 100




■ Man ED ■ Non-Binary ED ■ Prefer not to answer ED ■ Woman ED

AC NP Relief Grant - ED Demographics

	All 196 Eligible	Top 100
ED – LGBTQIA: No	74%	65%
ED – LGBTQIA: Yes	22%	30%
ED – LGBTQIA: Prefer not to answer ED	4%	5%
ED – Disability Community: No	85%	76%
ED – Disability Community: Yes	12%	21%
ED – Disability Community: Prefer not to answer	3%	3%
ED – Veteran: No	96%	94%
ED – Veteran: Yes	3%	5%
ED – Veteran: Prefer not to answer	1%	1%

Arts & Culture Non-Profit Relief



\$2 million ARPA = 100 grants



\$1 million additional allocation:
50 extra grants (October)



In Question: \$500,000:
25 potential

NOTE: If all \$3.5 million goes into this fund, there will still be 21 eligible organizations who will not receive funds.