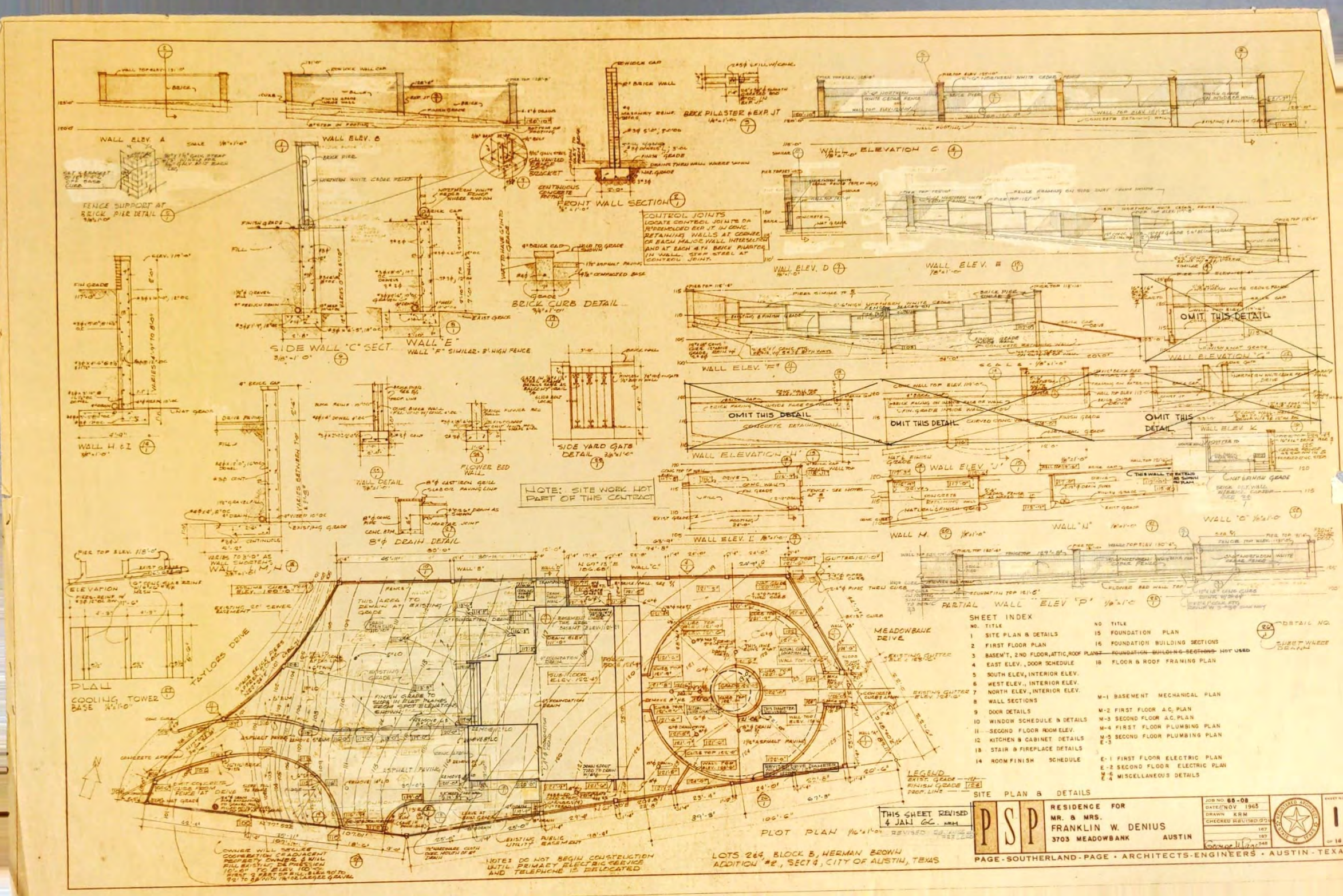

SHEET INDEX

NO.	TITLE
1	SITE PLAN & DETAILS
2	FIRST FLOOR PLAN
3	BASEM'T, 2ND FLOOR, ATTIC, ROOF PLANS
4	EAST ELEV., DOOR SCHEDULE
5	SOUTH ELEV, INTERIOR ELEV.
6	WEST ELEV., INTERIOR ELEV.
7	NORTH ELEV., INTERIOR ELEV.
8	WALL SECTIONS
9	DOOR DETAILS
10	WINDOW SCHEDULE & DETAILS
11	SECOND FLOOR ROOM ELEV.
12	KITCHEN & CABINET DETAILS
13	STAIR & FIREPLACE DETAILS
14	ROOM FINISH SCHEDULE
15	FOUNDATION PLAN
16	FOUNDATION BUILDING SECTIONS
17	~~FOUNDATION BUILDING SECTIONS~~ Not Used
18	FLOOR & ROOF FRAMING PLAN
M-1	BASEMENT MECHANICAL PLAN
M-2	FIRST FLOOR A.C. PLAN
M-3	SECOND FLOOR A.C. PLAN
M-4	FIRST FLOOR PLUMBING PLAN
M-5	SECOND FLOOR PLUMBING PLAN
E-3	
E-1	FIRST FLOOR ELECTRIC PLAN
E-2	SECOND FLOOR ELECTRIC PLAN
M-6 E-4	MISCELLANEOUS DETAILS

DETAIL NO. / SHEET WHERE DRAWN

SITE PLAN & DETAILS

THIS SHEET REVISED 4 JAN GC. MRM

PSP

RESIDENCE FOR
MR. & MRS.
FRANKLIN W. DENIUS
3703 MEADOWBANK AUSTIN

JOB NO. 65-08
DATE NOV 1965
DRAWN KRM
CHECKED REVISED 22 167 183

SHEET 1 OF 16

LOTS 264, BLOCK B, HERMAN BROWN ADDITION #2, SECT 4, CITY OF AUSTIN, TEXAS

PAGE-SOUTHERLAND-PAGE • ARCHITECTS-ENGINEERS • AUSTIN-TEXAS

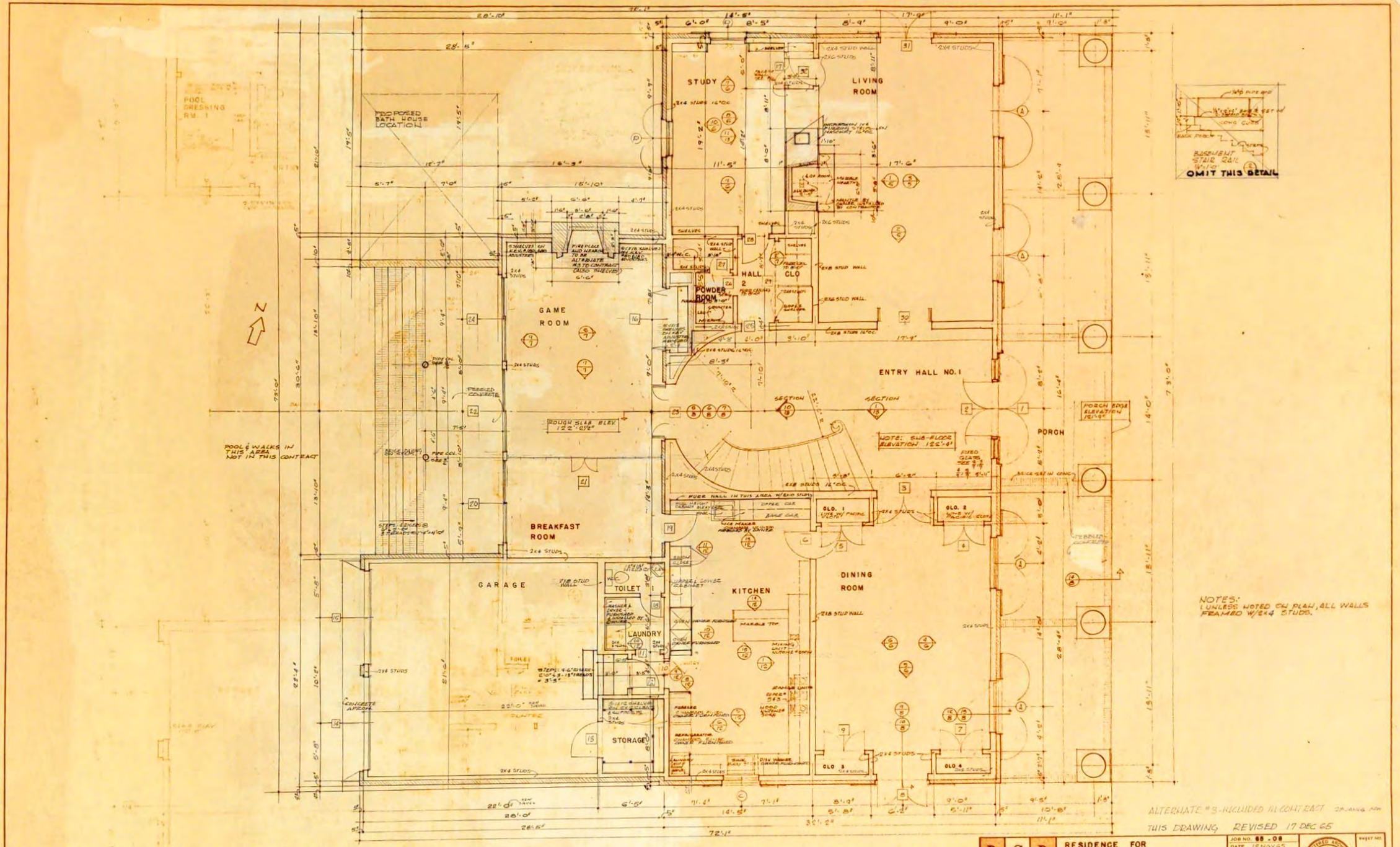

1st. FLOOR PLAN SCALE · 1/4" = 1'-0"

PSP

RESIDENCE FOR
MR. & MRS.
FRANKLIN W. DENIUS
3703 MEADOWBANK AUSTIN

JOB NO. 65-08
DATE 12 NOV 65
DRAWN REM
CHECKED
167
187
848

REGISTERED ARCHITECT STATE OF TEXAS

SHEET NO. 2 OF 18

PAGE-SOUTHERLAND-PAGE · ARCHITECTS-ENGINEERS · AUSTIN-TEXAS

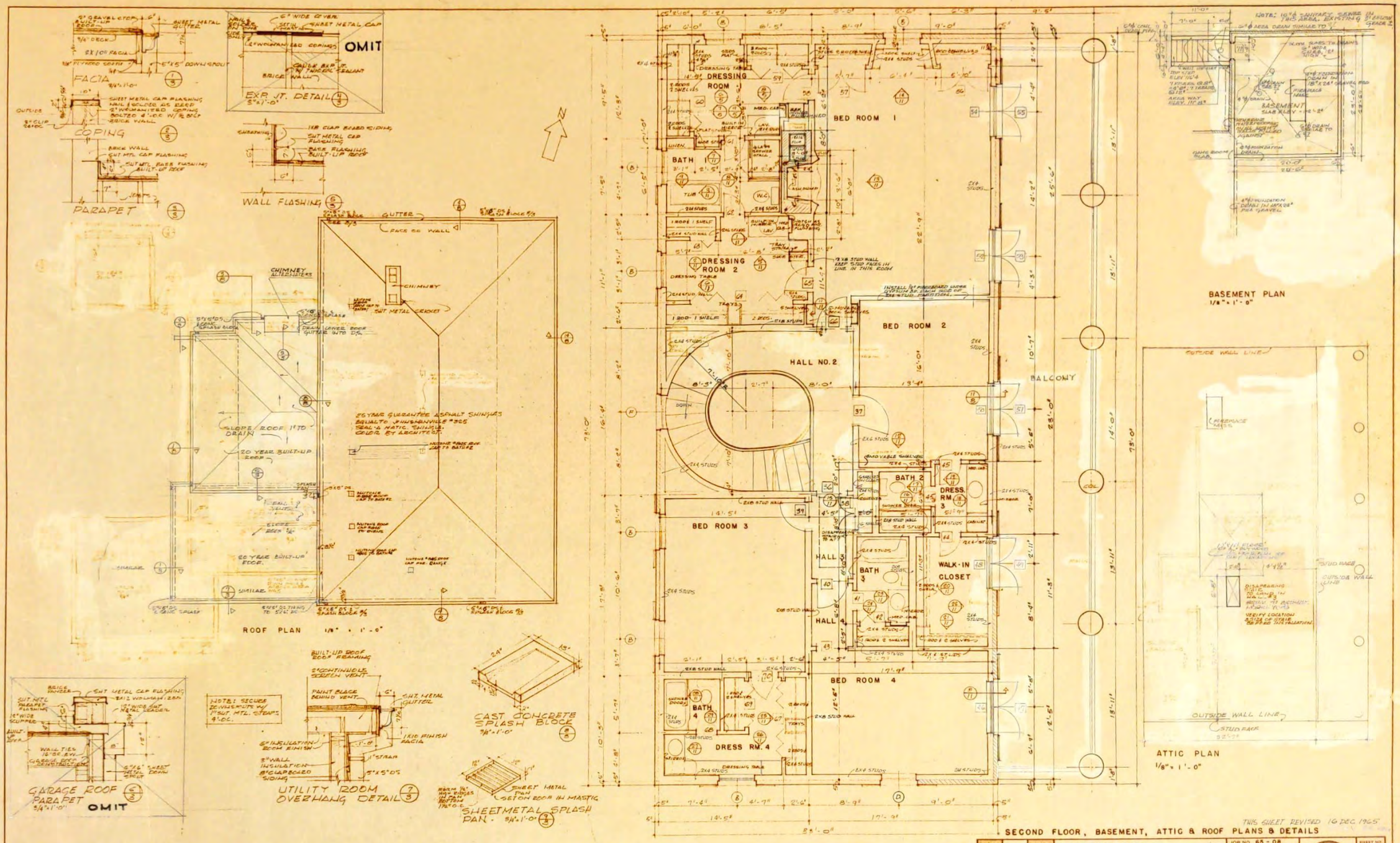

THIS SHEET REVISED 16 DEC 1965

SECOND FLOOR, BASEMENT, ATTIC & ROOF PLANS & DETAILS

PSP

RESIDENCE FOR
MR. & MRS.
FRANKLIN W. DENIUS
3703 MEADOWBANK AUSTIN

JOB NO.	65-08
DATE	12 NOV 65
DRAWN	KEM
CHECKED	

SHEET NO. 3 OF 18

ALTERNATES #2&4 INCLUDED IN CONTRACT - 22 NOV 65 KEM

PAGE-SOUTHERLAND-PAGE · ARCHITECTS-ENGINEERS · AUSTIN · TEXAS

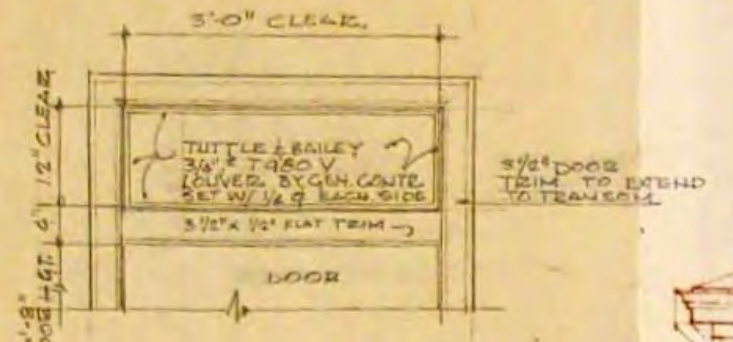

TRANSOM LOUVER ELEVATION DOORS 37, 39, 40 & 66

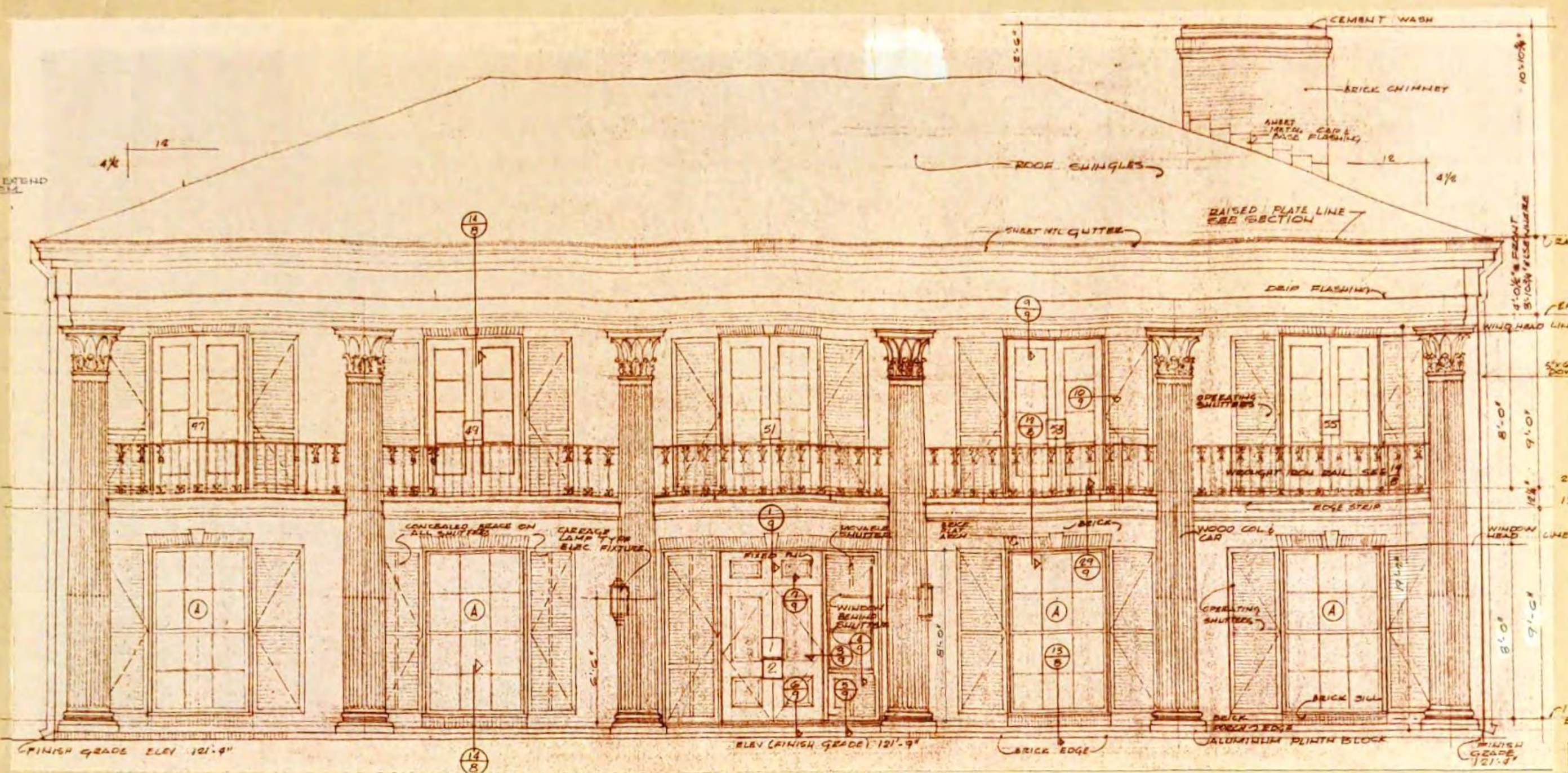

WEST ELEVATION ~~1/4" = 1'-0"~~ THIS ELEVATION IS NOT TO SCALE

NOTE: ALL SHUTTERS TO HAVE CONCEALED CENTER BRACES.

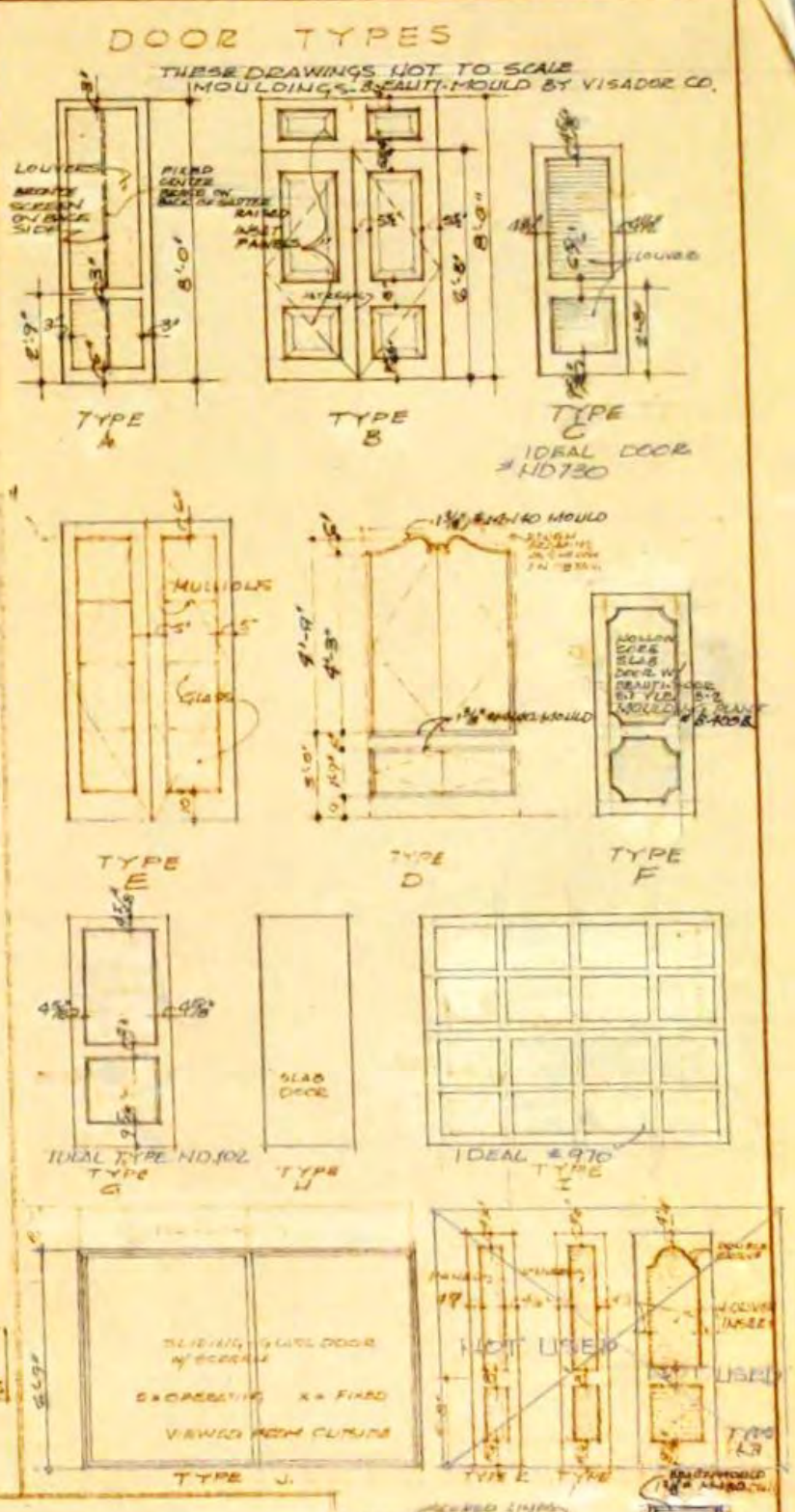

DOOR SCHEDULE

MARK	SIZE	TYPE	MATERIAL	DETAIL HEAD	DETAIL JAMB	DETAIL SILL	LOUVER	REMARKS
1	2-2'-8" x 8'-0" x 1 3/8"	A	WOOD LOUVER	1/9	2/9, 3/9	6/9		LOUVER SCREEN DOOR
2	2-2'-8" x 6'-8" x 1 3/4"	B	WOOD PANEL	1/9	3/9	6/9		
3	2-2'-8" x 6'-8" x 1 3/8"	M	HOLLOW CORE SLAB	8/9	8/9			ADJUST MOULDINGS TO MATCH THOSE ON DOOR #30 UNDER CUT DOOR 1" OFF CARPET
4	2-2'-0" x 4'-9" x 1 3/8"	D	HOLLOW CORE FLUSH	13/9	14/9	15/9		MOULDING APPLIED TO DOOR. HINGES CONCEALED
5	2-2'-0" x 4'-9" x 1 3/8"	D	D.O.	13/9	14/9	15/9		D.O.
6	2'-8" x 6'-8" x 1 3/8"	F	MAHOGANY-HOLLOW CORE	16/9	17/9		UNDER-CUT DOOR 1" OFF CARPET	STYLE B2 MOULDINGS #B-005 ON PAINT ON DINING ROOM SIDE - MAHOG ON KIT. SIDE. DOUBLE ACTING
7	2-2'-0" x 4'-9" x 1 3/8"	D	HOLLOW CORE, FLUSH	9/9	10/9	11/9		
8	2-2'-6" x 8'-0" x 1 3/4"	E	WOOD W/ GLASS PNL	9/9	10/9	11/9		CLOSER ON DOOR
9	2-2'-0" x 4'-9" x 1 3/8"	D	HOLLOW CORE FLUSH	13/9	14/9	15/9		
10	2'-8" x 6'-8"		[illegible]	28/9	28/9			CASED OPENING
11	2'-6" x 6'-8"			28/9	28/9			CASED OPENING
12	3'-0" x 6'-8" x 1 3/4"	O	WOOD W/ GLASS PNL	18/9	18/9	33/9		IDEAL TYPE HD 562
13	3'-0" x 6'-8" x 1 3/4"	G	WOOD H.C. SLAB	19/9	19/9			IDEAL TYPE HD 102
14	9'-0" x 7'-0"	I	WOOD	34/9	34/9			VERTICAL SLIDING GARAGE DOOR
15	9'-0" x 7'-0"	I	D.O.	34/9	34/9			D.O. IDEAL #970
16	2-2'-6" x 6'-8" x 1 3/8"	H	H.C. SLAB WOOD	18/9	18/9			
18	2'-0" x 6'-8" x 1 3/8"	G	2-PNL WOOD	18/9	18/9		UNDER-CUT DOOR 1"	IDEAL TYPE HD 102
19	2'-8" x 6'-8" x 1 3/8"	G	2-PNL WOOD	18/9	18/9			IDEAL TYPE HD 102
20	8'-0" x 6'-8"	J	ALUM. SLIDING	21/9 22/9	24/9	23/9		TYPE X-O, GREY GLASS
21	12-1'-3" x 6'-8" x 1 3/8"	C	LOUVER PANEL	19/9	27/9	20/9		BI-FOLDING DOORS
22	8'-0" x 6'-8	J	ALUM. SLIDING	21/9 22/9	24/9	23/9		TYPE X-O, GREY GLASS
23	4-1'-4" x 6'-8" x 1 3/8"	C	WOOD LOUVER	25/9	25/9 SIMILAR			IDEAL. HD. 730
24	8'-0" x 6'-8"	J	ALUM SLIDING	21/9 22/9	24/9	23/9		TYPE O-X, GREY GLASS
25	3'-0" x 6'-8" x 1 3/8"			28/9	28/9			CASED OPENING

MARK	SIZE	TYPE	MATERIAL	DETAIL HEAD	DETAIL JAMB	DETAIL SILL	LOUVER	REMARKS
26	2'-0" x 6'-8" x 1 3/8"	H-TOILET F-HALL	HOLLOW CORE SLAB	19/9	19/9			BEAUTI-DOOR TYPE MOULDINGS STYLE B-2 #B-400-B (1 7/8" x 3/4")
27	2'-0" x 6'-8" x 1 3/8"	H	HOLLOW CORE SLAB	19/9	19/9		UNDER-CUT DOOR 1" ABOVE CARPET	
28	3'-0" x 6'-8" x 1 3/8"	F	HOLLOW CORE SLAB	19/9	19/9		UNDER CUT DOOR 1" ABOVE CARPET	BEECH MOULDINGS BIRCH DOOR
29	4-1'-11" x 6'-8" x 1 3/8"	C	WOOD LOUVER	26/9	27/9			BI-FOLDING UNIT
30	4-1'-4" x 6'-8" x 1 3/8"	R	HOLLOW CORE SLAB	8/9	8/9		UNDER CUT DOOR 1" ABOVE CARPET	FOLDING DOOR-NO HEAD TRACK. ADJUST TYPE 82 MOULDINGS TO MATCH DR #3
31	2-2'-6" x 8'-0" x 1 3/4"	E	GLASS PANEL	9/9	10/9	11/9		CLOSER ON DOOR
32	2'-8" x 6'-8" x 1 3/8"	N-LIV RM F-STUDY	HOLLOW CORE SLAB	19/9	19/9			BEECH MOULDINGS BIRCH DOOR
33								
34								
35								
36	3'-0" x 6'-8"			28/9	28/9			CASED OPENING
37	3'-0" x 6'-8" x 1 3/8"	G	WOOD PNL	8/9	8/9		12" x 36" LOUVER (METAL) ABOVE DOOR. SEE 1/4	IDEAL #HD 102.
38	4-1'-4" x 6'-8" x 1 3/8"	C	WOOD PNL W/LOUVERS	26/9	27/9			IDEAL #HD. 730
39	3'-0" x 6'-8" x 1 3/8"	G	WOOD PANEL	18/9	18/9		12" x 36" LOUVER (METAL) ABOVE DOOR SEE 1/4	IDEAL # HD 102
40	3'-0" x 6'-8" x 1 3/8"	G	WOOD PANEL	18/9	18/9		12" x 36" LOUVER (METAL) OVER DOOR SEE 1/4	IDEAL # HD 102.
41	2'-0" x 6'-8" x 1 3/8"	G	WOOD PANEL	18/9	18/9, 30/9	31/9		IDEAL #HD.102.
42	2-1'-3" x 6'-8" x 1 3/8"	C	WOOD PANEL W/ LOUVERS	26/9	27/9			IDEAL SLIM LINE BI-FOLDING UNIT.
43	3'-0" x 6'-8"			28/9	28/9			CASED OPENING
44	2'-0" x 6'-8" x 1 3/8"	G	WOOD PANEL	18/9	18/9	31/9	UNDER-CUT DOOR 1"	IDEAL #HD.102
45	2'-0" x 6'-8" x 1 3/8"	G	WOOD PNL	19/9	19/9	31/9	UNDER-CUT DOOR 1"	IDEAL #HD102
45a	2'-0" x 6'-8" x 1 3/8"	G	WOOD PNL	19/9	30/9	SIMILAR 31/9		IDEAL # HD 102
46	5'-0" x 8'-0" x 1"	Q	ALUM	SIMILAR 9/9	SIMILAR 10/9	29/9		SLIDING SCREEN
47	2-2'-6" x 8'-0" x 1 3/4"	E	WOOD W/ GLASS PANEL	9/9	18/9	29/9		
48	5'-0" x 8'-0"	Q	ALUM.	SIMILAR 9/9	SIMILAR 10/9	29/9		SLIDING SCREEN UNIT
49	2-2'-6" x 8'-0" x 1 3/4"	E	WOOD W/ GLASS PNL.	9/9	10/9	29/9		
50	5'-0" x 8'-0"	Q	ALUM	SIMILAR 9/9	SIMILAR 10/9	29/9		SLIDING SCREEN UNIT

MARK	SIZE	TYPE	MATERIAL	DETAIL HEAD	DETAIL JAMB	DETAIL SILL	LOUVER	REMARKS
51	2-2'-6" x 8'-0" x 1 3/4"	E	GLASS PANEL	9/9	10/9	29/9		
52	5'-0" x 8'-0"	Q	ALUM	SIMILAR 9/9	SIMILAR 10/9	29/9		SLID SCREEN UNIT
53	2-2'-6" x 8'-0" x 1 3/4"	E	GLASS PANEL	9/9	10/9	29/9		
54	5'-0" x 8'-0"	Q	ALUM	SIMILAR 9/9	SIMILAR 10/9	29/9		SLIDING SCREEN UNIT
55	2-2'-6" x 8'-0" x 1 3/4"	E	GLASS PANEL	9/9	10/9	29/9		
56	2-2'-4" x 6'-8" x 1 3/8"	C	LOUVER PNL. DR.	18/9	18/9			IDEAL # HD 730
57	2-2'-4" x 6'-8" x 1 3/8"	C	LOUVER PANEL	18/9	18/9			IDEAL # HD 730
58	2'-6" x 6'-8" x 1 3/8"	C	LOUVER PANEL	18/9	18/9			IDEAL # HD 730
59	4-1'-3" x 6'-8" x 1 3/8"	R	HOLLOW CORE SLAB	26/9	27/9			5/8" x 3/4" BEAUTI-DOOR MOULDINGS #B-35 APPLIED.
60	4-1'-6" x 6'-8" x 1 3/8"	R	HOLLOW CORE SLAB	26/9	27/9			5/8" x 3/4", BEAUTI-DOOR MOULDING #B-35 APPLIED
61	2'-0" x 6'-8" x 1 3/8"	F	HOLLOW CORE SLAB	18/9	30/9	31/9		5/8" x 3/4"; BEAUTI-DOOR STYLE B-2, # B-35 MOULD APPLIED.
62	2'-0" x 6'-8" x 1 3/8"	F	HOLLOW CORE SLAB	18/9	30/9	31/9		5/8" x 3/4"; BEAUTI-DOOR STYLE B-2; #B-35 MOULD APPLIED
63	2-1'-3" x 6'-8" x 1 3/8"	R	HOLLOW CORE SLAB	3/11	27/9			5/8" x 3/4"; BEAUTI-DOOR MOULD #B-35 MOULD APPLIED
64	8-1'-3" x 6'-8" x 1 3/8"	R	HOLLOW CORE SLAB	3/11	27/9			BI-FOLD. DOOR UNIT 5/8" x 3/4" BEAUTI-DOOR MOULD # B-35 APPLIED.
65	2'-6" x 6'-8" x 1 3/8"	C	LOUVER PANEL	18/9	18/9			IDEAL # HD 730
66	3'-0" x 6'-8" x 1 3/8"	G	PANEL DOOR	18/9	18/9		12" x 36" LOUVER (METAL) ABOVE DR. SEE 1/4	IDEAL # HD 102
67	6-1'-3" x 6'-8" x 1 3/8"	R	HOLLOW CORE SLAB	26/9	27/9			5/8", #B-35, BEAUTI-MOULD APPLIED.
68	2'-0" x 6'-8" x 1 3/8"	F	HOLLOW CORE SLAB	18/9	30/9	31/9		5/8" TYPE B-2, BEAUTI-DOOR MOULD # B-35 APPLIED
69	4-1'-1 1/2" x 6'-8" x 1 3/8"	R	HOLLOW CORE SLAB	26/9	27/9			5/8" TYPE B-35 BEAUTI-DOOR MOULD APPLIED
70	2'-8" x 6'-8" x 1 3/8"	F	WOOD PANEL	18/9	18/9		UNDER-CUT DOOR 1" OFF CARPET	5/8" BEAUTI-DOOR TYPE B2, #B-35 MOULD APPLIED.
72	3'-0" x 6'-8" x 1 3/4"	H	SOLID CORE SLAB	37/9	37/9	38/9		30" x 56" SCREENED METAL RAINPROOF LOUVER IN DOOR.

NOTE: THIS DRAWING REVISED 20 DEC. 65.
REREVISED 27 JAN 66

PSP | RESIDENCE FOR MR. & MRS. FRANKLIN W. DENIUS
3703 MEADOWBANK AUSTIN

JOB NO. 65 - 08
DATE 12 NOV 65
DRAWN KEM
CHECKED

George W. Page

REGISTERED ARCHITECT STATE OF TEXAS

SHEET NO. 4 OF 18

PAGE - SOUTHERLAND - PAGE • ARCHITECTS - ENGINEERS • AUSTIN - TEXAS

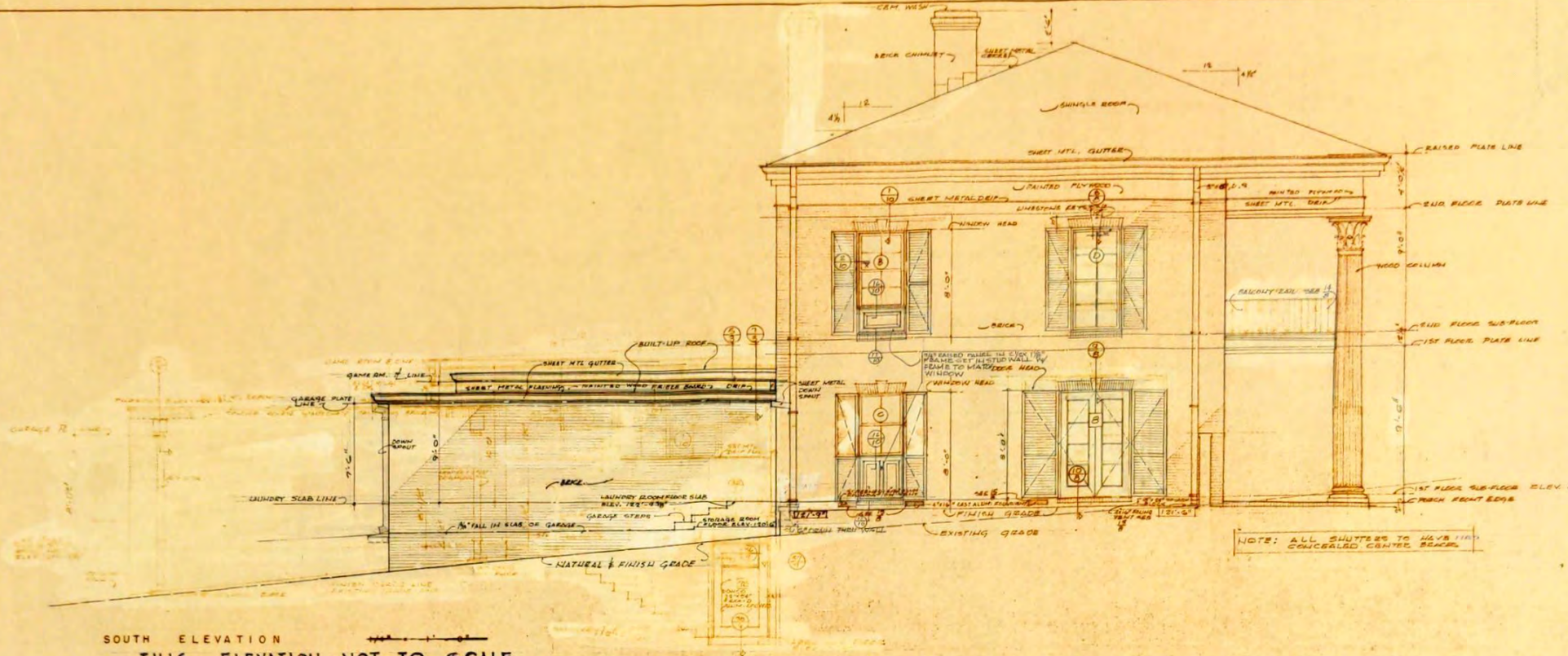

SOUTH ELEVATION

THIS ELEVATION - NOT TO SCALE.

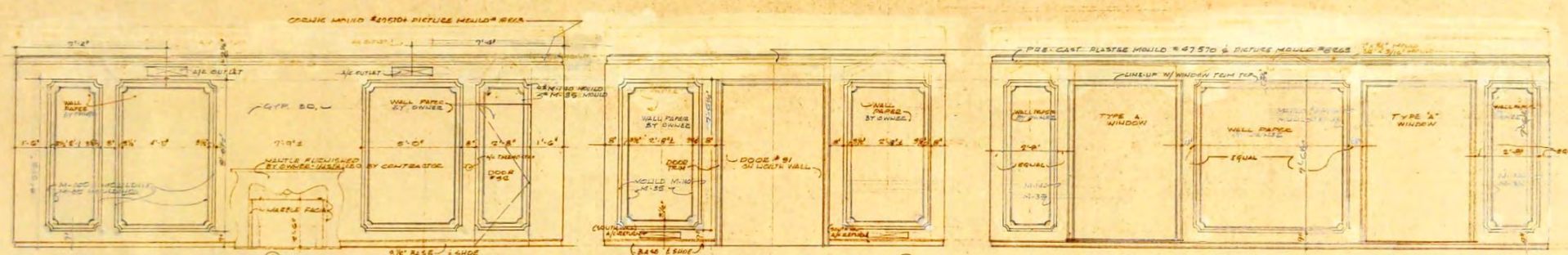

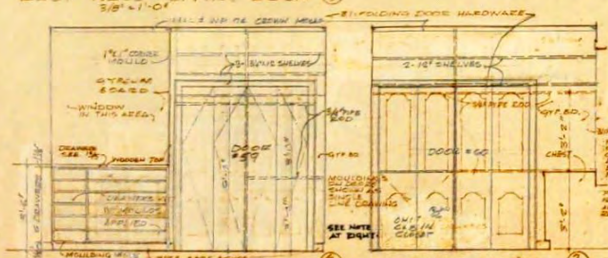

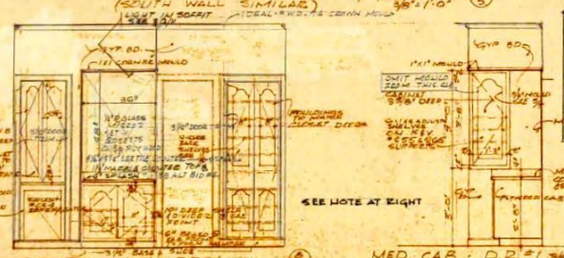

NOTE: MOULDINGS ON CABINET DOORS IN D.R.#1 ARE NOT AS SHOWN BUT ARE TO BE BEAUTI-MOULD M-35 APPLIED IN STYLE 1001 DRAWER MOULDS TO BE SAME.

ALL DECORATIVE MOULDS ARE BEAUTI-MOULD BY VISIDOR CO. JASPER, TEX.

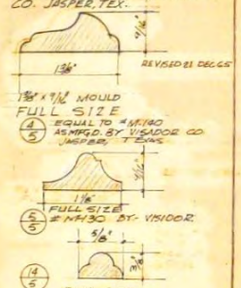

NOTE: SUBMIT FULL SIZE PATTERN OF EACH TYPE OF MOULDING TO ARCHITECT FOR APPROVAL PRIOR TO INSTALLATION.

2. CABINET DOORS TO BE 3/4" CEDAR & HUNG W/ PIVOT HINGES & TOUCH LATCHES.

THIS SHEET REVISED 6 DEC. 1965

THIS SHEET REVISED 22 DEC. 1965.

PSP

PAGE-SOUTHERLAND-PAGE • ARCHITECTS-ENGINEERS • AUSTIN-TEXAS

RESIDENCE FOR
MR. & MRS.
FRANKLIN W. DENIUS
3703 MEADOWBANK AUSTIN

JOB NO.	65-08
DATE	12 NOV 65
DRAWN	KRH
CHECKED	

SHEET NO. 5 OF 18

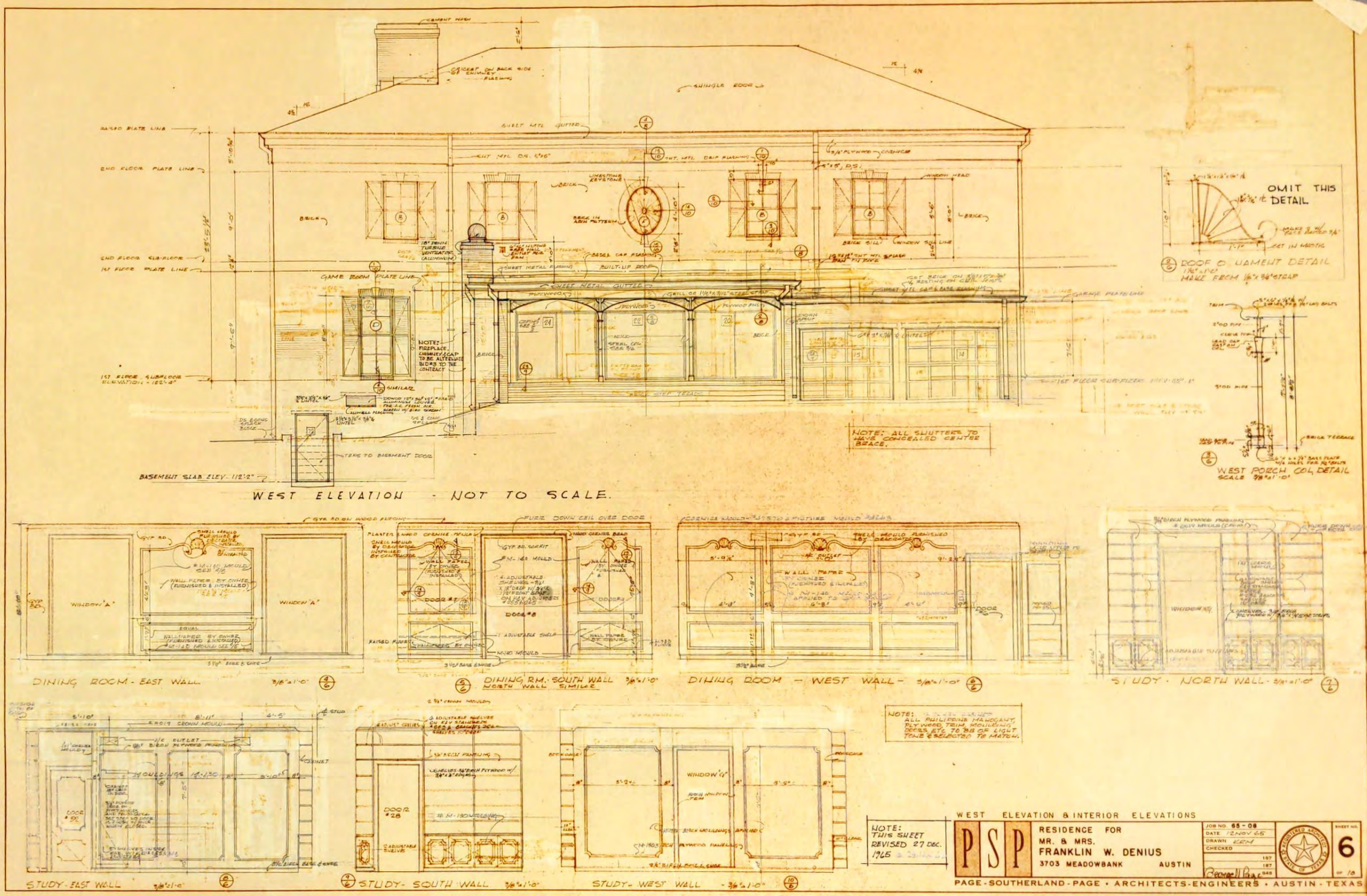
WEST ELEVATION - NOT TO SCALE.
NOTE: ALL SHUTTERS TO HAVE CONCEALED CENTER BRACE.
OMIT THIS DETAIL
ROOF OVERHAMENT DETAIL
WEST PORCH COL. DETAIL
DINING ROOM - EAST WALL
DINING RM. - SOUTH WALL
NORTH WALL SIMILAR
DINING ROOM - WEST WALL
STUDY - NORTH WALL
STUDY - EAST WALL
STUDY - SOUTH WALL
STUDY - WEST WALL
NOTE: ALL PHILIPPINE MAHOGANY, PLYWOOD, TRIM, MOULDING, DOORS, ETC. TO BE OF LIGHT TONE & SELECTED TO MATCH.
NOTE: THIS SHEET REVISED 27 DEC. 1965
WEST ELEVATION & INTERIOR ELEVATIONS
PSP
RESIDENCE FOR
MR. & MRS.
FRANKLIN W. DENIUS
3703 MEADOWBANK AUSTIN
JOB NO. 65-08
DATE 12 NOV 65
DRAWN KRM
CHECKED
SHEET NO. 6
PAGE-SOUTHERLAND-PAGE • ARCHITECTS-ENGINEERS • AUSTIN-TEXAS

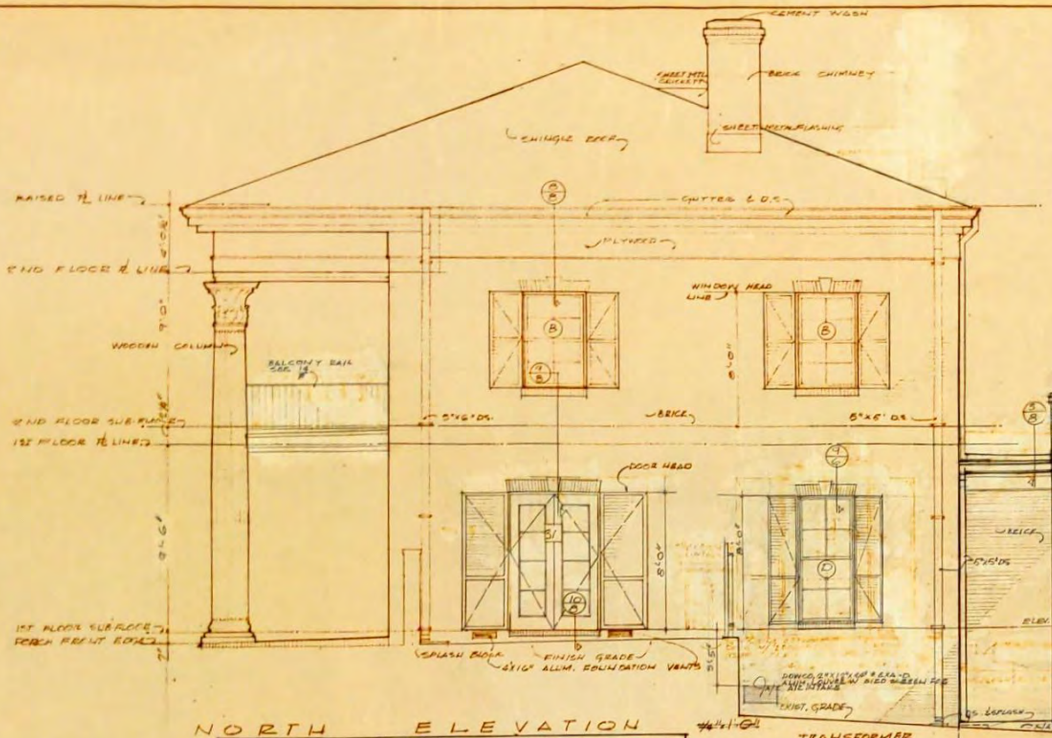

NORTH ELEVATION

THIS ELEVATION IS NOT TO SCALE

TRANSFORMER AREA



TYPICAL SHUTTER

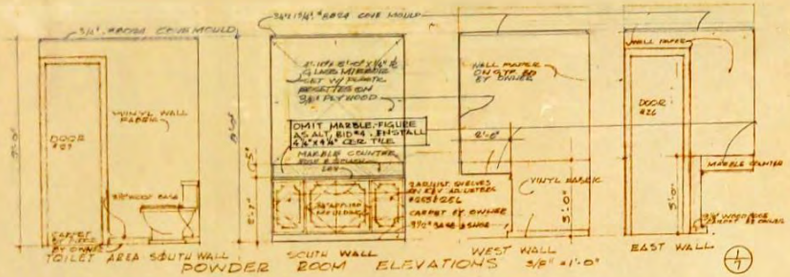

ELEVATIONS 3/8" = 1'-0"

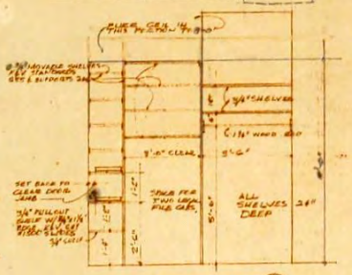

HALL #2 CLOSET

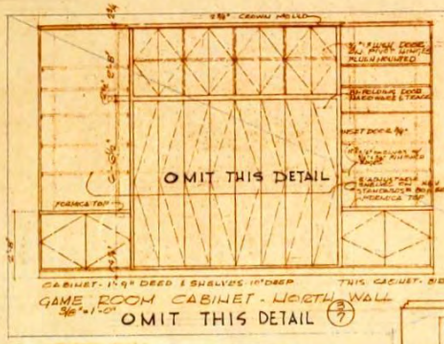

GAME ROOM CABINET - NORTH WALL

OMIT THIS DETAIL

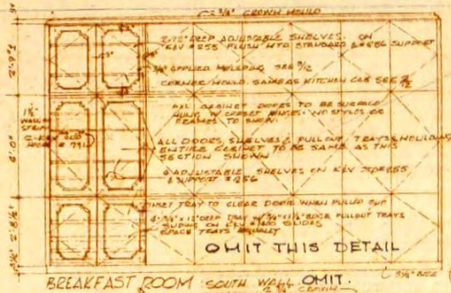

BREAKFAST ROOM SOUTH WALL OMIT

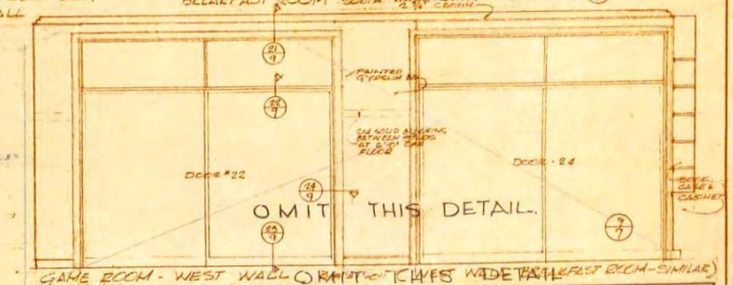

GAME ROOM - WEST WALL OMIT CLOSET WALL BREAKFAST ROOM - SIMILAR

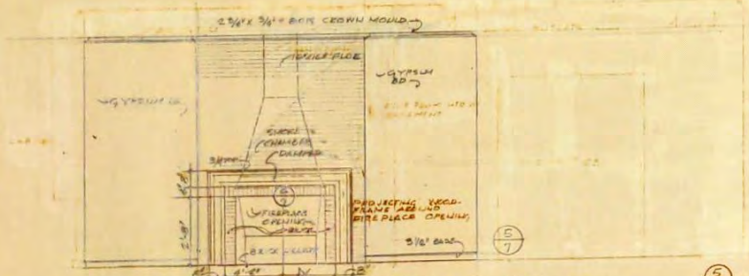

GAME ROOM - NORTH WALL 3/8" = 1'-0"

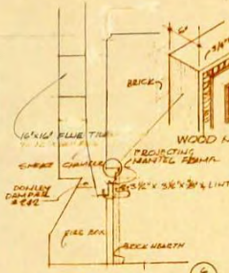

SECTION GAME ROOM FIREPLACE

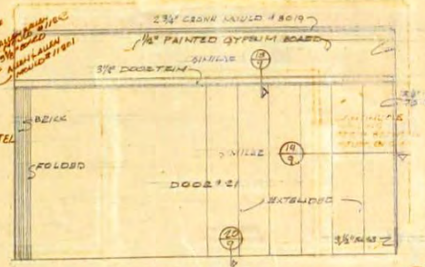

GAME ROOM - SOUTH WALL NORTH WALL OF BREAKFAST ROOM SIMILAR

THIS SHEET REVISED 28 DEC. 1965

ALTERNATE #3 & 4 INCLUDED IN CONTRACT

RESIDENCE FOR	JOB NO. 63-08
MR. & MRS.	DATE 12 Nov 65
FRANKLIN W. DENIUS	DRAWN KRM
3703 MEADOWBANK AUSTIN	CHECKED
	SHEET NO. 7 OF 18

PSP

PAGE-SOUTHERLAND-PAGE • ARCHITECTS-ENGINEERS • AUSTIN-TEXAS

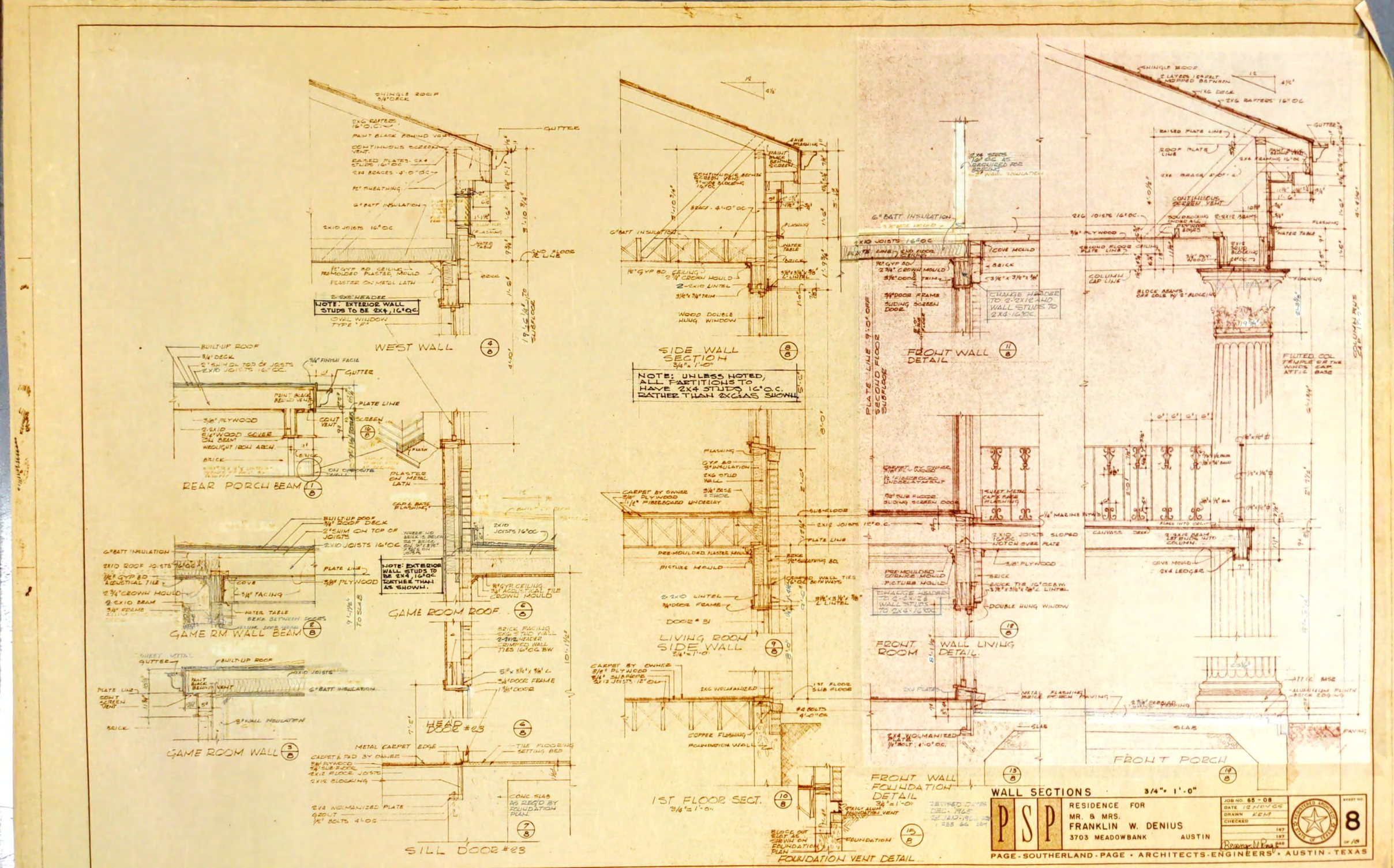
WEST WALL
NOTE: EXTERIOR WALL STUDS TO BE 2X4, 16"OC
SIDE WALL SECTION
NOTE: UNLESS NOTED, ALL PARTITIONS TO HAVE 2X4 STUDS 16"O.C. RATHER THAN 2XG AS SHOWN.
FRONT WALL DETAIL
CHANGE HEADER TO 2-2X12 AND WALL STUDS TO 2X4-16"OC.
REAR PORCH BEAM
GAME RM WALL BEAM
GAME ROOM ROOF
NOTE: EXTERIOR WALL STUDS TO BE 2X4, 16"OC RATHER THAN AS SHOWN.
GAME ROOM WALL
HEAD DOOR #23
SILL DOOR #23
LIVING ROOM SIDE WALL
FRONT WALL LIVING ROOM DETAIL
1ST FLOOR SECT.
FRONT WALL FOUNDATION DETAIL
FOUNDATION VENT DETAIL
FRONT PORCH
WALL SECTIONS 3/4"= 1'-0"
RESIDENCE FOR MR. & MRS. FRANKLIN W. DENIUS
3703 MEADOWBANK AUSTIN
PAGE-SOUTHERLAND-PAGE • ARCHITECTS-ENGINEERS • AUSTIN-TEXAS
8

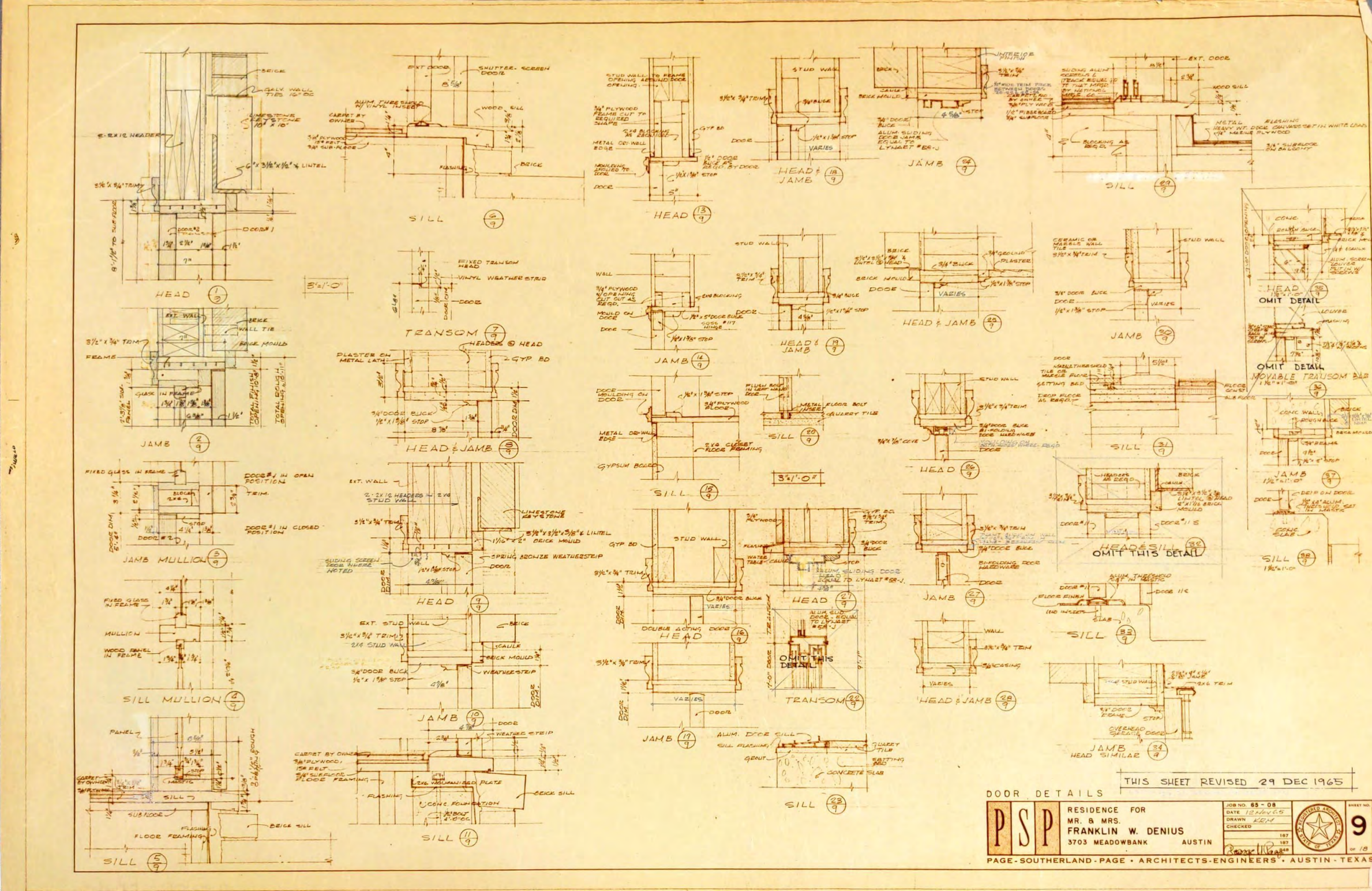

DOOR DETAILS

THIS SHEET REVISED 29 DEC 1965

PSP

RESIDENCE FOR
MR. & MRS.
FRANKLIN W. DENIUS
3703 MEADOWBANK AUSTIN

JOB NO. 65-08
DATE 12 Nov 65
DRAWN KEM
CHECKED

SHEET NO. 9 OF 18

PAGE-SOUTHERLAND-PAGE • ARCHITECTS-ENGINEERS • AUSTIN-TEXAS

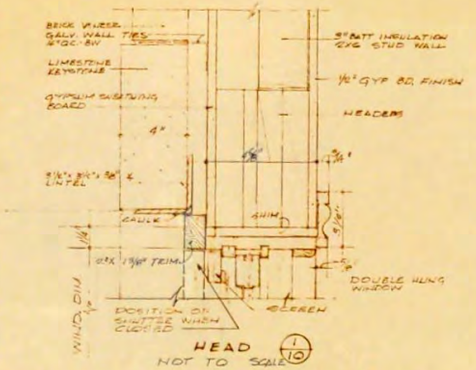

HEAD
NOT TO SCALE (1/10)

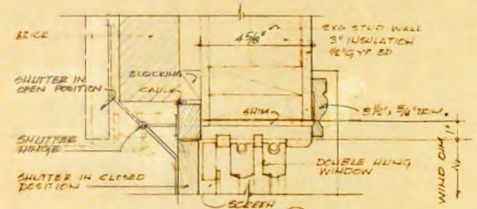

JAMB
NOT TO SCALE (2/10)

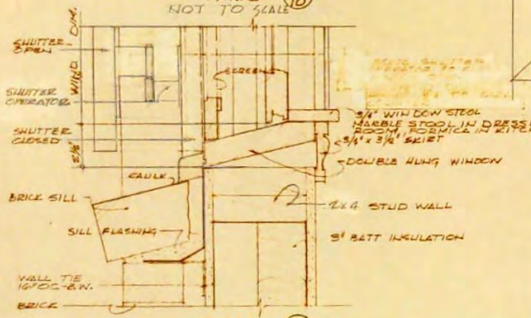

SILL (3/10)

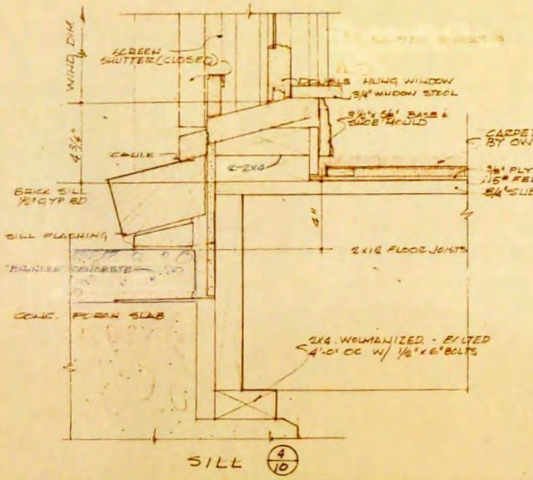

SILL (4/10)

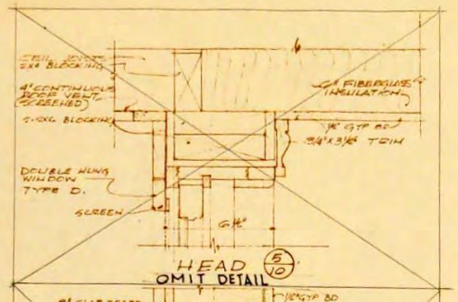

HEAD
OMIT DETAIL (5/10)

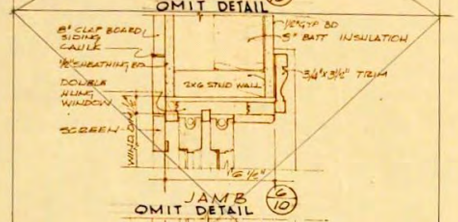

JAMB
OMIT DETAIL (6/10)

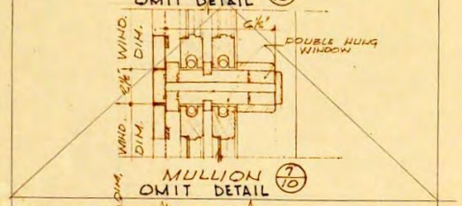

MULLION
OMIT DETAIL (7/10)

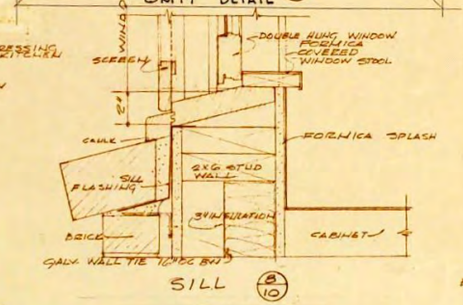

SILL (8/10)

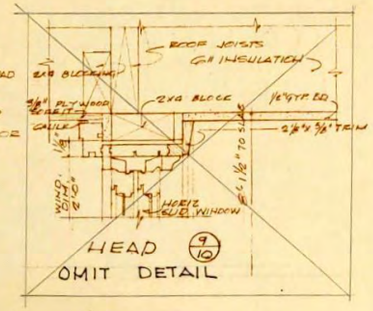

HEAD
OMIT DETAIL (9/10)

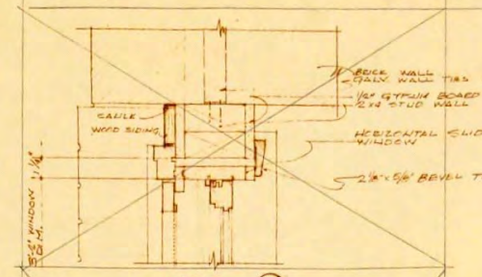

JAMB
OMIT DETAIL (10/10)

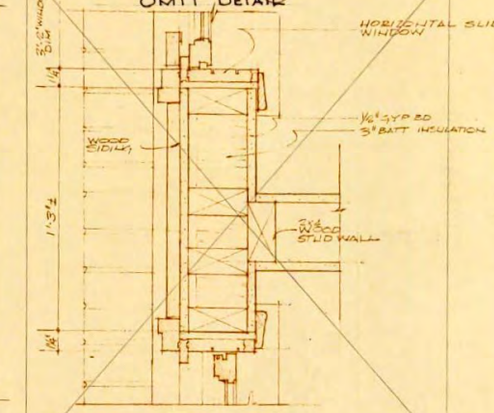

MULLION
OMIT DETAIL (11/10)

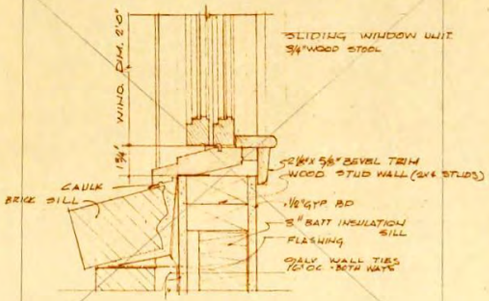

SILL
OMIT DETAIL (12/10)

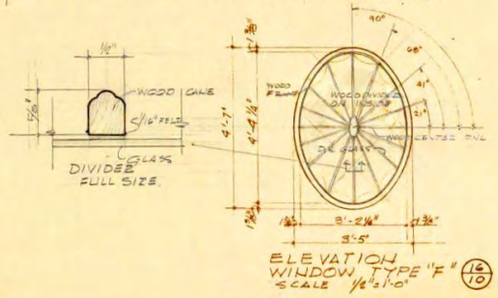

ELEVATION
WINDOW TYPE "F" (12/10)
SCALE ½"=1'-0"

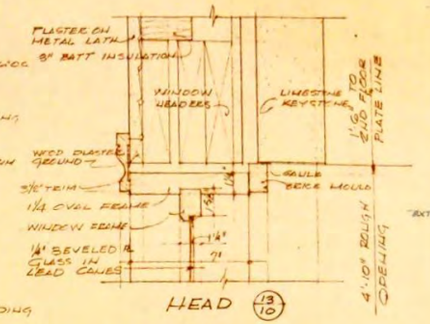

HEAD (13/10)

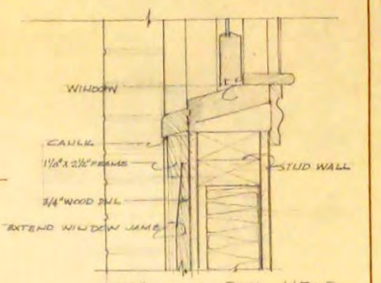

WINDOW PNL HEAD (16/10)

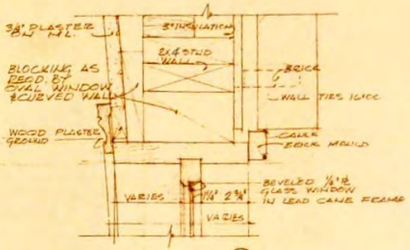

JAMB (14/10)

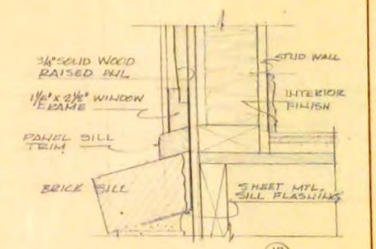

PANEL SILL (17/10)

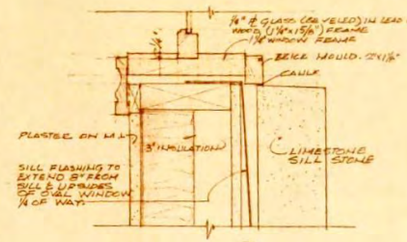

SILL (15/10)

WINDOW SCHEDULE

MARK	SIZE WIDTH	SIZE HEIGHT	TYPE	MATERIAL	MFGR	CAT NO.	DETAIL HEAD	DETAIL JAMB	DETAIL SILL	REMARKS
A	4'-6"	7'-6½"	12 LITE D.H.	WOOD	SPECIAL		1/10	2/10	4/10	
B	3'-4"	5'-6"	8 LITE D.H.	WOOD	CURTIS	S-2	1/10	2/10	3/10	
C	3'-4"	4'-6"	6 LITE D.H.	WOOD	CURTIS	S-2	1/10	3/10	8/10	VERTICAL WINDOW MULLION
D	3'-8"	4'-6½"	12 LITE D.H.	WOOD	SPECIAL		1/10	2/10	4/10	
F	3'-5"	4'-7"	FIXED	WOOD	SPECIAL					

NOTE: DETAILS NOT NECESSARILY TO SCALE.

THIS DRAWING REVISED 29 DEC. 1965.
WINDOW SCHEDULE & DETAILS

PSP

RESIDENCE FOR
MR. & MRS.
FRANKLIN W. DENIUS
3703 MEADOWBANK AUSTIN

JOB NO.	65 - 08
DATE	12 Nov 65
DRAWN	KRM
CHECKED	
	187
	187

REGISTERED ARCHITECT STATE OF TEXAS

SHEET NO. 10 OF 18

PAGE-SOUTHERLAND-PAGE • ARCHITECTS-ENGINEERS • AUSTIN-TEXAS

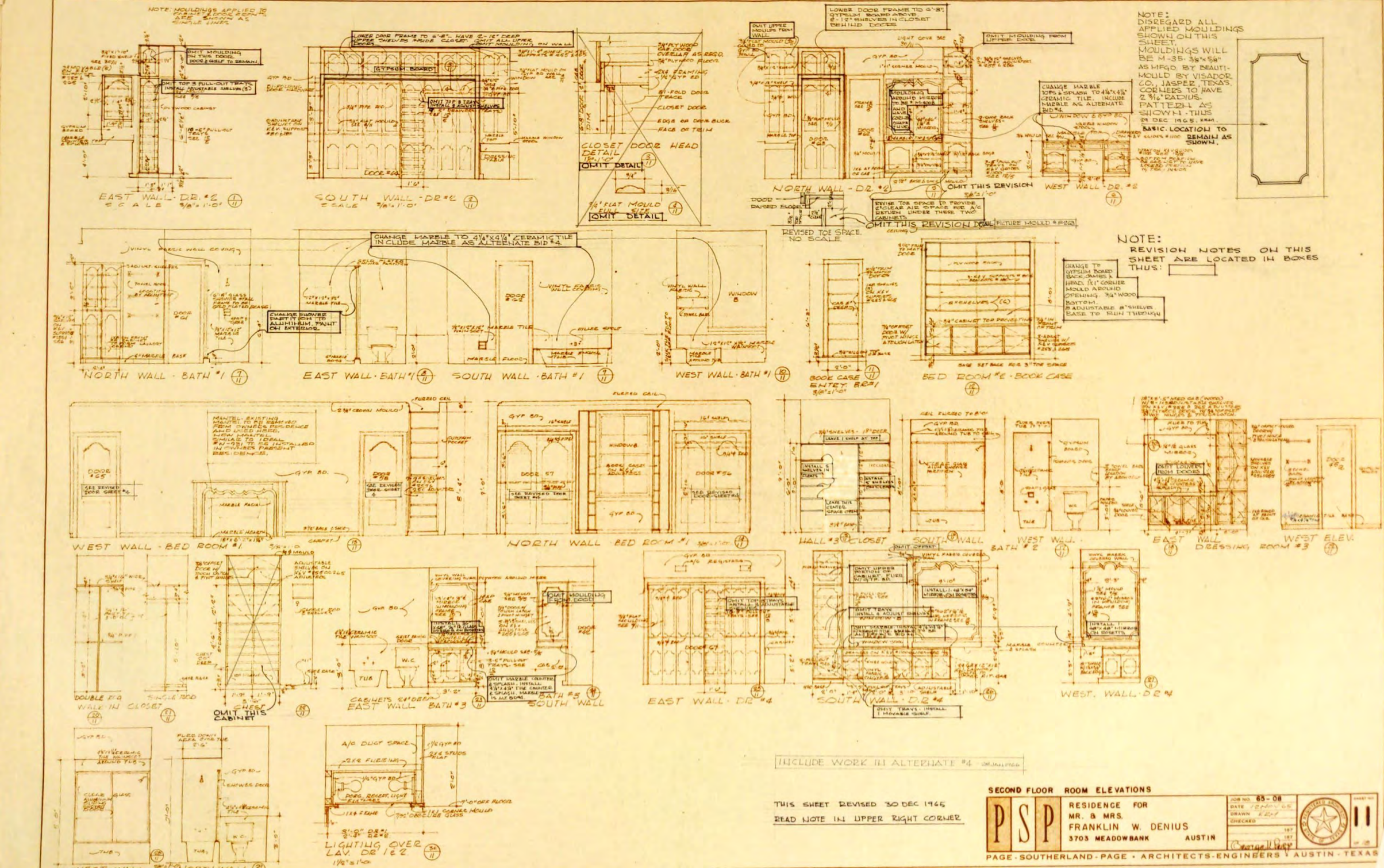

INCLUDE WORK IN ALTERNATE #4 28 JAN 1966

THIS SHEET REVISED 30 DEC 1965
READ NOTE IN UPPER RIGHT CORNER

SECOND FLOOR ROOM ELEVATIONS

PSP

RESIDENCE FOR
MR. & MRS.
FRANKLIN W. DENIUS
3703 MEADOWBANK AUSTIN

JOB NO. 65-08
DATE 12 NOV 65
DRAWN KBH
CHECKED

SHEET NO. 11

PAGE-SOUTHERLAND-PAGE • ARCHITECTS-ENGINEERS • AUSTIN, TEXAS

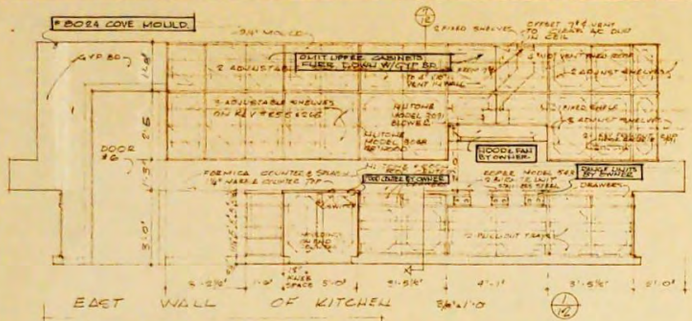

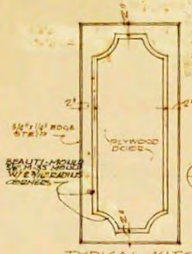

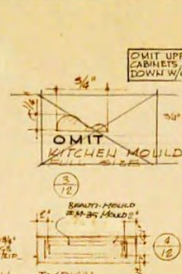

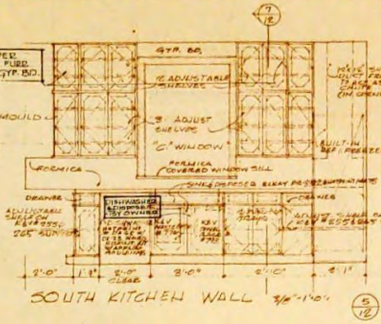

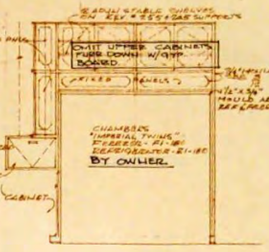

NOTE: REVISIONS ARE NOTED IN BOXES THUS:

CABINET ELEVATIONS -NOT TO SCALE.

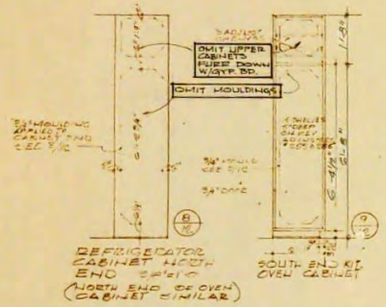

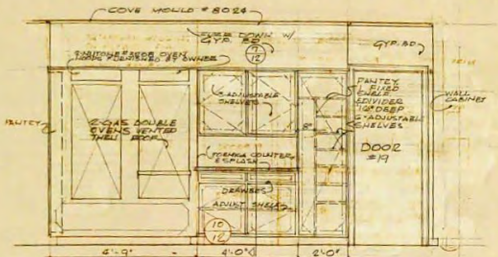

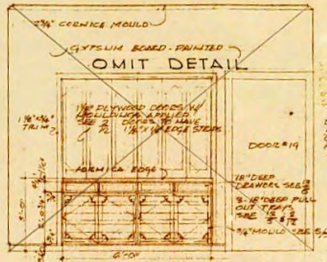

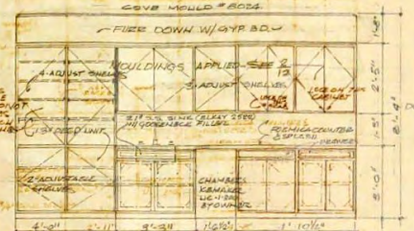

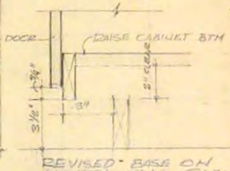

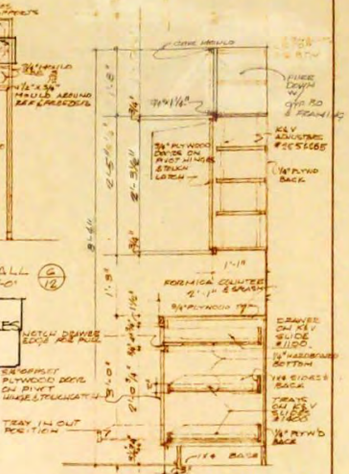

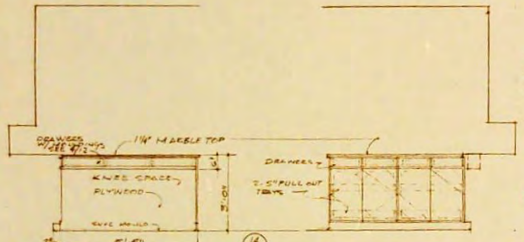

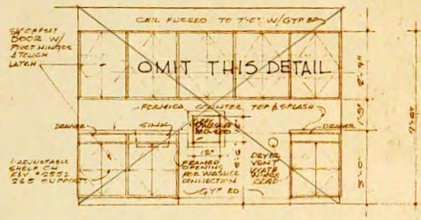

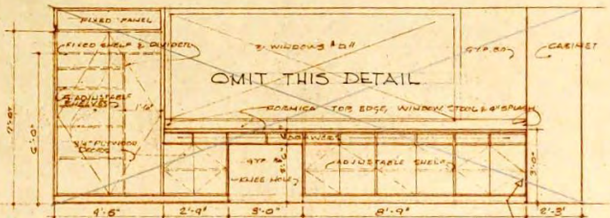

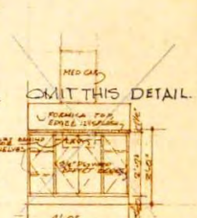

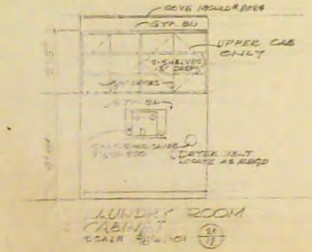

THIS SHEET REVISED 30 DEC 65. KRM

KITCHEN CABINETS

PSP

RESIDENCE FOR
MR. & MRS.
FRANKLIN W. DENIUS
3703 MEADOWBANK AUSTIN

JOB NO.	65-08
DATE	12 NOV 65
DRAWN	KRM
CHECKED	
	167
	187

REGISTERED ARCHITECT STATE OF TEXAS

SHEET NO. 12 OF 18

PAGE-SOUTHERLAND-PAGE • ARCHITECTS-ENGINEERS • AUSTIN-TEXAS

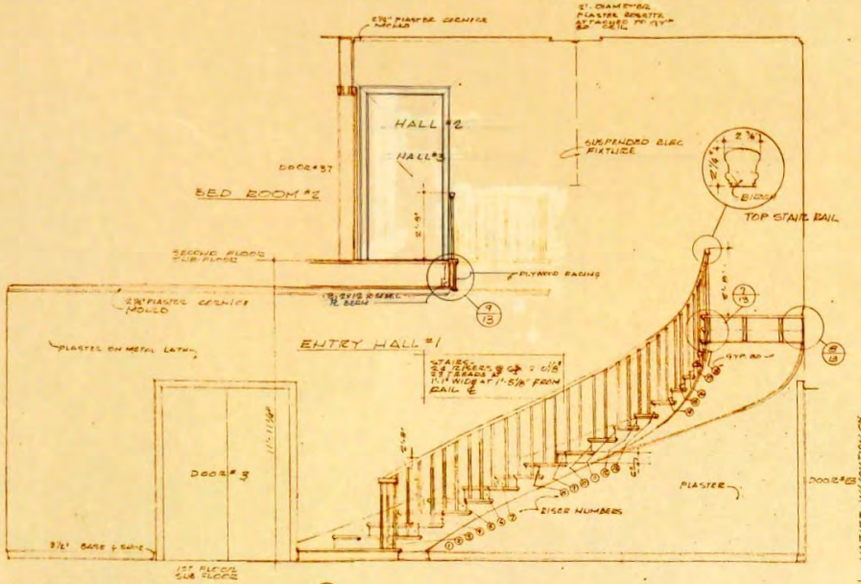

STAIR SECTION A-A

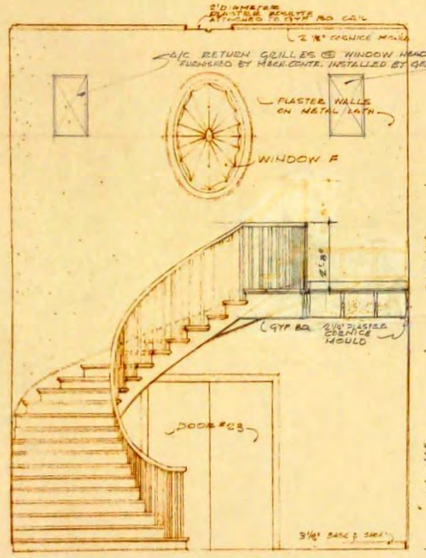

STAIR SECTION B-B

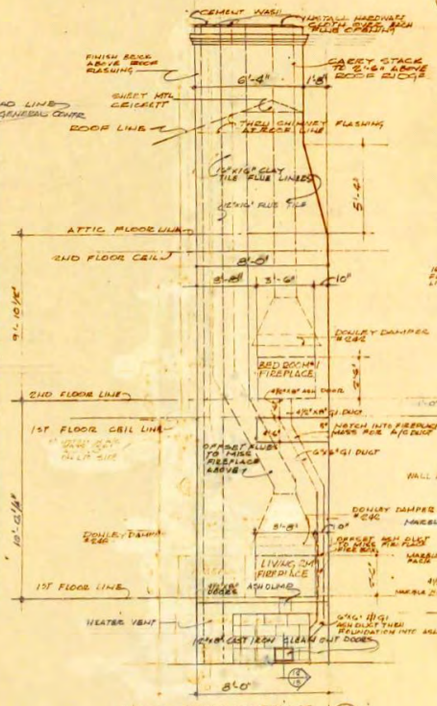

LIVING-STUDY FIREPLACE MASS ELEVATION

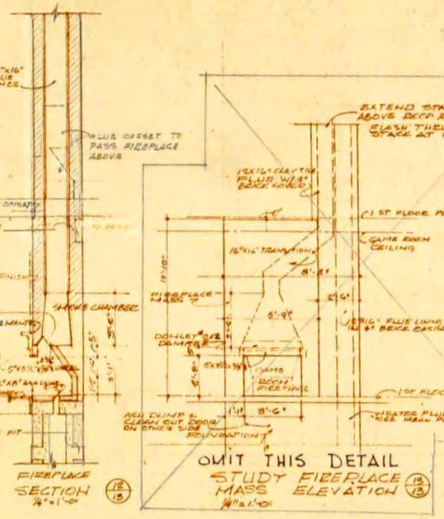

FIREPLACE SECTION

OMIT THIS DETAIL
STUDY FIREPLACE MASS ELEVATION

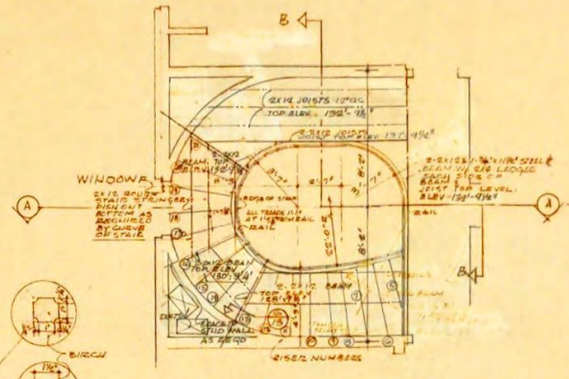

SECOND FLOOR STAIR LANDING SHOWING MAJOR STRUCTURAL SUPPORTS

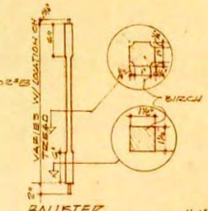

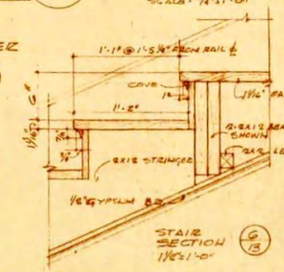

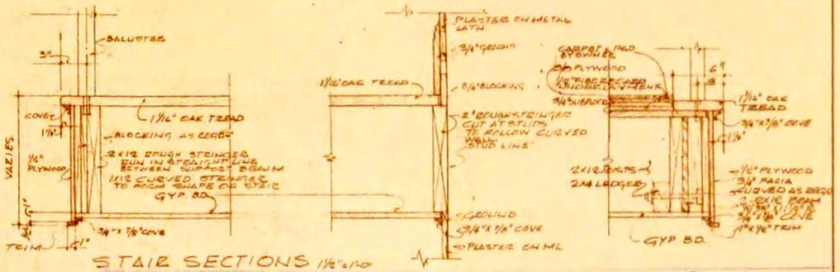

STAIR SECTIONS

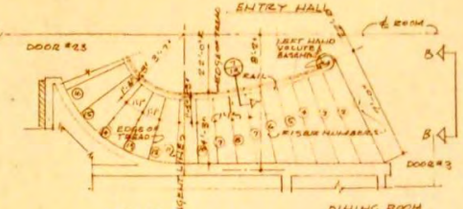

PARTIAL 1ST FLOOR STAIR PLAN

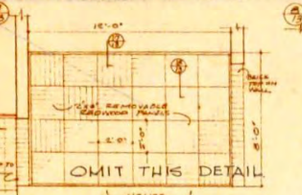

NORTH BALCONY PLAN

NORTH BALCONY UNDER FLOOR PLAN

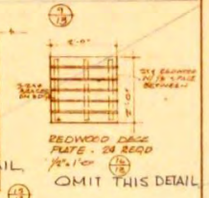

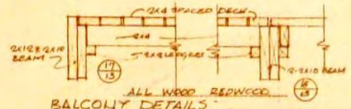

BALCONY DETAILS
OMIT THIS DETAIL

THIS SHEET REVISED 3 JAN 66.

STAIRS AND FIREPLACE DETAIL

PSP

RESIDENCE FOR
MR. & MRS.
FRANKLIN W. DENIUS
3703 MEADOWBANK AUSTIN

JOB NO. 65-06
DATE 12 NOV 65
DRAWN KEM
CHECKED

SHEET NO. 13 OF 19

PAGE-SOUTHERLAND-PAGE • ARCHITECTS-ENGINEERS • AUSTIN-TEXAS

ROOM FINISH SCHEDULE

ENTRY HALL NO. 1

Floor : Carpet by Owner

Base: Ideal Type "B", 3-1/2" x 5/8" and base shoe mould.

Walls: North - Plaster
East - Plaster.
South - Plaster
West - Plaster curved end wall
Stairway.

Ceiling: Textured gypsum board. Ceiling Height 9'-6"

Trim: Doors Ideal Type "A", 3-1/2"x3/4"
Cornice Moulding - No. 47570 as manufactured by Eugene Gray, Austin, Texas plus Ideal Picture Mould No. 8263.

Misc: Stair - Treads and risers, carpet by Owner.
Stringers - Painted wood and gypsum board.
Baluster and rail - Stained Birch
Treads - Stained red oak.

LIVING ROOM

Floor: Carpet by Owner, marble fireplace hearth

Base: Ideal Type "B", 3-1/2" x 5/8" and base shoe mould.

Walls: All gypsum board painted with 1-1/2" x 3/4" and 3/4"x5/6" wood moulding glued to wall. wall paper in moulding frames. (Wall paper furnished by owner)(WALL PAPER INSTALLED BY OWNER)
West Wall - marble fireplace front furnished by Owner's, installed by Contractor WALL MOULDINGS - BEAUTI-MOULD # M-140 & M-35

Ceiling: Painted gypsum board. Height 9'-6"

Trim: Cornice mould - cast plaster
Moulding No. 47570 by Eugene Grey plus Ideal Picture Mould No. WD-271.

DINING ROOM

Floor: Carpet by Owner.

Base: Ideal Type "B", 3 - 1/2" x 5/8" and base shoe mould.

Walls: All gypsum board 1-1/2" x 3/4" wood moulding glued to wall. wallpaper in moulding frames. (Wall paper furnished by owner) (AND INSTALLED) MOULDINGS - BEAUTI-MOULD #M-140

Ceiling : Furred to 8'-10" gypsum board

Trim: Windows and Door - Ideal Type "A" trim 3-1/2" x 3/4".
Cornice Mould - Cast plaster moulding No. 47570 by Eugene Gray, with wood Ideal Picture Mould No. WD-271 below.

Closets: One and Two lined floor - walls and ceiling with pacific cloth glued to gypsum board or plywood backing. Both upper and lower sections (CLOSETS) three and four - painted gypsum board, painted plywood floor.

KITCHEN

Floor: 1/8" sheet vinyl.

Base: 3 - 1/2" x 5/8" Ideal Type "B" base and shoe

Walls: All gypsum board. ~~Ribbon stripe~~ (ROTARY CUT) Philippine Mahogany cabinets on walls. WITH BEAUTI-MOULD MAHOGANY #M-85 APPLIED

Ceiling: Furred to 8'-4", Acoustical tile glued to gypsum board ceiling suspended.

Trim: Windows and Doors - Ideal Type "A" trim 3-1/2" x 3/4"
CORNICE - COVE, IDEAL #8024

Misc: Exposed portions of cabinets to be stained. Interior of cabinets to be painted.
Cabinet Tops - to be formica or marble, color white.

LAUNDRY ROOM (Including ~~stairway and~~ vestibule by Door 16)

Floor: 1/8" x 9" x 9" Vinyl asbestos tile.

Base: 3-1/2" x 5/8", Ideal Type "B" base and shoe mould.

Walls: Painted gypsum board

Ceiling: ~~Ceiling furred to 7'-0" over Laundry Cabinet.~~ Ceilings to be painted gypsum board. Ceiling height 7'-6" in rest of room.

Trim: Doors and ~~casements~~ Ideal Type "A" trim, 3-1/2" x 3/4"
CORNICE: IDEAL #8024.

Misc: Cabinet in this room to be painted both on interior and exterior.

TOILET NO. 1

Floor: 4"x4"x1/8" VINYL ASBESTOS TILE

Base: 3½" WOOD MOULD, IDEAL TYPE "B"

Wainscot: 2'4" FORMICA ON EACH WALL OF LAV CORNER ALUM. TRIM EDGE.

Walls: Gypsum board, painted.

Ceiling: Gypsum board, painted - ~~height 9'-0"~~ - CORNICE - IDEAL #8024.

GARAGE

Floor: Concrete.

Base: Type "E", 3-1/2" x 1/3" bullnose base.

Walls: East and West Wall 3/8" painted exterior plywood.
North and South Wall 1/4" pegboard perforated with 9/32" holes, 1" o.c. both ways.

Trim: Door - Ideal Type "E", 2-1/2 x 5/8" trim.
CORNICE - CEIL. MOULD, COVE - #8024

Ceiling: 3/8" exterior plywood nailed to blocking 24" o.c. both ways.

GARAGE CLOSET

Floor: Concrete.

Base: Type "E", 3-1/2" x 1/2" bullnose base.

Walls: Gypsum board.

Ceiling: Gypsum board. COVE MOULD - IDEAL #8024

Trim: Type "E" Ideal 2-1/2" x 5/8" trim

Misc: Five 1 x 12" wood shelves at 12" o.c. high on NORTH, SOUTH & east wall.

BREAKFAST ROOM

Floor: Spanish Tile

Base: 3-1/2" x 1/2", Ideal Type "B" BASE.

Walls: GYPSUM BOARD - EAST WALL: BRICK

Trim: Door - 3-1/2" x 3/4", Ideal Type "A" trim.

Ceiling: 3/4" x 12" x 12" fissured acoustical tile glued to gypsum board. height 9'-0"

Misc: Cornice Mould - 3/4" x 2-3/4" crown mould. No. 8019

GAME ROOM

Floor: Spanish Tile.

Base: 3-1/2" x 1/2", Ideal Type "B" base ~~Mahoganyron~~ north, south and west walls.

Walls: East - brick wall - ~~Fireplace on wall~~
NORTH, South and West Wall - GYPSUM BOARD

North Wall - FIREPLACE & WOOD SHELVES ARE ALTERNATE BID #3

Ceiling: 3/4" x 12" x 12", fissured acoustical tile glued to gypsum board, height 9'-0"

Trim: Door [illegible] 3-1/2" x 3/4", Ideal
Type "A" trim Cornice - [illegible] Crown Mould
No. 8019, 3/4" x 2-3/4"

POWDER ROOM

Floor: Carpet by owner

Base and Cap: 3-1/2" x 3/4", Ideal Type "B" base and shoe

Wainscot: 3'-0" high vinyl fabric glued to gypsum board

Walls: All wallpaper on gypsum board. WALLPAPER FURNISHED & INSTALLED BY OWNER.

Trim: Door Type A, 3-1/2" x 3/4" Ideal Trim.

Ceiling: Gypsum Board ceiling furred to 8'-0" this room.

Toilet Area: Same as Powder Room, but take vinyl fabric wainscot on all walls ceiling.

Misc: Cabinet Counter and Splash - marble & Painted plywood
CORNICE MOULD - IDEAL #8024.

HALL NO. 2

Floor: Carpet by Owner

Base: 3-1/2" x 1/2", Ideal Type "B" base and shoe

Walls: All gypsum board painted trim.

Ceiling: Furr ceiling to 8'-0". Painted gypsum board ceiling.

Trim: Door 3-1/2" x 3/4" Ideal Type "A" trim.
CORNICE: IDEAL COVE #8024

HALL NO. 2 CLOSET

Floor: CARPET BY OWNER

Base: 3-1/2" x 1/2", Ideal Type "B" base and shoe

Walls: Gypsum board, painted.

Trim: Door 3-1/2" x 3/4", Ideal Type "A"

Ceiling: Furr ceiling in north half of closet to 8'-0". Ceilings to be painted gypsum board; south half to be at 9'-6"

STUDY

Floor: Carpet by Owner.

Base: 3-1/2" x 1/2", Ideal Type "B" base and shoe, BIRCH

Walls: 3/8" BIRCH plywood paneling with 3/4" x 5/16", Mahogany mouldings applied.

Trim: Door and Window - 3-1/2" x 3/4" BIRCH mouldings applied. Cornice - 3/4" x 2-3/4" BIRCH No. 8019 Crown Mould
MOULDINGS ON WALL - BEAUTI-MOULD #M-180

Ceiling: 3/4" x 12" x 12" fissured acoustic tile glued to gypsum board. Ceiling height - 10'-11"

Misc: ~~Fireplace mantle furnished by Owner and to be installed by contractor. Facia on fireplace furnished and installed by contractor.~~
SHELVES - BIRCH PLYWOOD W/ BIRCH EDGE STRIPS.

~~POOL DRESSING ROOM NO. 1~~

~~Floor: Concrete~~

~~Base: 3-1/2" x 1/2" Ideal Type "E" base and shoe on north and east wall.~~

~~Walls: North and East Wall - gypsum board South and West Wall - brick~~

~~Trim: Door and Window 2-1/8" x 5/8" Ideal trim Type "H"~~

~~Ceiling: Gypsum Board, painted. Ceiling height 8'-1"~~

~~Misc: Red Oak seat, 1-12" x 18" on north wall.~~

~~POOL TOILET~~

~~Floor: Concrete~~

~~Base and Cap: North, west, south Ideal type E. Base~~

~~Trim: Door and Window - 2-1/8" x 5/8" Ideal trim Type "H"~~

~~Walls: Gypsum board, painted.~~

~~Ceiling: Gypsum board, painted. Height 8'-1"~~

ENTRY HALL NO. 2

Floor: Carpet by Owner.

Base: 3-1/2" x 5/8" Ideal Type "B" base

Walls: Plaster. ~~Walls in alcove to Bedroom No. 2 to be gypsum board~~ - EAST WALL - GYP. BD. FINISHED AS PLASTER

Trim: Doors and Windows - 3-1/2" x 3/4" Ideal Type "A" trim.

Cornice - No. 47570 by Eugene Gray and Ideal Picture Mould No. 8263

Ceiling: Gypsum Board with 24" diameter plaster escutcheon by Eugene Gray in center. CEIL. HGT. 9'-0"

HALL NO. 3

Floor : Carpet by Owner.

Base: 3-1/2" x 5/8", Type "B" Ideal Base

Walls: Gypsum board.

Trim: Doors - 3-1/2" x 3/4" Ideal Type "A" trim.
~~Chair Rail - at 2'-8" off floor, wood No. 0370-1/2~~ cap and No. 8060 cove.

Ceiling: Gypsum board with disappearing stairway to attic built in. Stairs equal to Bessler Model 70, Number 6 ceiling height 9'0"

HALL NO. 4

Same as Hall No. 3, but no ~~chair rail on walls or~~ disappearing stair in ceiling.

BEDROOM NO. 1

Floor: Carpet by Owner. Marble fireplace hearth

Base: 3-1/2" x 5/8", Type "B" Ideal Base

Walls: Gypsum Board--Wood fireplace mantle with marble facia on west wall. MANTLE FURNISHED BY OWNER

Trim: Doors and Windows - 3-1/2" x 3/4", Ideal Type "A" trim Cornice - 3/4" x 2-3/4" crown IDEAL # 8019.

Ceiling: Gypsum board - Height 9'-0"

BEDROOM NO. 1, CLOSETS

Same as Bedroom-No crown moulding

BEDROOM NO. 2

Floor: Carpet by Owner.

Base: 3-1/2" x 5/8" Ideal Type "B" trim.

Walls: Gypsum board, painted. ADJUSTABLE SHELVES ~~Built-in book cases~~ on south wall.

Trim: Doors and Windows: 3-1/2" x 3/4" Ideal "A" trim.
CORNICE: CROWN - IDEAL # 8016

Ceiling: Gypsum board. Height 9'-0"

BEDROOM NO. 3

Floor: Carpet by Owner.

Base: 3-1/2" x 5/8" Ideal Type "B" base

Walls: Gypsum board, painted.

Trim: Doors and Windows - 3-1/2" x 3/4" Ideal Type "A" trim. Cornice - ~~3/4"~~ Moulding No. 8016.

Ceiling: Gypsum board. Height 9'-0"

BEDROOM NO. 4.

Floor: Carpet by Owner

Base: 3-1/2" x 5/8" Ideal Type "B" base

Walls: Gypsum board, painted.

Trim: Ideal Type "A" trim.

Ceiling: Gypsum board. Height 9'-0"
CORNICE: CROWN MOULD #8016

DRESSING ROOM NO. 1

Floor: Carpet by Owner.

Base: 3-1/2" Ideal Type "B" base

Walls: Gypsum board, painted.

Trim: Ideal Type "A" Trim
CORNICE: CROWN MOULD #8016

Ceiling: Painted gypsum board--Ceiling over lavatory furred to 7'-0"

Closets: Same finish as room.

Cabinets: Painted with (4¼"x4¼" CERAMIC TILE) ~~1/4" Marble~~ tops & Splash
MARBLE COUNTER & SPLASH TO BE ALTERNATE #1

DRESSING ROOM NO. 2 (Same as Dressing Room No. 1)

DRESSING ROOM NO. 3

Floor: 4¼"x 4¼" ceramic tile.

Base: 4¼" high - 4¼" x 4¼" ceramic tile.

Walls: Gypsum board, painted.

Ceiling: Gypsum board, painted. 8'-0" high
FURR CEILING OVER LAV. TO 7'-0"

Cabinet: Painted with 4¼" x 4¼" tile top

DRESSING ROOM NO. 4

Floor: Carpet by Owner.

Base: 3-1/2" Ideal Type "B" base.

Walls: North & East wall Gypsum board, painted) and South & west wall vinyl fabric (12" wide) --~~Wood cut out for mirror on south wall.~~

Trim: 3-1/2" Ideal Type "A" trim.
CORNICE: CROWN #8016

Ceiling: Gypsum board, painted.

Closets: Same finish as room.

BATH NO. 1

Floor: 4¼"x4¼" CERAMIC TILE FLOOR & SHOWER.
12" x 12" x1/2" marble tile, tile to be in shower TO BE ALTERNATE BID #4

Base: 4¼"x4¼" CERAMIC TILE, joints to match that of floor tile.

Wainscot: 2'-0", 4¼"x4¼" CERAMIC TILE WALLS;
6'-8" high 4¼"x4¼" CERAMIC TILE WALLS IN SHOWER.
12"x12"x1/2" MARBLE TILE AS ALTERNATE BID #4

Walls: Vinyl fabric over gypsum board

Trim: Ideal Type "A" trim.

Ceiling: Gypsum Board, painted ~~- Height 9'-0"~~
Cabinet: Painted
CORNICE: CROWN # 8016

BATH NO. 2.

Floor & Base: 4¼" x 4¼" ceramic tile.

Wainscot: North, East & West Wall - 3'-0" high 4¼" x 4¼" ceramic tile--Tile to extend to ceiling around tub.

Walls: Gypsum board, painted.

Ceiling: Gypsum board, painted. 4¼" x 4¼" ceramic tile ceiling over tub. Furr Ceiling over tub to 7'-0"
Furr room ceiling to 8'-0"
CORNICE MOULD - #8016

BATH NO. 3

Floor: 4¼" x 4¼" ceramic tile & Base:

Wainscot: 3'-0" high, 4¼"x 4¼" ceramic tile. Joints to line up with floor.

Walls: Painted gypsum board

Trim: Ideal Type "A" trim

Ceiling: Painted gypsum board--height 8'-0"
CORNICE MOULD: CROWN #8016

Cabinets: Painted

BATH NO. 3, CLOSET

Floor and Base: 4¼" x 4¼" ceramic tile. 4" base.

Walls & Ceiling: Painted gypsum board, Ceiling Height 7'-0"
CORNICE MOULD: CROWN #8016

BATH NO. 4 (Similar to Bath No. 2)

WALK-IN CLOSET

Floor: Carpet by Owner

Walls and Ceiling: Painted gypsum board.

Base: Ideal Type "B" base
Ceiling height 9'-0"
CORNICE MOULD: CROWN #8016

OTHER CLOSETS

Finish as in Room in which located

ATTIC

Floor: 3/4" plywood.

~~Base: Ideal Type "B" base, 1-1/2"~~

~~Walls & Ceiling: Gypsum board, Taped & floated, No Paint Height approximately 7'-6"~~

BASEMENT

Unfinished concrete.

THIS SHEET REVISED - 3 JAN 1966 KEM

PSP

RESIDENCE FOR
MR. & MRS.
FRANKLIN W. DENIUS
3703 MEADOWBANK AUSTIN

JOB NO. 65 - 08
DATE
DRAWN
CHECKED

SHEET NO. 14 OF 18

PAGE - SOUTHERLAND - PAGE · ARCHITECTS - ENGINEERS · AUSTIN · TEXAS

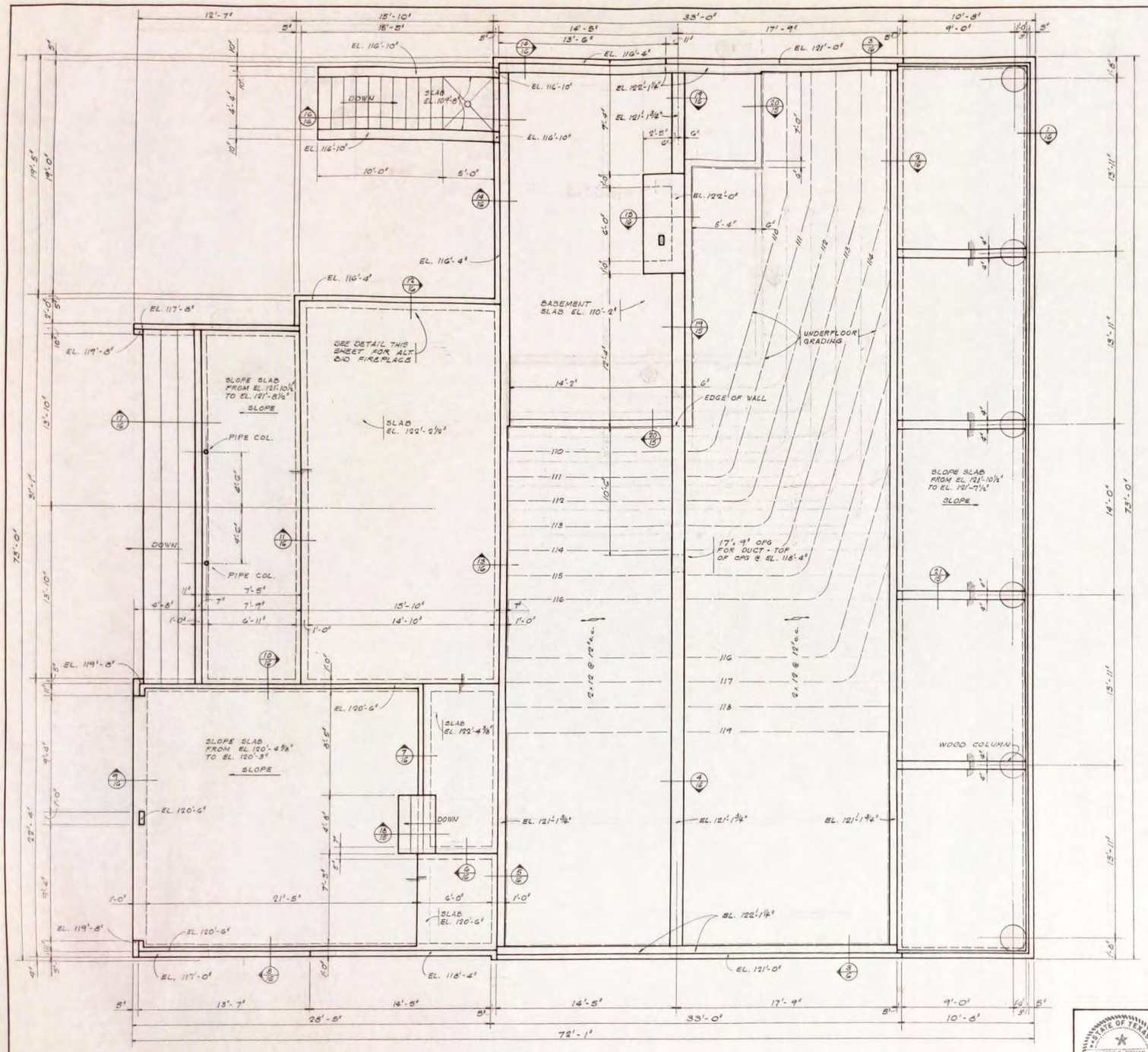

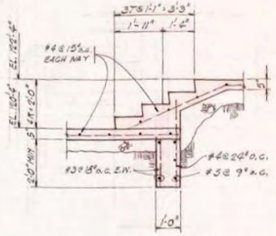

18

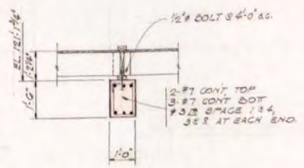

19

SCALE OF SECTIONS
3/8" = 1'-0"

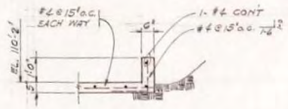

20

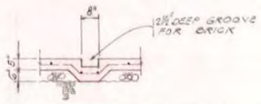

21

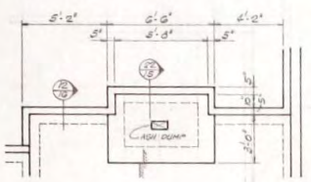

ALT BID FIREPLACE
1/8" = 1'-0"

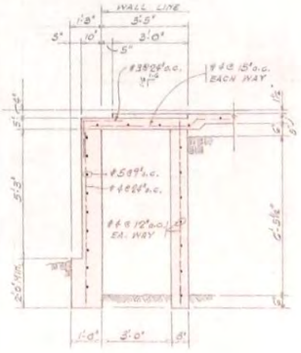

22

NORTH

REV. 7 FEB 66
REV. 1 FEB 66

FOUNDATION PLAN

ROBERT E. TIEMAN 16712 REGISTERED PROFESSIONAL ENGINEER STATE OF TEXAS

PSP

RESIDENCE FOR
MR. & MRS.
FRANKLIN W. DENIUS
3703 MEADOWBANK AUSTIN

JOB NO.	65-08
DATE	6 Jan 66
DRAWN	KMC
CHECKED	REF
	187
	187

REGISTERED ARCHITECT STATE OF TEXAS

SHEET NO. 15 OF 18

PAGE-SOUTHERLAND-PAGE • ARCHITECTS-ENGINEERS • AUSTIN-TEXAS

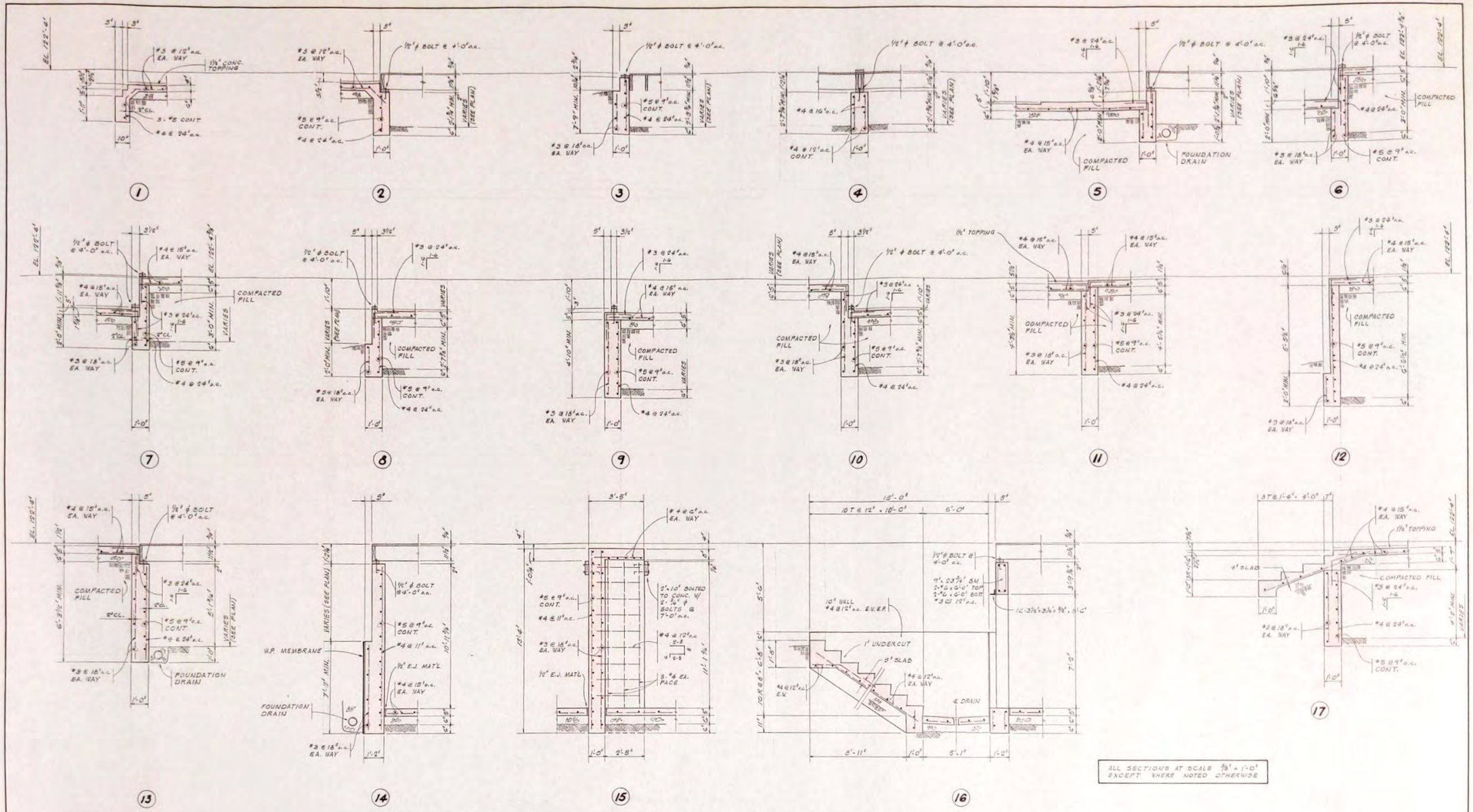

GENERAL NOTES

1. ALL FOUNDATION WALLS, GRADE BEAMS, AND FOOTINGS SHALL BEAR ON ROCK.
2. ALL CONCRETE SHALL BE PROPORTIONED FOR 5SKS. CEMENT PER CU. YD., AND 7 GALS. WATER PER 5K. CEMENT. MAX. SLUMP = 5".
3. ALL SOIL SUPPORTED SLABS SHALL BE PLACED OVER A MEMBRANE OF 6 MIL POLYETHELENE.
4. ALL REINF. BARS MARKED CONTINUOUS SHALL BE LAPPED 24 BAR DIAM. @ SPLICES.
5. PROVIDE CORNER BARS AT ALL WALL AND GRADE BEAM INTERSECTIONS OF SAME SIZE AND QUANITY AS HORIZONTAL REINF.
6. ALL REINF. SHALL BE DEFORMED ASTM A-15 BARS.

REV 7/13/66
REV 1 FEB 66

BUILDING SECTIONS

STATE OF TEXAS — ROBERT E. TIEMAN — 16712 — REGISTERED PROFESSIONAL ENGINEER

PSP

RESIDENCE FOR
MR. & MRS.
FRANKLIN W. DENIUS
3703 MEADOWBANK AUSTIN

JOB NO.	65-08
DATE	6 JAN 66
DRAWN	RMC
CHECKED	RET
	187
	187

REGISTERED ARCHITECT — STATE OF TEXAS

SHEET NO. 16 OF 18

PAGE-SOUTHERLAND-PAGE • ARCHITECTS-ENGINEERS • AUSTIN-TEXAS

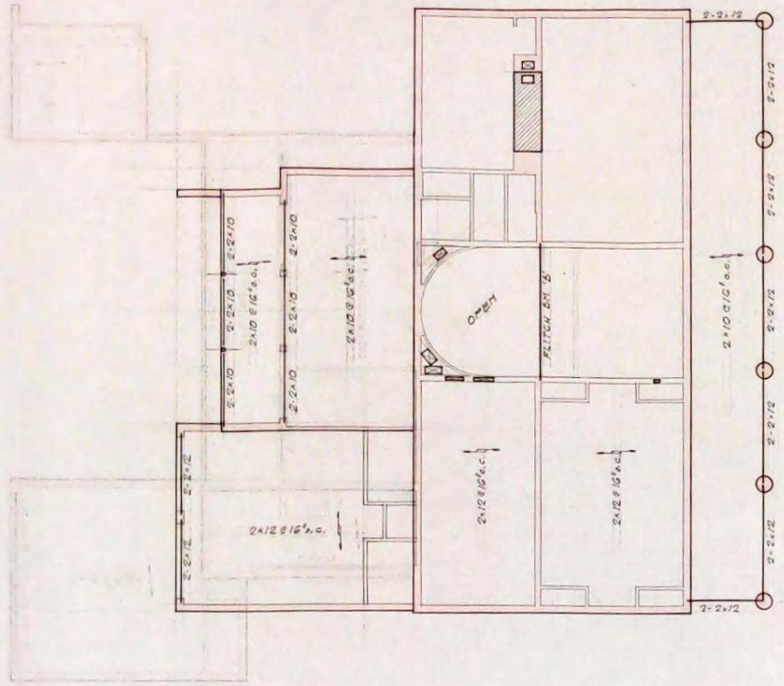

SECOND FLOOR FRAMING PLAN

1/8" = 1'-0"

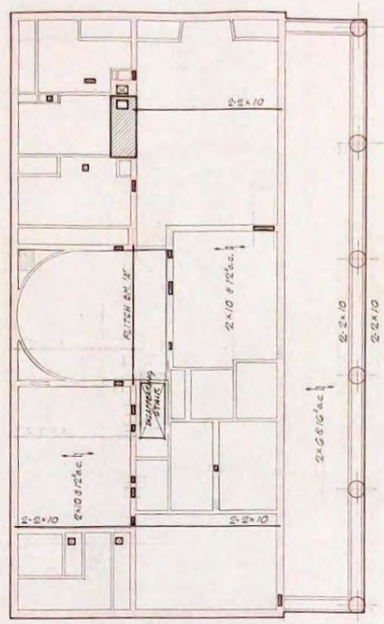

ATTIC FRAMING PLAN

1/8" = 1'-0"

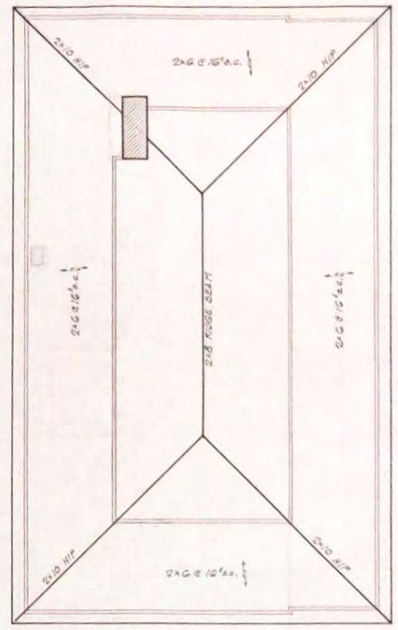

ROOF FRAMING PLAN

1/8" = 1'-0"

NORTH

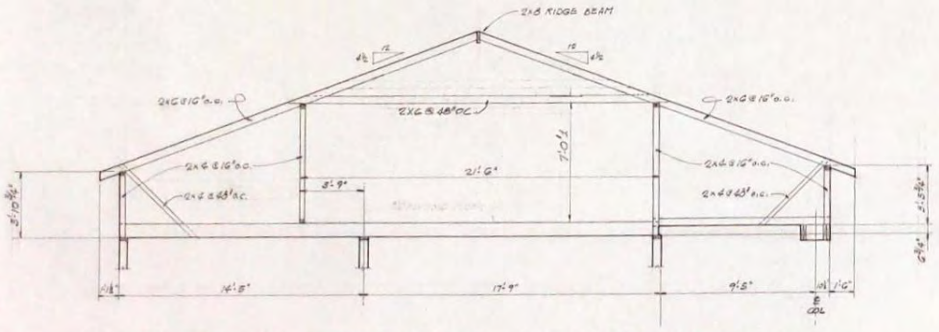

CROSS SECTION OF HIGH ROOF FRAMING

1/8" = 1'-0"

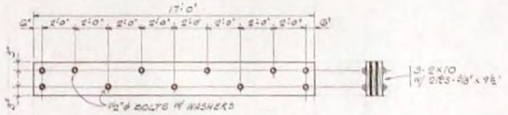

FLITCH BEAM 'A'

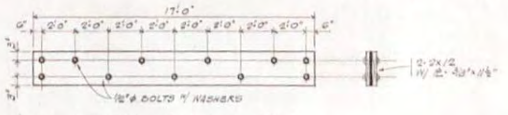

FLITCH BEAM 'B'

FRAMING NOTES

1. PARTITIONS SHOWN ON PLANS ABOVE REPRESENT PARTITIONS BELOW LEVEL OF FRAMING.
2. SHADED PARTITIONS REPRESENT BEARING PARTITIONS.
3. OPENINGS FOR MECHANICAL SERVICES THAT REQUIRE THE WOOD FRAMING TO BE PASS ARE SHOWN ON THE PLANS. CONSULT THE MECHANICAL DRAWINGS FOR EXACT SIZE AND LOCATIONS.
4. REFER TO SHEET 8 FOR DETAILS OF WOOD FRAMING.

REVISED 27 JAN 66

THIS SHEET REVISED 7 JAN 66

SHEET 17 NOT USED

FLOOR & ROOF FRAMING PLAN

STATE OF TEXAS — ROBERT E. TIEMAN — 16712 — REGISTERED PROFESSIONAL ENGINEER

PSP

RESIDENCE FOR
MR. & MRS.
FRANKLIN W. DENIUS
3703 MEADOWBANK AUSTIN

JOB NO.	65 - 08
DATE	NOV 1965
DRAWN	RBT
CHECKED	RBT
	167
	187
	660

REGISTERED ARCHITECT — STATE OF TEXAS

SHEET NO. 18 OF 18

PAGE-SOUTHERLAND-PAGE • ARCHITECTS-ENGINEERS • AUSTIN-TEXAS