



Austin Police Department

Public Safety Commission

- | | | |
|---|--|--|
| 1.) Citywide Crimes Against Persons | 10.) Urgent (P1) + Emergency (P0) Average Response Time by Month FY 2018 | 19.) Cadet Classes: 2022 Scenario B - 4 Classes |
| 2.) Citywide Crimes Against Property | 11.) Urgent (P1) + Emergency (P0) Average Response Time by Month FY 2019 | 20.) Sworn Authorization FY 2018 through FY 2021 |
| 3.) Citywide Crimes Against Society | 12.) Urgent (P1) + Emergency (P0) Average Response Time by Month FY 2020 | 21.) Sworn Separation FY 2018 through FY 2021 |
| 4.) Citywide Clearances for Crimes Against Persons | 13.) Urgent (P1) + Emergency (P0) Average Response Time by Month FY 2021 | 22.) Questions? |
| 5.) Citywide Clearances for Crimes Against Property | 14.) Budgeted Overtime vs Actual Overtime FY 2021 | |
| 6.) Citywide Clearances for Crimes Against Society | 15.) Annual Overtime FY 2018 through FY 2021 | |
| 7.) Citywide Response Times and Call Volumes FY 2021 | 16.) Sworn Staffing | |
| 8.) Response Times and Incident Volume by Council District Q4 FY 2021 | 17.) Cadet Class: 2021 | |
| 9.) Urgent (P1) + Emergency (P0) Call Volume by Month FY 2018 through FY 2021 | 18.) Cadet Classes: 2022 Scenario A - 3 Classes | |



Citywide Crimes Against Persons

Crimes Against Persons	Q	Sep 2021	Sep 2020	Percent Change	2021 - YTD	2020 - YTD	Percent Change
Murder (09A)		11	3	267%	64	34	88%
Negligent Manslaughter (09B)		0	0	-	0	1	-100%
Justifiable Homicide (NOT A CRIME) (09C)		0	0	-	0	7	-100%
Kidnapping (100)		18	14	29%	151	142	6%
Rape (11A)		21	32	-34%	184	236	-22%
Forcible Sodomy (11B)		5	4	25%	36	41	-12%
Sexual Assault with an Object (11C)		13	14	-7%	137	110	25%
Fondling (11D)		31	24	29%	271	238	14%
Aggravated Assault (13A)		267	290	-8%	2,527	2,350	8%
Simple Assault (13B)		835	843	-1%	7,856	8,004	-2%
Intimidation (13C)		386	467	-17%	3,866	4,632	-17%
Incest (36A)		0	1	-100%	0	5	-100%
Statutory Rape (36B)		0	1	-100%	7	30	-77%
Commercial Sex Acts (64A)		0	0	-	1	1	0%
Involuntary Servitude (64B)		0	0	-	3	5	-40%
Totals		1,587	1,693	-6%	15,103	15,836	-5%




Citywide Crimes Against Property

Crimes Against Property	Q	Sep 2021	Sep 2020	Percent Change	2021 - YTD	2020 - YTD	Percent Change
Robbery (120)		101	90	12%	776	810	-4%
Arson (200)		27	15	80%	145	105	38%
Extortion (210)		4	9	-56%	26	43	-40%
Burglary (220)		301	418	-28%	3,199	3,438	-7%
Pocket Picking (23A)		30	28	7%	263	267	-1%
Purse Snatching (23B)		1	0	-	5	4	25%
Shoplifting (23C)		109	260	-58%	1,505	1,991	-24%
Theft from Building (23D)		6	29	-79%	87	291	-70%
Theft from Coin-Operated Machine (23E)		3	13	-77%	26	60	-57%
Burglary of Vehicle (23F)		551	1,038	-47%	6,738	8,730	-23%
Theft of Motor Vehicle Parts (23G)		165	131	26%	2,033	959	112%
All Other Larceny (23H)		588	981	-40%	7,109	8,201	-13%
Auto Theft (240)		403	343	17%	3,170	2,851	11%
Counterfeiting (250)		48	93	-48%	615	805	-24%
Fraud: Swindle (26A)		87	210	-59%	1,205	1,806	-33%
Fraud: Credit Card (26B)		133	241	-45%	1,881	1,938	-3%
Fraud: Impersonation (26C)		68	298	-77%	2,241	1,535	46%
Embezzlement (270)		0	2	-100%	5	13	-62%
Stolen Property (280)		3	3	0%	11	16	-31%
Vandalism (290)		435	639	-32%	5,040	5,608	-10%
Bribery (510)		0	0	-	0	2	-100%
Totals		3,063	4,841	-37%	36,080	39,473	-9%



Citywide Crimes Against Society

Crimes Against Society 	Sep 2021	Sep 2020	Percent Change	2021 - YTD	2020 - YTD	Percent Change
Drug Violations (35A)	199	182	9%	1,830	2,325	-21%
Drug Equipment Violations (35B)	69	63	10%	615	1,061	-42%
Pornography (370)	15	23	-35%	166	185	-10%
Gambling: Betting (39A)	1	0	-	6	6	0%
Gambling: Operating / Promoting (39B)	0	0	-	0	2	-100%
Prostitution (40A)	1	1	0%	24	64	-63%
Assisting or Promoting Prostitution (40B)	1	5	-80%	21	8	163%
Purchasing Prostitution (40C)	0	0	-	4	3	33%
Weapon Law Violations (520)	77	53	45%	625	480	30%
Animal Cruelty (720)	16	17	-6%	177	158	12%
Totals	379	344	10%	3,468	4,292	-19%



Citywide Clearances for Crimes Against Persons

Offense	Cleared by Arrest	Death of Offender	Juvenile/No Custody	Prosecution Declined (by the Prosecutor)	Victim Refused to Cooperate (in the prosecution)	Total
09A - Murder and Nonnegligent Manslaughter	48	1				49
100 - Kidnapping/Abduction	75					75
11A - Rape	47					47
11B - Sodomy	8					8
11C - Sexual Assault with an Object	21					21
11D - Fondling	36					36
13A - Aggravated Assault	1,064	2		2	5	1,073
13B - Simple Assault	2,301	4		8	9	2,322
13C - Intimidation	318			1	2	321
36A - Incest	1					1
36B - Statutory Rape	3			1		4
64A - Human Trafficking, Commercial Sex Acts	1					1
64B - Human Trafficking, Involuntary Servitude	1					1
Total	3,924	7	0	12	16	3,959



Citywide Clearances for Crimes Against Property

Offense	Cleared by Arrest	Death of Offender	Juvenile/No Custody	Prosecution Declined (by the Prosecutor)	Victim Refused to Cooperate (in the prosecution)	Total
120 - Robbery	290					290
200 - Arson	65		1			66
220 - Burglary/Breaking and Entering	280	9		2	7	298
23A - Pocket-picking	20					20
23C - Shoplifting	240			1	1	242
23E - Theft From Coin-Operated Machine or Device	8					8
23F - Theft From Motor Vehicle	134				3	137
23G - Theft From Motor Vehicle Parts/Accessories	17					17
23H - All Other Larceny	292				2	294
240 - Motor Vehicle Theft	378	1			1	380
250 - Counterfeiting/Forgery	43					43
26A - False Pretense/Swindle/Confidence Game	69					69
26B - Credit Card/Automatic Teller Machine Fraud	46	1				47
26C - Impersonation	25					25
280 - Stolen Property Offenses	4					4
290 - Destruction/Damage/Vandalism of Property	367		1	1	5	374
Total	2,278	11	2	4	19	2,314



Citywide Clearances for Crimes Against Society

Offense	Cleared by Arrest	Death of Offender	Juvenile/No Custody	Prosecution Declined (by the Prosecutor)	Victim Refused to Cooperate (in the prosecution)	Total
35A - Drug/Narcotic Violations	1,362	1		9	1	1,373
35B - Drug Equipment Violations	288			4	1	293
370 - Pornography/Obscene Material	20				1	21
39A - Betting/Wagering	6					6
40A - Prostitution	2					2
40B - Assisting or Promoting Prostitution	2					2
520 - Weapons Law Violations	507			29		536
720 - Animal Cruelty	21					21
Total	2,208	1	0	42	3	2,254



Citywide Response Times and Call Volumes FY 2021*

Urgent (P1) + Emergency (P0)	Citywide Target	2020 Oct	2020 Nov	2020 Dec	2021 Jan	2021 Feb	2021 Mar
Average Response Times	00:08:24	00:09:04	00:09:03	00:09:26	00:08:43	00:11:05	00:09:31
Call Volumes	N/A	8,278	7,853	7,783	7,369	7,237	8,453

Urgent (P1) + Emergency (P0)	Citywide Target	2021 Apr	2021 May	2021 Jun	2021 Jul	2021 Aug	2021 Sep
Average Response Times	00:08:24	00:10:04	00:10:09	00:09:47	00:09:40	00:09:55	00:10:26
Call Volumes	N/A	8,482	9,341	9,006	9,345	9,055	8,545



Response Times and Incident Volume by Council District Q4 FY 2021*

Council District 1		
Priority	Incident Volume	Average Response Time
0	1,366	00:09:11
1	2,053	00:12:01
2	4,219	00:39:07
3	2,807	02:01:07
Total	10,445	N/A

Council District 2		
Priority	Incident Volume	Average Response Time
0	960	00:08:17
1	1,890	00:09:43
2	3,972	00:23:52
3	4,052	01:17:43
Total	10,874	N/A

Council District 3		
Priority	Incident Volume	Average Response Time
0	1,512	00:07:14
1	2,557	00:09:35
2	6,025	00:25:58
3	4,299	01:19:43
Total	14,393	N/A

Council District 4		
Priority	Incident Volume	Average Response Time
0	1,561	00:08:45
1	2,647	00:11:07
2	5,849	00:42:47
3	3,108	02:30:22
Total	13,165	N/A

Council District 5		
Priority	Incident Volume	Average Response Time
0	711	00:07:44
1	1,367	00:10:15
2	3,584	00:20:29
3	1,779	00:53:27
Total	7,441	N/A

Council District 6		
Priority	Incident Volume	Average Response Time
0	555	00:09:38
1	841	00:14:07
2	2,090	00:29:44
3	1,160	01:21:13
Total	4,646	N/A

Council District 7		
Priority	Incident Volume	Average Response Time
0	1,212	00:09:37
1	1,618	00:12:30
2	4,658	00:33:53
3	2,989	01:46:03
Total	10,477	N/A

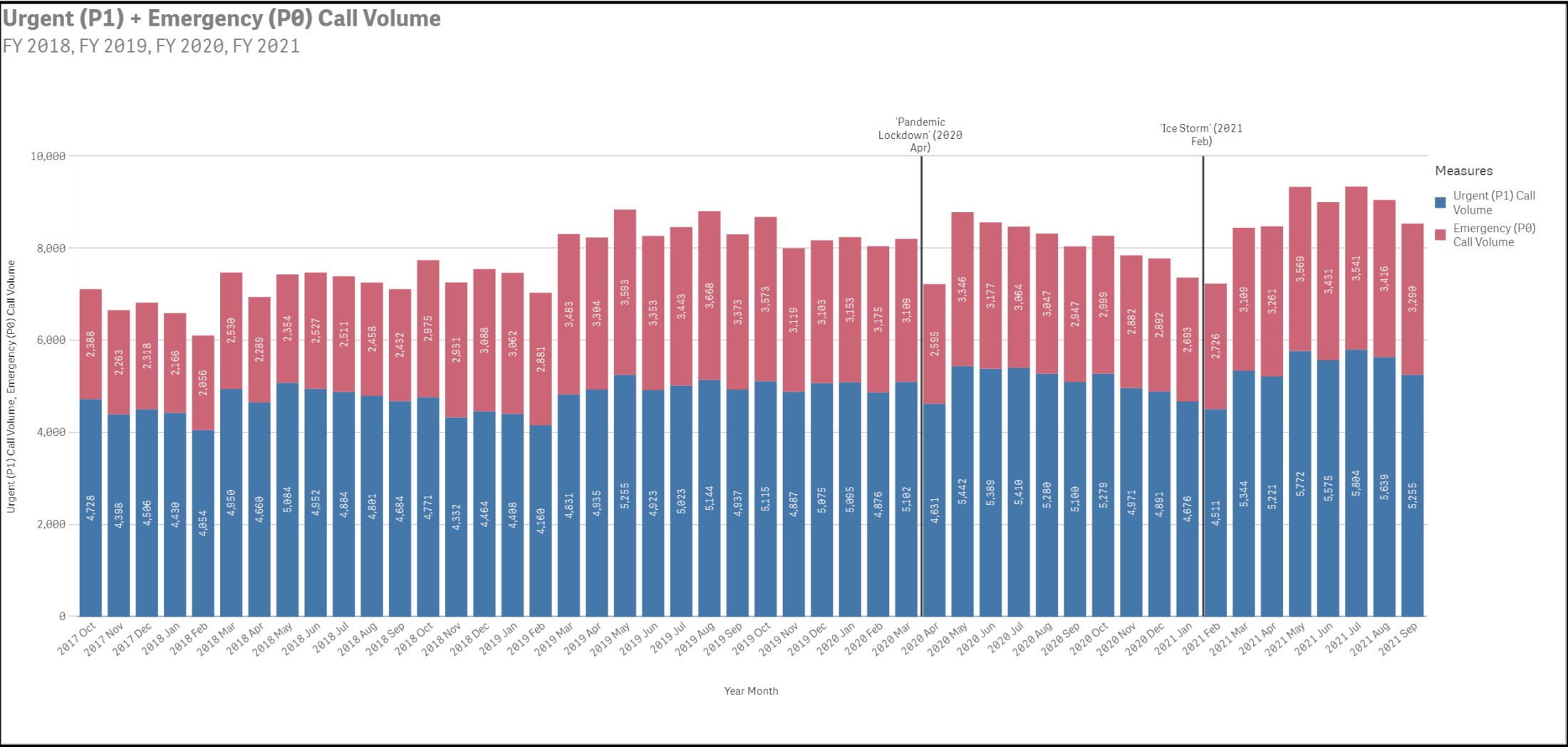
Council District 8		
Priority	Incident Volume	Average Response Time
0	461	00:08:49
1	557	00:11:53
2	1,520	00:20:28
3	834	00:53:33
Total	3,372	N/A

Council District 9		
Priority	Incident Volume	Average Response Time
0	1,180	00:07:30
1	2,304	00:09:17
2	6,677	00:20:50
3	6,699	01:01:25
Total	16,860	N/A

Council District 10		
Priority	Incident Volume	Average Response Time
0	607	00:10:04
1	653	00:13:34
2	1,992	00:26:05
3	1,285	01:03:32
Total	4,537	N/A



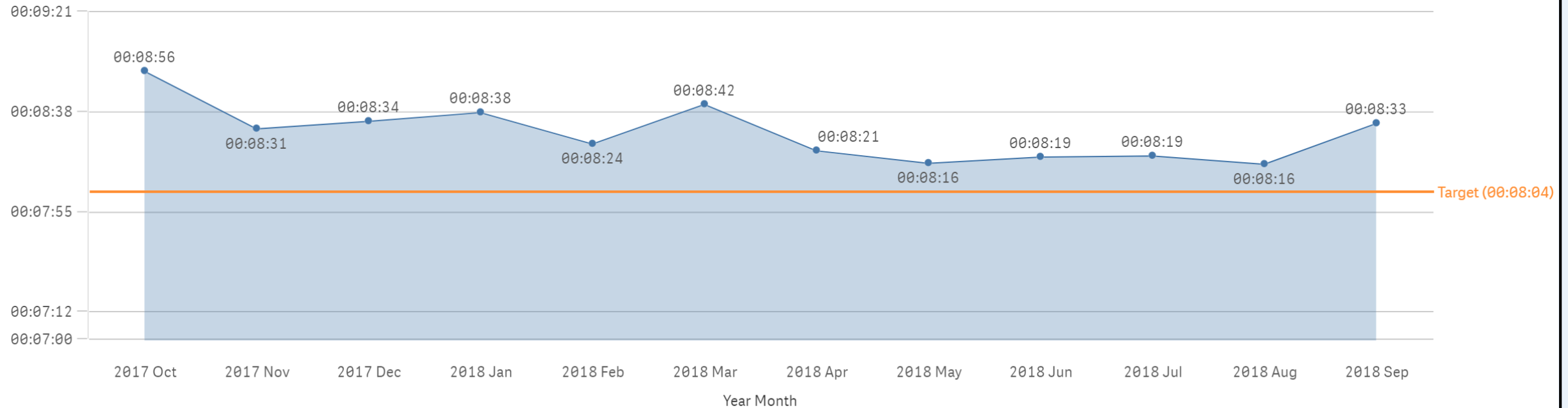
Urgent (P1) + Emergency (P0) Call Volume by Month FY 2018 through FY 2021*





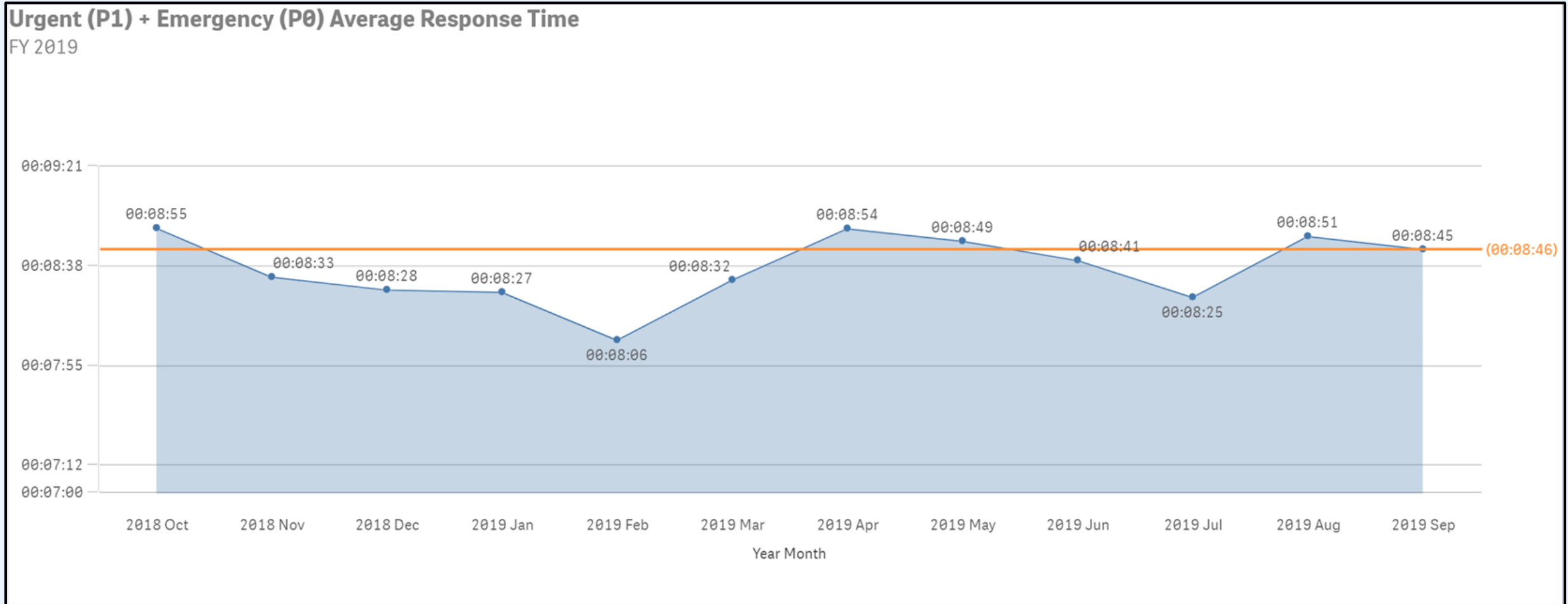
Urgent (P1) + Emergency (P0) Average Response Time by Month FY 2018*

Urgent (P1) + Emergency (P0) Average Response Time
FY 2018





Urgent (P1) + Emergency (P0) Average Response Time by Month FY 2019*



Source: CAD 10/01/2018 – 09/30/2019

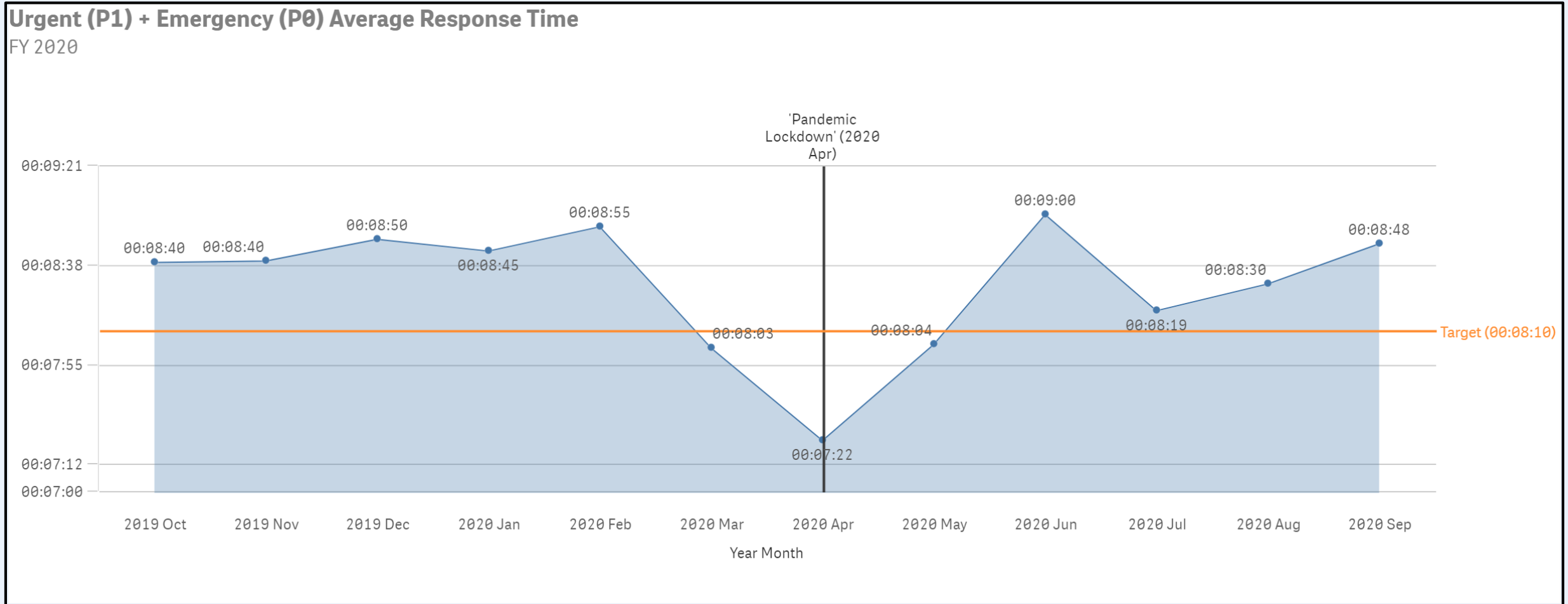
*Recalculation post data migration

APD Public Safety Commission Presentation Slide #11

November 1, 2021



Urgent (P1) + Emergency (P0) Average Response Time by Month FY 2020*



Source: CAD 10/01/2019 – 09/30/2020

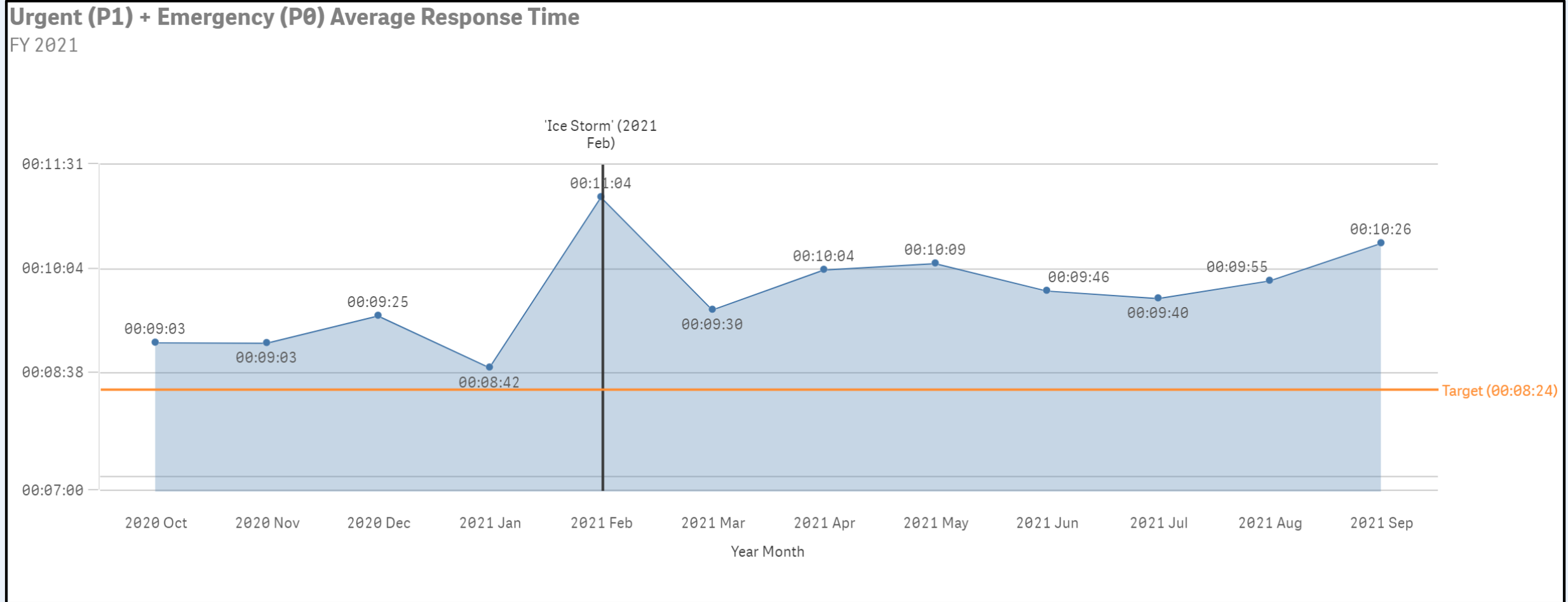
*Recalculation post data migration

APD Public Safety Commission Presentation Slide #12

November 1, 2021



Urgent (P1) + Emergency (P0) Average Response Time by Month FY 2021*



Source: CAD 10/01/2020 – 09/30/2021

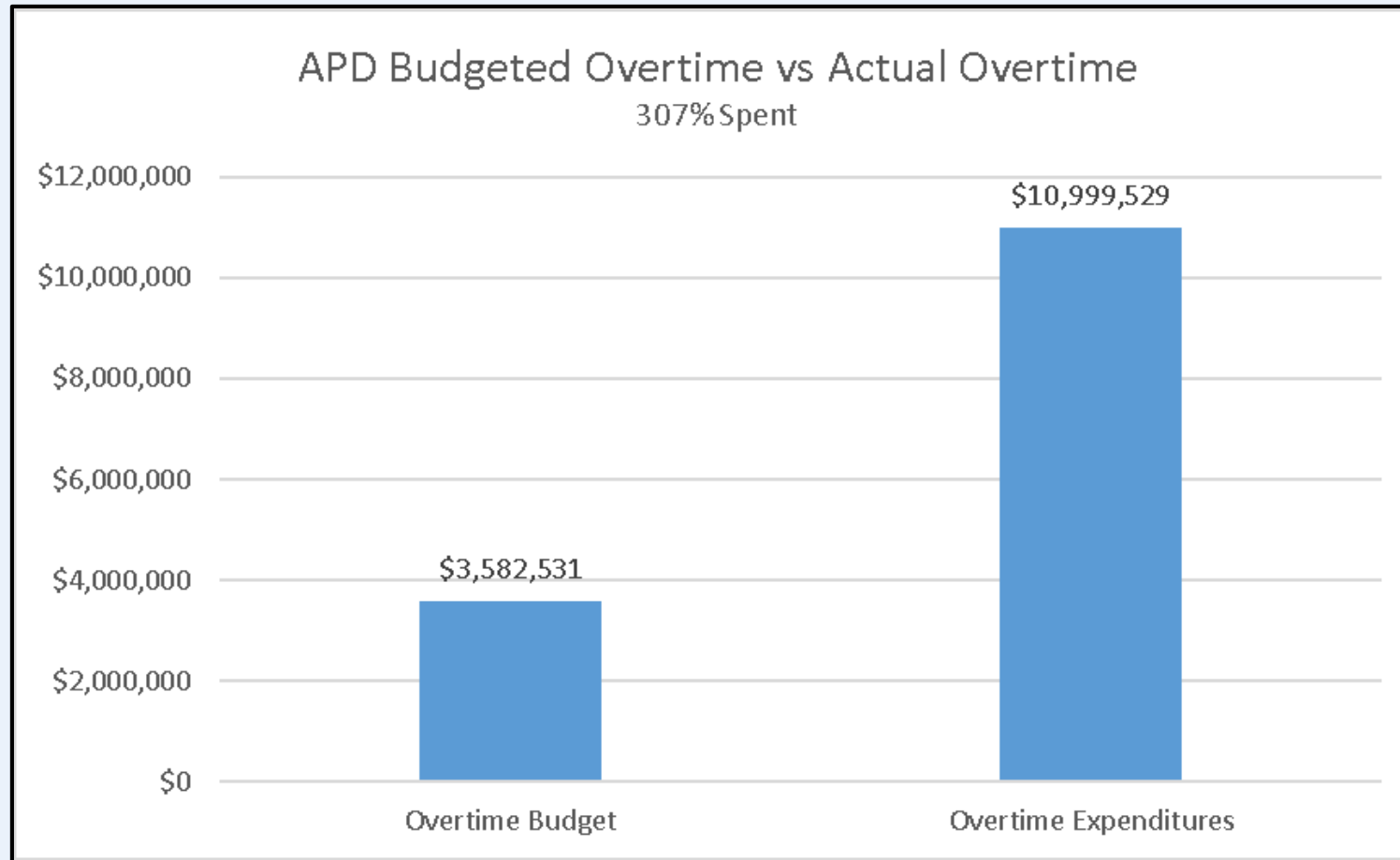
*Recalculation post data migration

APD Public Safety Commission Presentation Slide #13

November 1, 2021



Budgeted Overtime vs Actual Overtime FY 2021*





Annual Overtime FY 2018 through FY 2021

Fiscal Year	Overtime Budget	Overtime Expenditures*
FY 2018	\$ 9,216,392	\$ 11,800,000
FY 2019	\$ 9,495,393	\$ 14,613,000
FY 2020	\$ 8,982,905	\$ 21,951,500
FY 2021	\$ 3,582,531	\$ 10,999,529



Sworn Staffing

Sworn Staffing Levels as of October 1, 2021:

- Authorized: 1,809
- Filled: 1,618
- Vacancies: 191



Cadet Class: 2021

144th Cadet Class:

- Started June 7, 2021 - 100 Cadets
- As of October 27, 2021 - 75 Cadets remain



Cadet Classes: 2022 Scenario A - 3 Classes*

145th Cadet Class (Regular)

- Tentative starting February 2022 / March 2022

146th Cadet Class (Regular)

- Tentative June 2022 / July 2022

147th Cadet Class (Possible modified) – Licensed police officers

- Tentative for September 2022



Cadet Classes: 2022 Scenario B - 4 Classes*

145th Cadet Class (Regular)

- Tentative starting February 2022

146th Cadet Class (Regular)

- Tentative June 2022

147th Cadet Class (Regular)

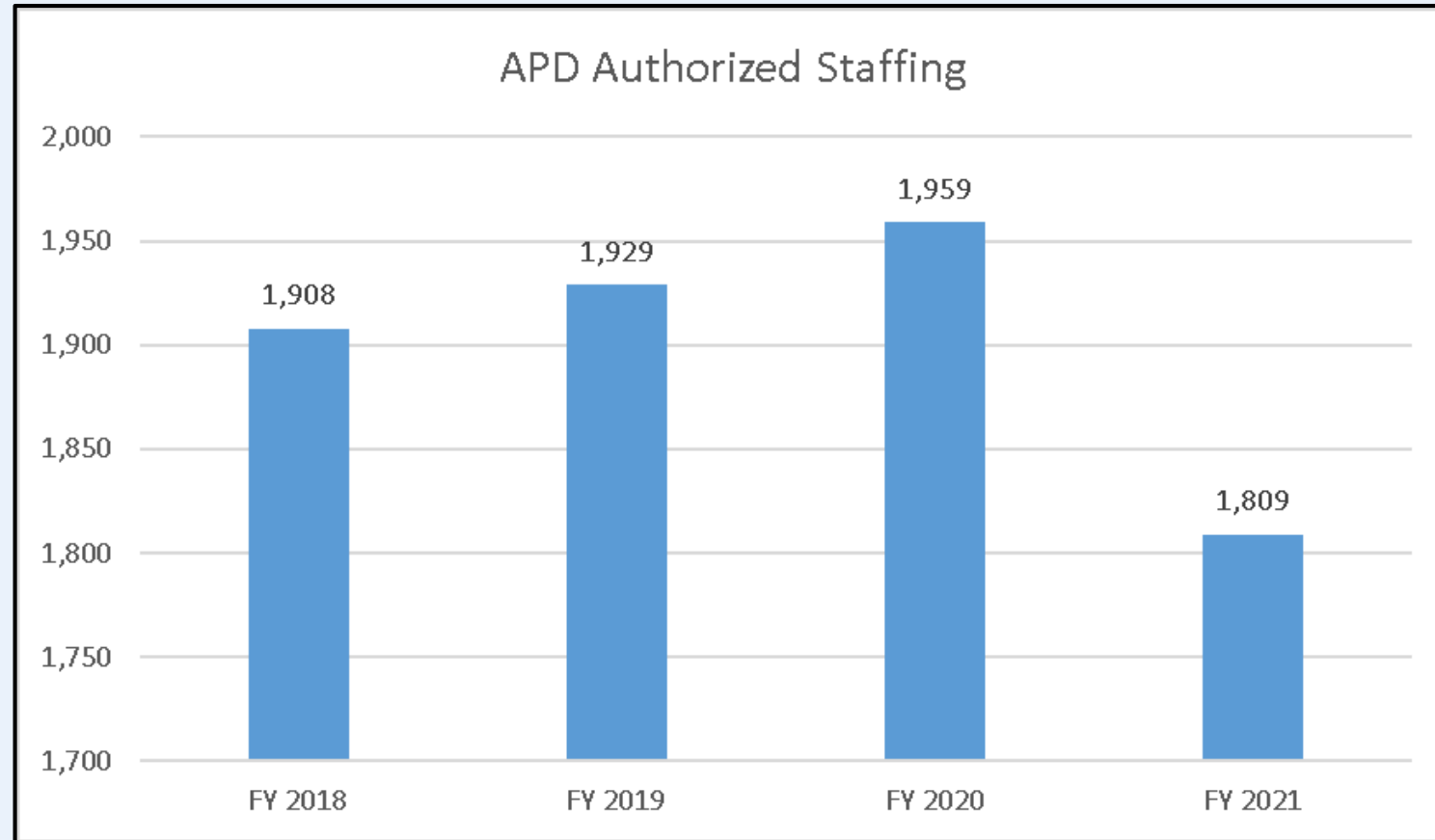
- Tentative for August 2022

148th Cadet Class (Possible modified) – Licensed police officers

- Tentative for September/ October 2022

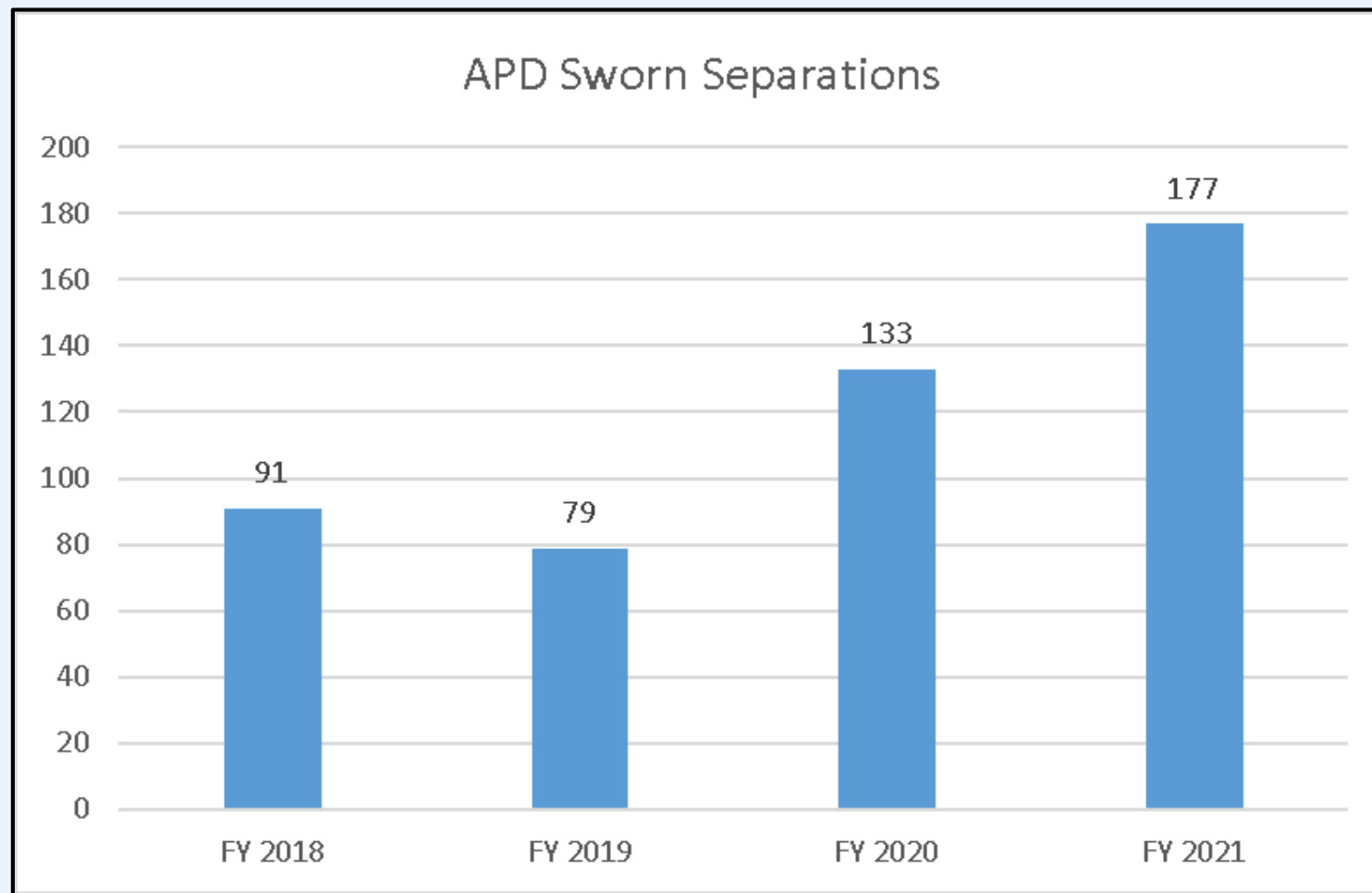


Sworn Authorization FY 2018 through FY 2021





Sworn Separation FY 2018 through FY 2021





Austin Police Department Public Safety Commission

Questions?