



Austin Police Department

Public Safety Commission

- | | |
|---|--|
| 1.) Citywide Crimes Against Persons | 9.) Urgent (P1) + Emergency (P0) Call Volume by Month – Q1 FY 2022 |
| 2.) Citywide Crimes Against Property | 10.) Budgeted Overtime vs Actual Overtime - 9/12/21 to 1/1/22 |
| 3.) Citywide Crimes Against Society | 11.) Annual Overtime FY 2019 through FY 2022 (9/12/21 - 1/1/22) |
| 4.) Citywide Clearances for Crimes Against Persons – Q1 FY 2022 | 12.) Sworn Staffing |
| 5.) Citywide Clearances for Crimes Against Property – Q1 FY 2022 | 13.) Cadet Class: 2021 |
| 6.) Citywide Clearances for Crimes Against Society – Q1 FY 2022 | 14.) Cadet Classes: 2022 |
| 7.) Citywide Response Times and Call Volumes – Q1 FY 2022 | 15.) Sworn Authorization FY 2019 through FY 2022 |
| 8.) Response Times and Call Volume by Council District – Q1 FY 2022 | 16.) Sworn Separation FY 2019 through FY 2022 (Q1) |
| | 17.) Questions? |



Citywide Crimes Against Persons

Crimes Against Persons	Dec-21	Dec-20	% Chg	2021	2020	% Chg
Murder (09A)	1	2	-50%	83	47	77%
Negligent Manslaughter (09B)	0	0	-	0	1	-100%
Justifiable Homicide (NOT A CRIME) (09C)	1	0	-	5	6	-17%
Kidnapping (100)	23	22	5%	213	195	9%
Rape (11A)	28	29	-3%	279	311	-10%
Forcible Sodomy (11B)	5	1	400%	57	52	10%
Sexual Assault with an Object (11C)	4	12	-67%	172	144	19%
Fondling (11D)	27	20	35%	377	300	26%
Aggravated Assault (13A)	290	284	2%	3,382	3,193	6%
Simple Assault (13B)	845	779	8%	10,396	10,457	-1%
Intimidation (13C)	450	513	-12%	5,363	6,062	-12%
Incest (36A)	0	0	-	0	5	-100%
Statutory Rape (36B)	0	2	-100%	8	37	-78%
Commercial Sex Acts (64A)	0	0	-	1	1	0%
Involuntary Servitude (64B)	0	0	-	12	6	100%
Totals	1,674	1,664	1%	20,348	20,817	-2%



Citywide Crimes Against Property

Crimes Against Property	Dec-21	Dec-20	% Chg	2021	2020	% Chg
Robbery (120)	68	97	-30%	1,008	1,109	-9%
Arson (200)	12	8	50%	189	134	41%
Extortion (210)	3	2	50%	34	54	-37%
Burglary (220)	467	475	-2%	4,580	4,763	-4%
Pocket Picking (23A)	31	25	24%	524	347	51%
Purse Snatching (23B)	0	1	-100%	8	7	14%
Shoplifting (23C)	126	252	-50%	1,963	2,695	-27%
Theft from Building (23D)	26	22	18%	190	341	-44%
Theft from Coin-Operated Machine (23E)	4	7	-43%	39	78	-50%
Burglary of Vehicle (23F)	866	852	2%	9,621	11,540	-17%
Theft of Motor Vehicle Parts (23G)	185	306	-40%	2,743	1,716	60%
All Other Larceny (23H)	778	1,035	-25%	9,722	11,299	-14%
Auto Theft (240)	424	341	24%	4,434	3,934	13%
Counterfeiting (250)	55	104	-47%	862	1,074	-20%
Fraud: Swindle (26A)	80	135	-41%	1,589	2,301	-31%
Fraud: Credit Card (26B)	195	258	-24%	2,664	2,641	1%
Fraud: Impersonation (26C)	82	239	-66%	2,664	2,256	18%
Embezzlement (270)	1	0	-	10	13	-23%
Stolen Property (280)	1	0	-	17	17	0%
Vandalism (290)	511	614	-17%	6,570	7,552	-13%
Bribery (510)	0	0	-	1	2	-50%
Totals	3,915	4,773	-18%	49,432	53,873	-8%



Citywide Crimes Against Society

Crimes Against Society	Dec-21	Dec-20	% Chg	2021	2020	% Chg
Drug Violations (35A)	241	225	7%	2,514	2,971	-15%
Drug Equipment Violations (35B)	62	70	-11%	818	1,285	-36%
Pornography (370)	14	27	-48%	244	242	1%
Gambling: Betting (39A)	0	0	-	9	7	29%
Gambling: Operating / Promoting (39B)	0	0	-	0	2	-100%
Gambling: Equipment Violations (39C)	0	0	-	0	1	-100%
Prostitution (40A)	3	4	-25%	31	75	-59%
Assisting or Promoting Prostitution (40B)	0	0	-	22	9	144%
Purchasing Prostitution (40C)	1	0	-	6	3	100%
Weapon Law Violations (520)	93	79	18%	893	687	30%
Animal Cruelty (720)	24	14	71%	236	211	12%
Totals	438	419	5%	4,773	5,493	-13%



Citywide Clearances for Crimes Against Persons – Q1 FY 2022

Offense	Cleared By Arrests	Death of Offender	Juvenile/No Custody	Prosecution Declined (by the Prosecutor)	Victim Refused to Cooperate (in the prosecution)	Total
09A - Murder and Nonnegligent Manslaughter	11	2				13
100 - Kidnapping/Abduction	23					23
11A - Rape	5					5
11B - Sodomy	1					1
11C - Sexual Assault with an Object	2					2
11D - Fondling	6					6
13A - Aggravated Assault	322	3			1	326
13B - Simple Assault	676				3	679
13C - Intimidation	108					108
36A - Incest						0
36B - Statutory Rape						0
64A - Human Trafficking, Commercial Sex Acts						0
64B - Human Trafficking, Involuntary Servitude	3					3
Total	1,157	5	0	0	4	1,166



Citywide Clearances for Crimes Against Property - Q1 FY 2022

Offense	Cleared By Arrests	Death of Offender	Juvenile/No Custody	Prosecution Declined (by the Prosecutor)	Victim Refused to Cooperate (in the prosecution)	Total
120 - Robbery	63				1	64
200 - Arson	22					22
220 - Burglary/Breaking and Entering	87				1	88
23A - Pocket-picking	5					5
23C - Shoplifting	47					47
23E - Theft From Coin-Operated Machine or Device	1					1
23F - Theft From Motor Vehicle	44				1	45
23G - Theft From Motor Vehicle Parts/Accessories	3					3
23H - All Other Larceny	90				1	91
240 - Motor Vehicle Theft	129					129
250 - Counterfeiting/Forgery	9					9
26A - False Pretense/Swindle/Confidence Game	27					27
26B - Credit Card/Automatic Teller Machine Fraud	6					6
26C - Impersonation	5					5
280 - Stolen Property Offenses	2					2
290 - Destruction/Damage/Vandalism of Property	100					100
510 - Bribery	1					1
Total	641	0	0	0	0	645



Citywide Clearances for Crimes Against Society - Q1 FY 2022

Offense	Cleared By Arrests	Death of Offender	Juvenile/No Custody	Prosecution Declined (by the Prosecutor)	Victim Refused to Cooperate (in the prosecution)	Total
35A - Drug/Narcotic Violations	483				1	484
35B - Drug Equipment Violations	78					78
370 - Pornography/Obscene Material	1					1
39A - Betting/Wagering	3					3
40B - Assisting or Promoting Prostitution	1					1
40C - Purchasing Prostitution	1					1
520 - Weapons Law Violations	216				14	230
720 - Animal Cruelty	4					4
Total	787	0	0	0	15	802



Citywide Response Times and Call Volumes – Q1 FY 2022

Urgent (P1) + Emergency (P0)	Citywide Target	2021 Oct	2021 Nov	2021 Dec
Average Response Times	00:08:24	00:10:22	00:10:29	00:10:26
Call Volumes	N/A	8,132	7,565	8,047



Response Times and Call Volume by Council District – Q1 FY 2022

Council District 1		
Priority	Call Volume	Average Response Time
0	1,174	00:09:26
1	1,798	00:12:06
2	3,735	00:38:16
3	1,421	01:44:20
Total	8,128	N/A

Council District 2		
Priority	Call Volume	Average Response Time
0	950	00:09:09
1	1,780	00:10:07
2	3,537	00:25:28
3	1,411	01:21:38
Total	7,678	N/A

Council District 3		
Priority	Call Volume	Average Response Time
0	1,440	00:07:46
1	1,986	00:09:41
2	4,961	00:27:20
3	1,716	01:19:47
Total	10,103	N/A

Council District 4		
Priority	Call Volume	Average Response Time
0	1,391	00:08:37
1	2,185	00:12:07
2	5,029	00:37:43
3	1,471	01:49:59
Total	10,076	N/A

Council District 5		
Priority	Call Volume	Average Response Time
0	577	00:08:11
1	1,225	00:10:54
2	2,939	00:22:57
3	915	01:05:31
Total	5,656	N/A

Council District 6		
Priority	Call Volume	Average Response Time
0	576	00:10:59
1	751	00:15:45
2	1,937	00:31:31
3	645	01:16:52
Total	3,909	N/A

Council District 7		
Priority	Call Volume	Average Response Time
0	996	00:09:33
1	1,392	00:12:57
2	4,035	00:32:13
3	1,305	01:28:16
Total	7,728	N/A

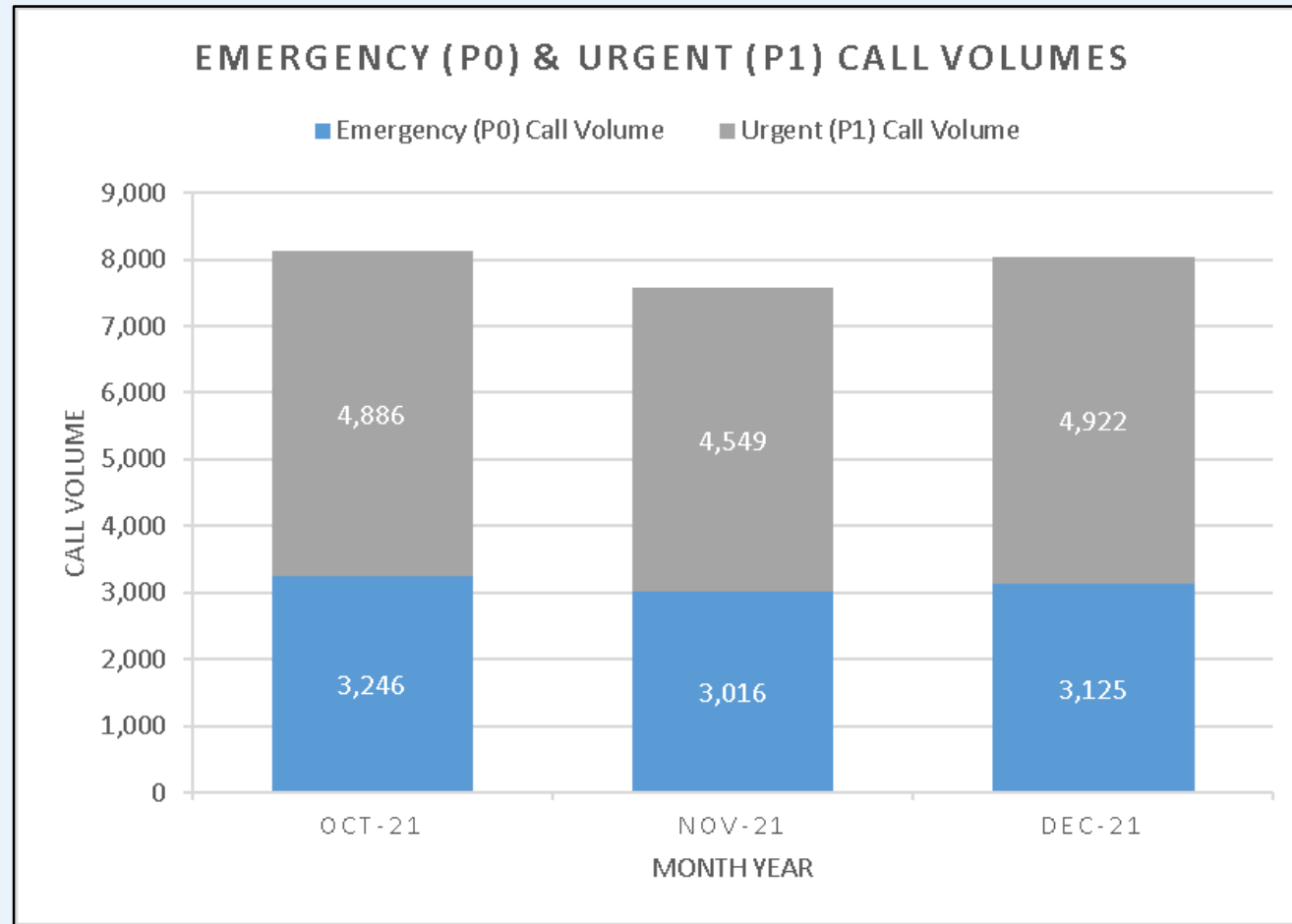
Council District 8		
Priority	Call Volume	Average Response Time
0	429	00:09:24
1	484	00:12:44
2	1,369	00:21:32
3	451	00:52:26
Total	2,733	N/A

Council District 9		
Priority	Call Volume	Average Response Time
0	1,063	00:07:23
1	1,862	00:10:04
2	5,092	00:21:58
3	1,796	01:02:55
Total	9,813	N/A

Council District 10		
Priority	Call Volume	Average Response Time
0	595	00:10:05
1	607	00:14:09
2	1,794	00:26:26
3	604	01:13:13
Total	3,600	N/A

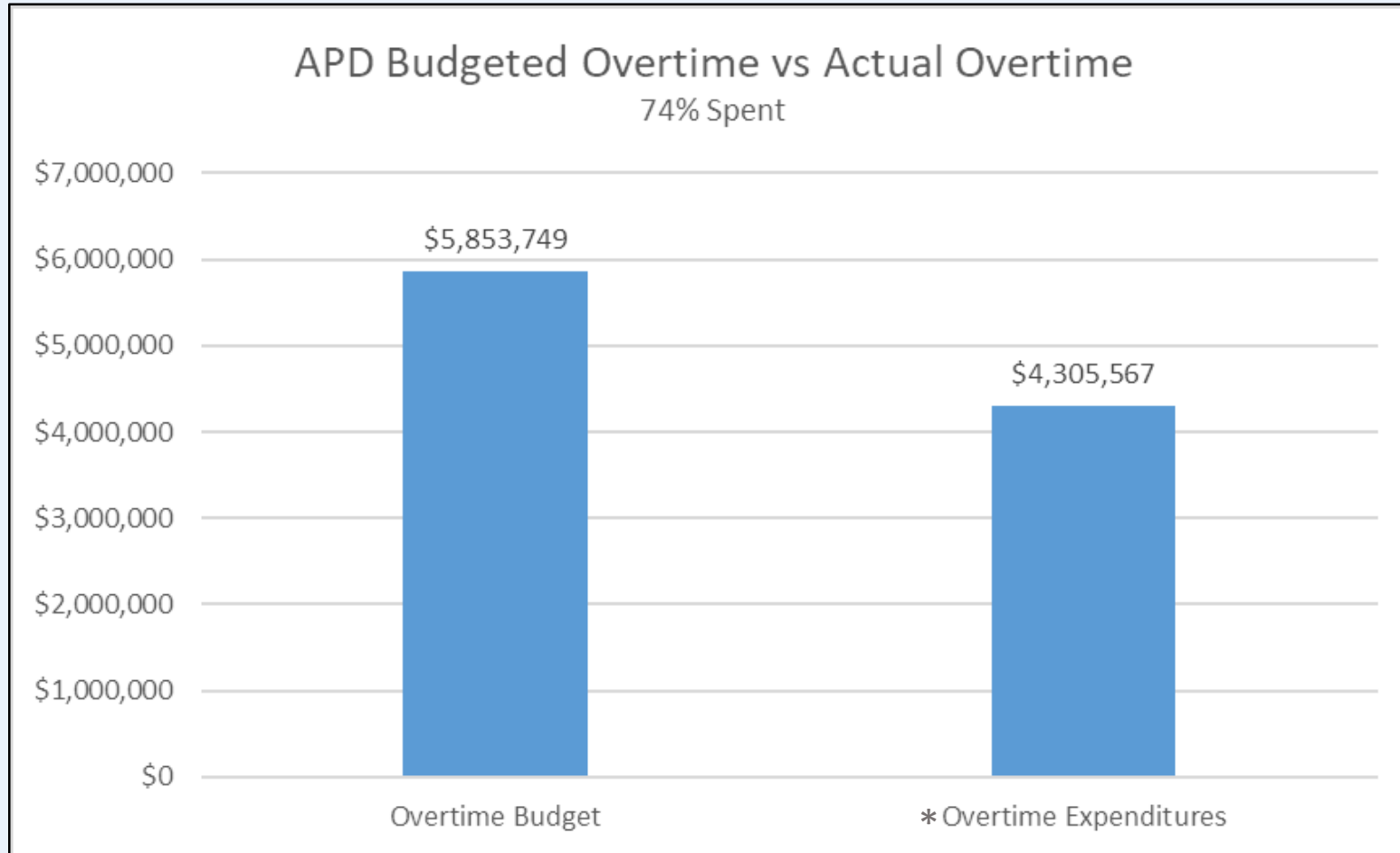


Emergency (P0) + Urgent (P1) Call Volume by Month – Q1 FY 2022





Budgeted Overtime vs Actual Overtime - 9/12/21 to 1/1/22





Annual Overtime FY 2019 through FY 2022 (9/12/21 - 1/1/22)

Fiscal Year	Overtime Budget	Overtime Expenditures*
FY 2019	\$ 9,495,393	\$ 14,613,000
FY 2020	\$ 8,982,905	\$ 21,951,500
FY 2021	\$ 3,582,531	\$ 10,999,529
FY 2022 **	\$ 5,853,749	\$ 4,305,567



Sworn Staffing

Sworn Staffing Levels as of January 31, 2022:

- Authorized: 1,809
- Filled: 1,616
- Vacancies: 193 (includes 144th Officers)



Cadet Class: 2021

144th Cadet Class:

- Started June 7, 2021
 - 100 Cadets
- Graduated January 28, 2022
 - 66 Police Officers



Cadet Classes: 2022

145th Cadet Class (Regular)

- Scheduled to start March 28, 2022 – Number of cadets not finalized yet

146th Cadet Class (Transitional Officer Program - TOP)

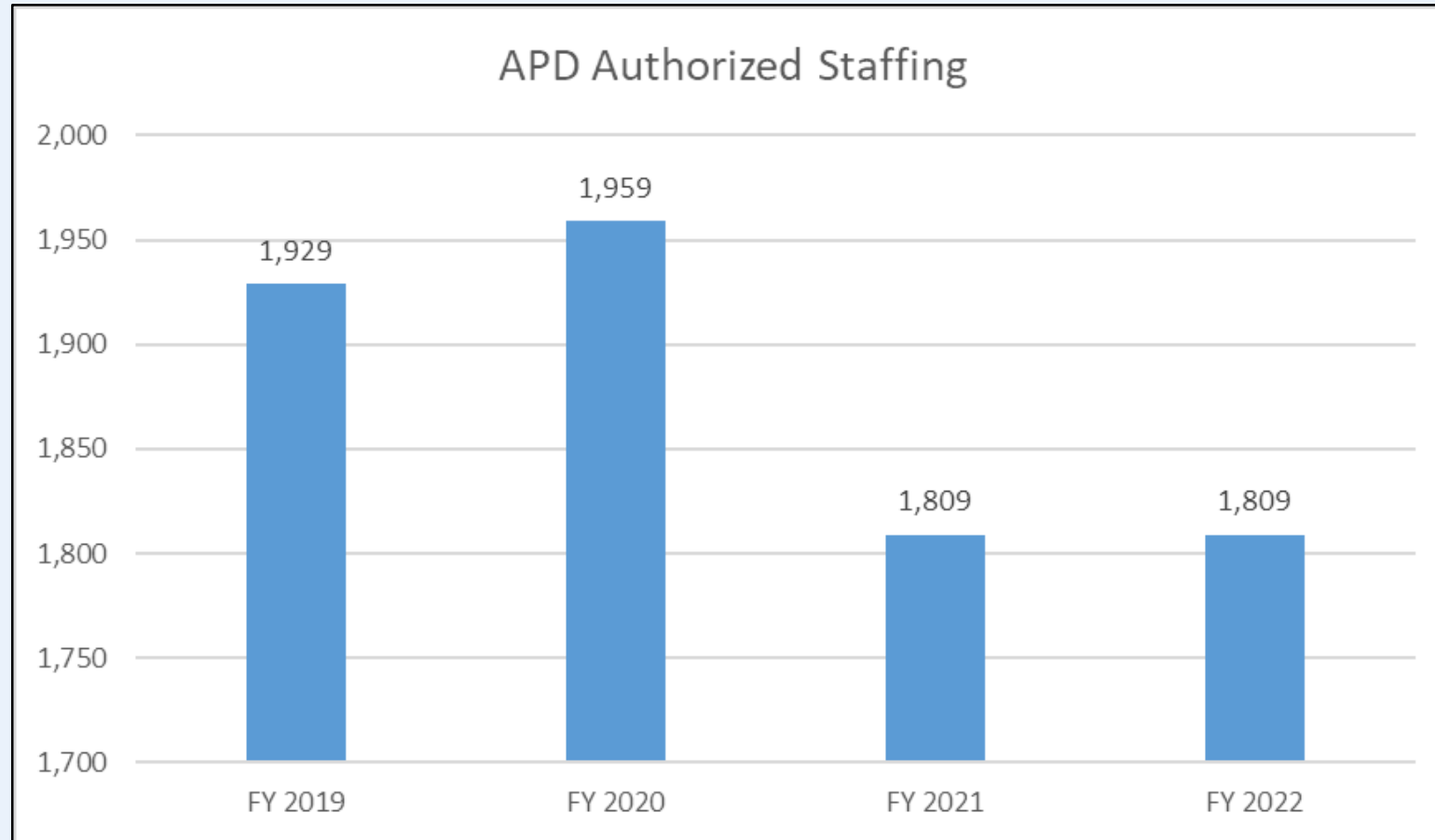
- Licensed Police Officers
 - Starts July 18, 2022 – Number of cadets not finalized yet
- 145th & 146th Graduate – November 18, 2022

147th Cadet Class (Regular)

- Tentative November / December 2022

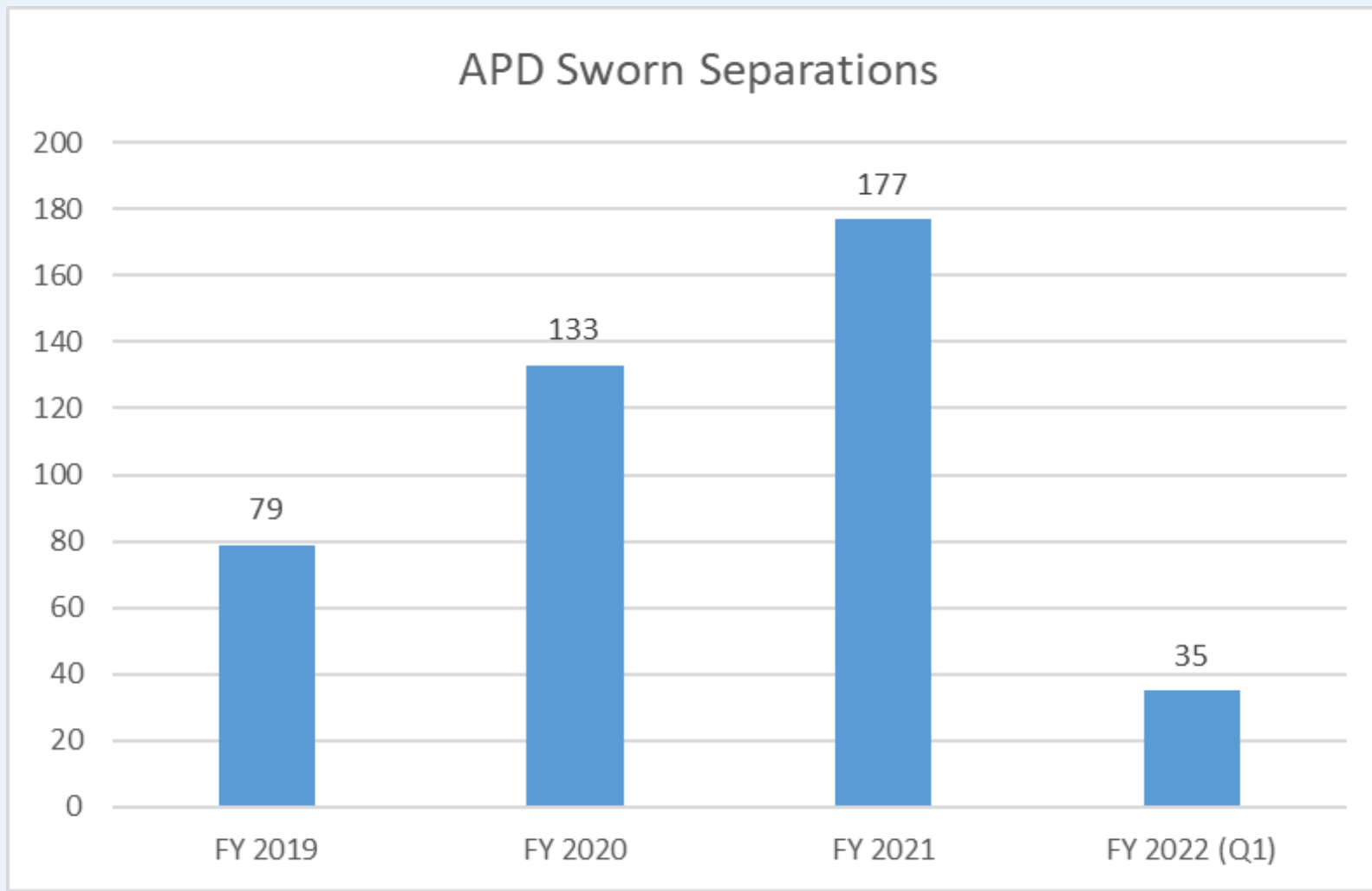


Sworn Authorization FY 2019 through FY 2022





Sworn Separation FY 2019 through FY 2022 (Q1)





Austin Police Department Public Safety Commission

Questions?