

# Community Needs Assessment

Hispanic/Latino Quality of Life Commission

*Discussion on community needs and spending  
priorities for the FY 22-23 Action Plan*

# Agenda

- Review of FY 20-21 Performance
- Federal Reporting Process
- Review of Existing Programs
- Community Needs Assessment/  
Public Comment Schedule
- Provide Your Feedback



# Review of Past Performance

*A look at services provided with federal funding in FY 20-21*



# FY 20-21 Accomplishments Snapshot

- Total number of people served through federally funded projects: 3,552
- Total number of people/households earning Extremely Low-Income (<30% MFI) served: 2,688
- Total number of federal dollars spent:

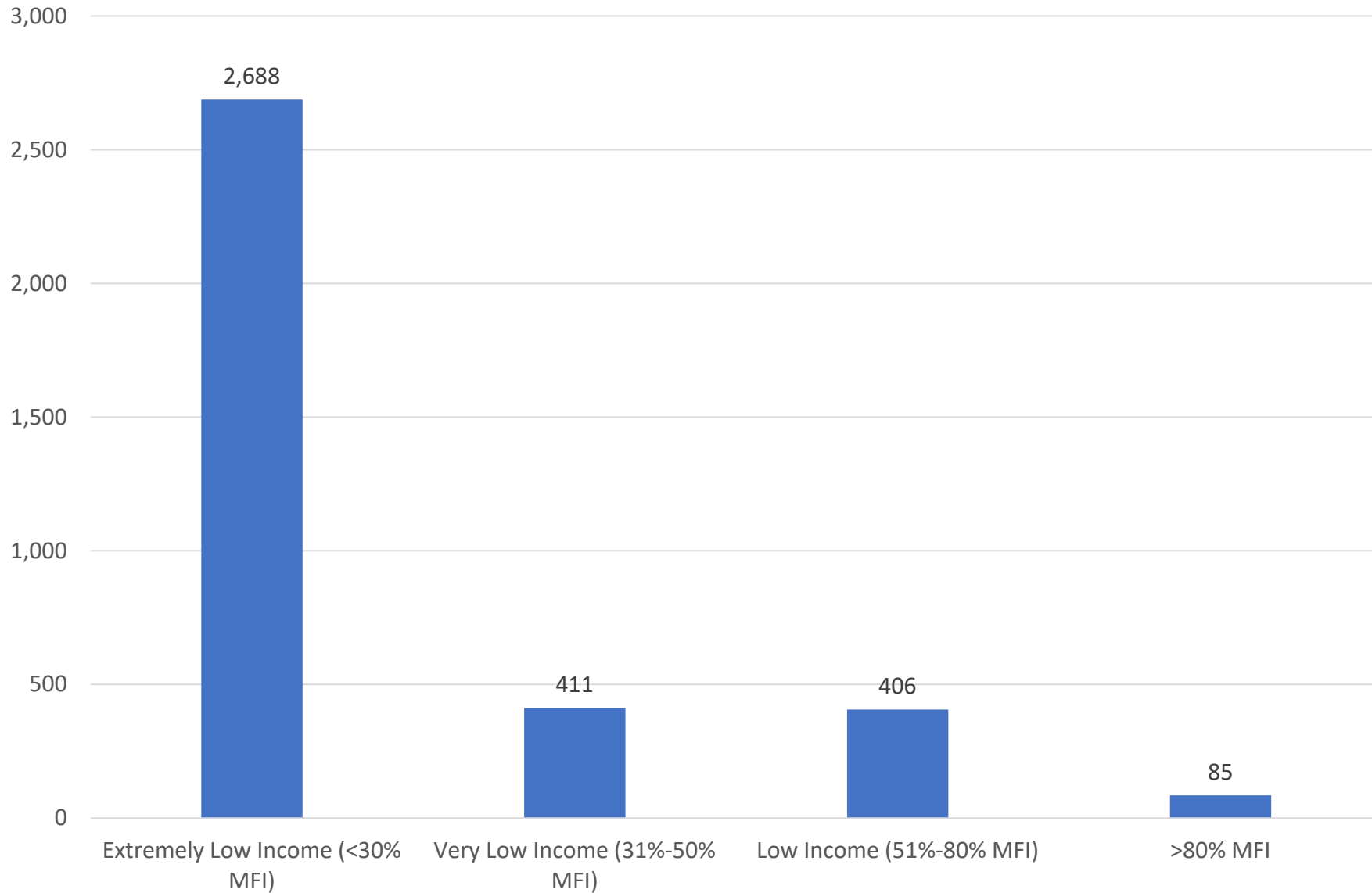
Entitlement: \$9,765,175

CARES Act: \$10,196,749





# Population Served by Income

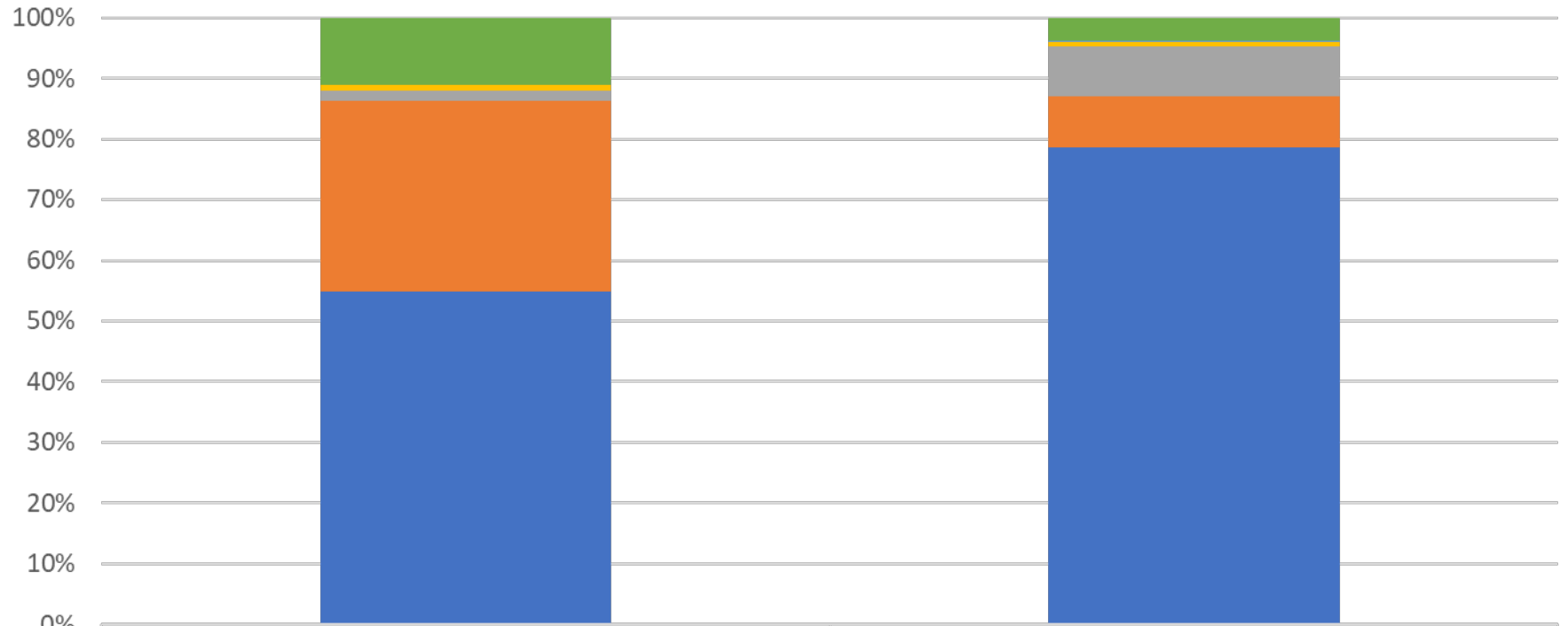


# Population of Austin Vs. Population Served by Race

Data includes persons served by CDBG, HOME, HOPWA, AND ESG funded activities

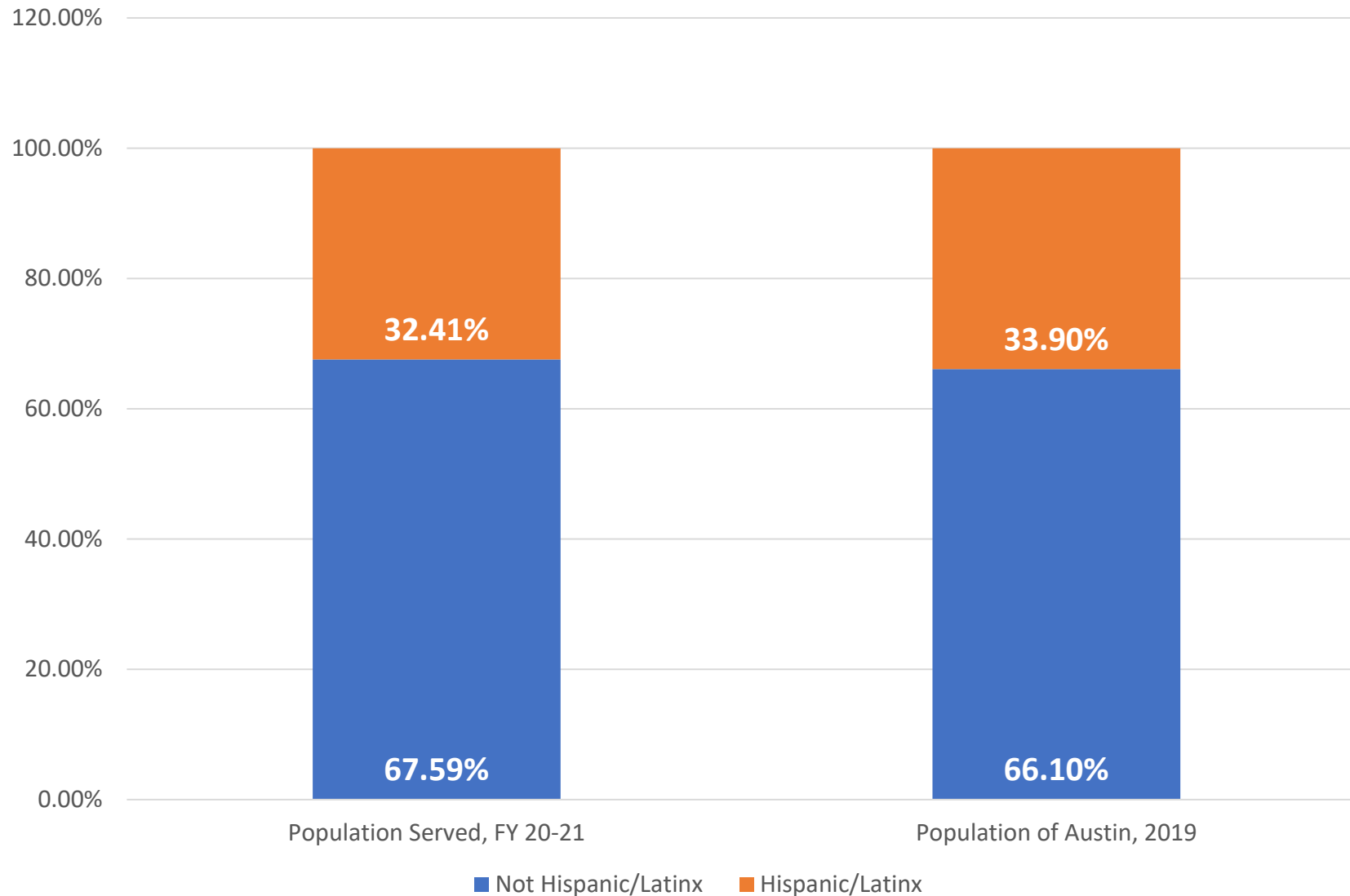
\*Austin Population data provided by the American Community Census

\*Population served data provided by Housing and Planning Department and Austin Public Health staff



	Population Served FY 20-21	Population of Austin, 2019
Multi	11.02%	3.50%
Native Hawaiian or Other Pacific Islander	0.10%	0.10%
Native American or Alaskan Native	0.86%	0.70%
Asian	1.77%	7.60%
Black/African American	31.36%	7.80%
White	54.79%	72.60%

# Population of Austin Vs. Population Served by Ethnicity



# People Served by Investment Category

Investment Category	Persons/Households Served
Special Needs Assistance	878
Homeless Assistance	1,153
Renter Assistance	1,327
Homebuyer Assistance	43
Homeowner Assistance	120
Housing Development Assistance	33
<b>Total</b>	<b>3,552</b>

## Austin Small Business Relief Grant Program

Investment Category	Businesses Served
Other Community Development Assistance	89



# FY 20-21 Services Provided- Goals vs. Outcomes

## Select Programs

### Down Payment Assistance

- Goal: 25
- Actual: 43
- Budgeted: \$1,484,108
- Expended: \$1,585,999

### Ownership Housing Development Assistance

- Goal: 16
- Actual: 42
- Budgeted: \$6,293,366
- Expended: Federal: \$202,562; GO Bonds: \$5,860,334

### Tenant Based Rental Assistance

- Goal: 85
- Actual: 113
- Budgeted: \$1,140,849
- Expended: \$979,663

### Senior Services

- Goal: 175
- Actual: 184
- Budgeted: \$123,995
- Expended: \$123,995

# FY 20-21 Services Provided- Goals vs. Outcomes

## Select Programs

<b>Architectural Barrier Removal-Owner</b> <ul style="list-style-type: none"> <li>• Goal: 80</li> <li>• Actual: 29</li> <li>• Budgeted: \$1,510,000</li> <li>• Expended: \$567,166</li> </ul>	<b>Minor Home Repair</b> <ul style="list-style-type: none"> <li>• Goal: 200</li> <li>• Actual: 85</li> <li>• Budgeted: \$900,000</li> <li>• Expended: \$781,409</li> </ul>	<b>Homeowner Rehabilitation Loan Program</b> <ul style="list-style-type: none"> <li>• Goal: 9</li> <li>• Actual: 6</li> <li>• Budgeted: \$840,000</li> <li>• Expended: \$748,584 *includes General Fund dollars)</li> </ul>	<b>Rental Housing Development Assistance</b> <ul style="list-style-type: none"> <li>• Goal: 411</li> <li>• Actual: 335</li> <li>• Budgeted: \$22,540,335</li> <li>• Expended: Federal: \$269,585; GO Bonds: \$22,057,711</li> </ul>
<b>Homelessness Services*</b> <ul style="list-style-type: none"> <li>• Goal: 1,118</li> <li>• Actual: 426</li> <li>• Budgeted: \$682,911</li> <li>• Expended: \$1,638,420</li> </ul>	<b>Tenants' Rights Assistance</b> <ul style="list-style-type: none"> <li>• Goal: 527</li> <li>• Actual: 297</li> <li>• Budgeted: \$287,223</li> <li>• Expended: \$287,223</li> </ul>	<b>Childcare Services</b> <ul style="list-style-type: none"> <li>• Goal: 179</li> <li>• Actual: 151</li> <li>• Budget: \$479,608</li> <li>• Expended: \$374,440</li> </ul>	<b>Youth/Mental Health Services</b> <ul style="list-style-type: none"> <li>• Goal: 159</li> <li>• Actual: 147</li> <li>• Budgeted: \$188,490</li> <li>• Expended: \$188,490</li> </ul>

\*This category includes Rapid Rehousing and Shelter Operation and Maintenance, funded by the Emergency Solutions Grant

# CARES Act Progress Report

## Childcare Services-CV

- Goal: 295
- Actual: 21
- Budgeted: \$3,445,170
- Expended: \$16,171  
(Program ongoing)

## HOPWA-CV

- Goal: 126
- Actual: 82
- Budgeted: \$263,904
- Expended: \$240,293

## Emergency Rental Assistance (RENT 2.0)

- Goal: 3,998
- Actual: 1,030
- Budgeted: \$4,937,563
- Expended: \$5,461,487

## Emergency Rental Assistance- Homeless Assistance

- Goal: 143
- Actual: 194
- Budgeted: \$1,000,000
- Expended: \$1,000,000

## ESG-CV Rapid Rehousing

- Goal: 1,100
- Actual: 357
- Budgeted (total ESG-CV amount): \$13,214,115
- Expended: \$640,392

## ESG-CV Temporary Emergency Shelter

- Goal: 310
- Actual: 61
- Budgeted (total ESG-CV amount): \$13,214,115
- Expended: \$234,405



# Federal Reporting Processes



# U.S. Department of Housing and Urban Development (HUD)

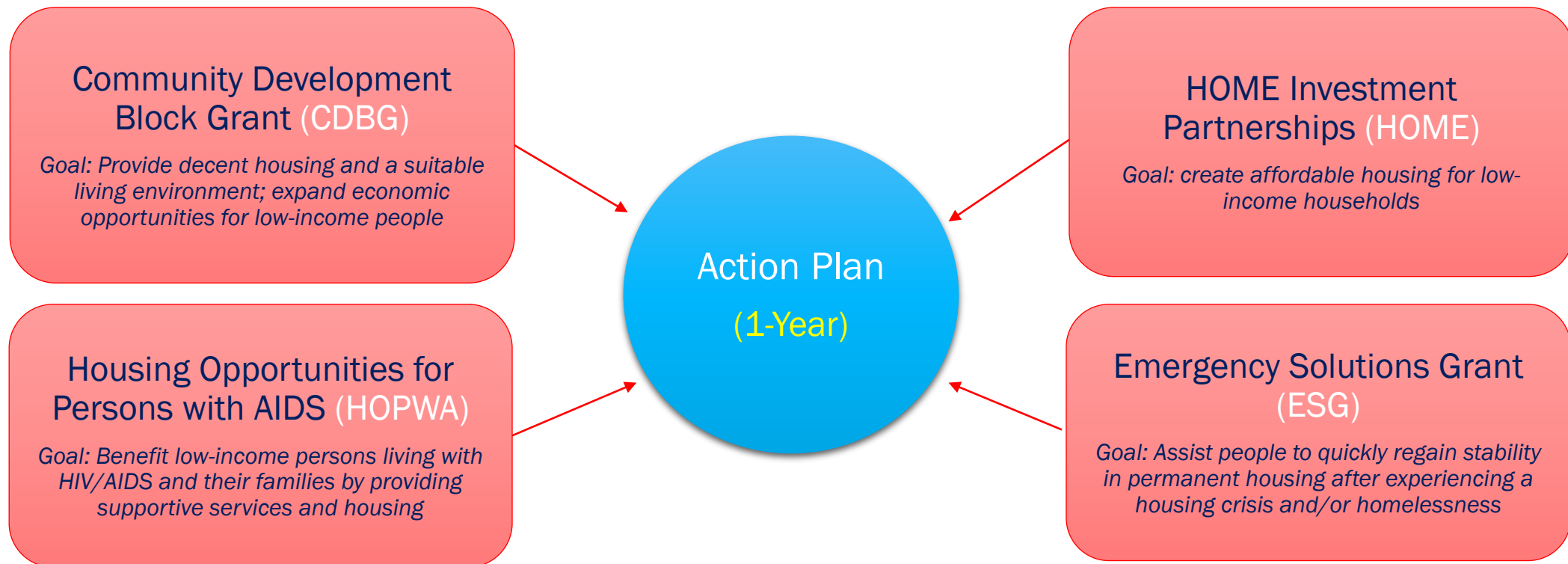


***\*You Are Here:*** The proposed *Fiscal Year 22-23 Action Plan* presents *Year 4* of the 5-Year Consolidated Plan



# Fiscal Year 22-23 Action Plan & Funding Sources

- Year 4 of 5-Year reporting period
- Serves as application for funding from four entitlement grants





# Programs & Activities

- Homelessness Assistance
- Special Needs Assistance
- Renters Assistance
- Homeowner Assistance
- Homebuyer Assistance
- Housing Developer Assistance
- Other Community Development



# Homelessness Assistance

## Emergency Solutions Grant programs

- Rapid Rehousing
- Tenant-Based Rental Assistance
- ARCH Operation and Maintenance





# Special Needs Assistance

- Housing Opportunities for Persons with AIDs (HOPWA) programs
- Child Care Services
- Youth Mental Health services
- Senior Services





# Renters Assistance

- Tenant-Based Rental Assistance
- Architectural Barrier Removal- Renter
- Tenants' Rights Assistance







# Homeowner Assistance

- Architectural Barrier Removal- Owner
- Emergency Home Repair
- Homeowner Rehabilitation Loan Program
- GO Repair! Program




## ROOF REPAIR





# Homebuyer Assistance

- Down Payment Assistance Program







# Housing Developer Assistance

- Rental Housing Development Assistance
- Ownership Housing Development Assistance
- Developer incentive-based programs





# Other Community Development

- Family Business Loan Program
- Community Housing Development Organization (CHDO) Operating Expense Grants





# Action Plan Timeline





# Community Needs Assessment

Date	Action
Wednesday, March 3	City Council - SET a Public Hearing for Community Needs
Monday, March 7	Start of Community Needs Assessment- Speak up page launches, press release sent out
Tuesday, March 8	Home Repair Coalition Consultation
Wednesday, March 9	Early Childhood Council
Monday, March 14	Austin Area Urban League Consultation
Tuesday, March 15	Housing Authority of Travis County Consultation
Wednesday, March 16	Integral Care Consultation
Thursday, March 17	Building and Strengthening Tenant Action (BASTA) Consultation
Monday, March 21	SAFE Alliance Consultation
Tuesday, March 22	Housing Authority of the City of Austin Consultation
Tuesday, March 22	Hispanic/Latino Quality of Life Resource Advisory Commission
Thursday, March 24	City Council - Conduct a Public Hearing for Community Needs
Monday, March 28	HIV Planning Council
Monday, April 4	ECHO Leadership Council
Monday, April 4	Commission on Immigrant Affairs
Tuesday, April 5	African American Resource Advisory Commission
Wednesday, April 6	Caritas Consultation
Tuesday, April 12	Community Development Commission- Conduct a Public Hearing for Community Needs
Wednesday, April 13	Commission on Seniors
Friday, April 15	End of Community Needs Assessment





# Public Comment Period

Date	Action
Tuesday, May 3	Start of Public Comment Period (DRAFT Action Plan Published)
Tuesday, May 10	Community Development Commission - Public Hearing
Tuesday, June 8	Community Development Commission - Final Recommendations
Thursday, June 9	City Council - Conduct a Public Hearing for Public Comment
Friday, June 10	End of Public Comment Period
Thursday, July 28	City Council - Final Action
Wednesday, August 10	HPD SUBMITS ACTION PLAN TO HUD VIA IDIS
Tuesday, August 16	ACTION PLAN DUE TO U.S. DEPARTMENT OF URBAN HOUSING AND DEVELOPMENT







## HOUSING & PLANNING



# SPEAKUP Austin!

## City of Austin FY 22-23 Action Plan


### Active Projects



#### City of Austin Action Plan FY 21-22 Action Plan

Each year, the City of Austin prepares an Action Plan- a plan detailing the amount of federal ...

[View Project](#)



#### Economic Recovery and Resiliency Framework

DEADLINE TO SUBMIT  
FEEDBACK: April 23, 2021 at 5:00 p.m.


The City of Austin...

[View Project](#)



#### Your Next Police Chief Recruitment Process

[View Project](#)



#### FY 2019-20 Consolidated Performance and Evaluation Report (CAPER)

DRAFT FY 2019-20 CAPER TO BE AVAILABLE FOR REVIEW  
FEBRUARY 24, 2021 TO MARCH 11, 2021  
Th...

[View Project](#)



#### Tannehill Affordable Housing Development

Welcome to Tannehill Lane Development ATXWho is AHFC? The Austin Housing Finance Corpor...

[View Project](#)



#### ATX Digital Access Forum

The ATX Digital Access Forum is a space to collect stories from Austin community members about...

[View Project](#)