



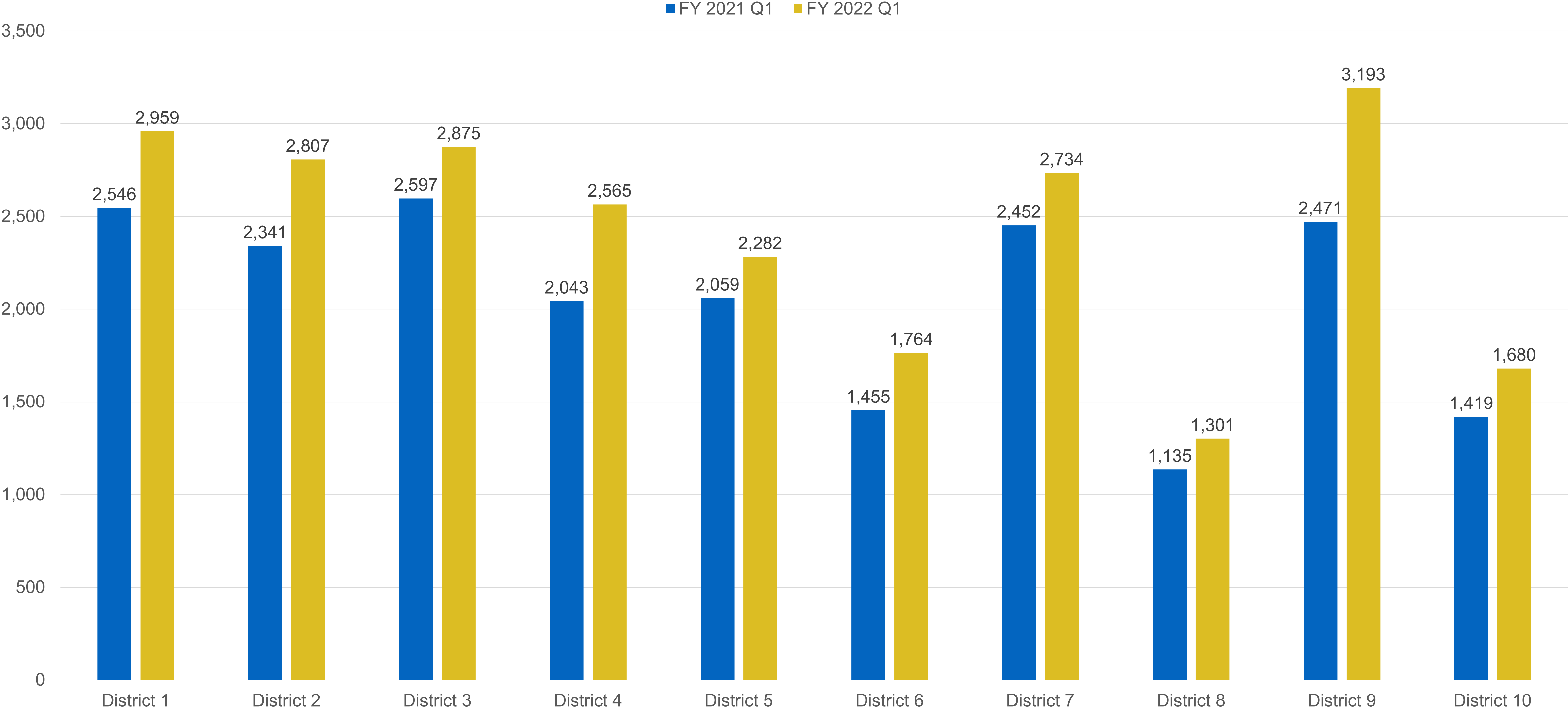
AUSTIN FIRE

Public Safety Commission Meeting
FY22 Q1 & Q2 – April 4, 2022

Assistant Chief Brandon Wade

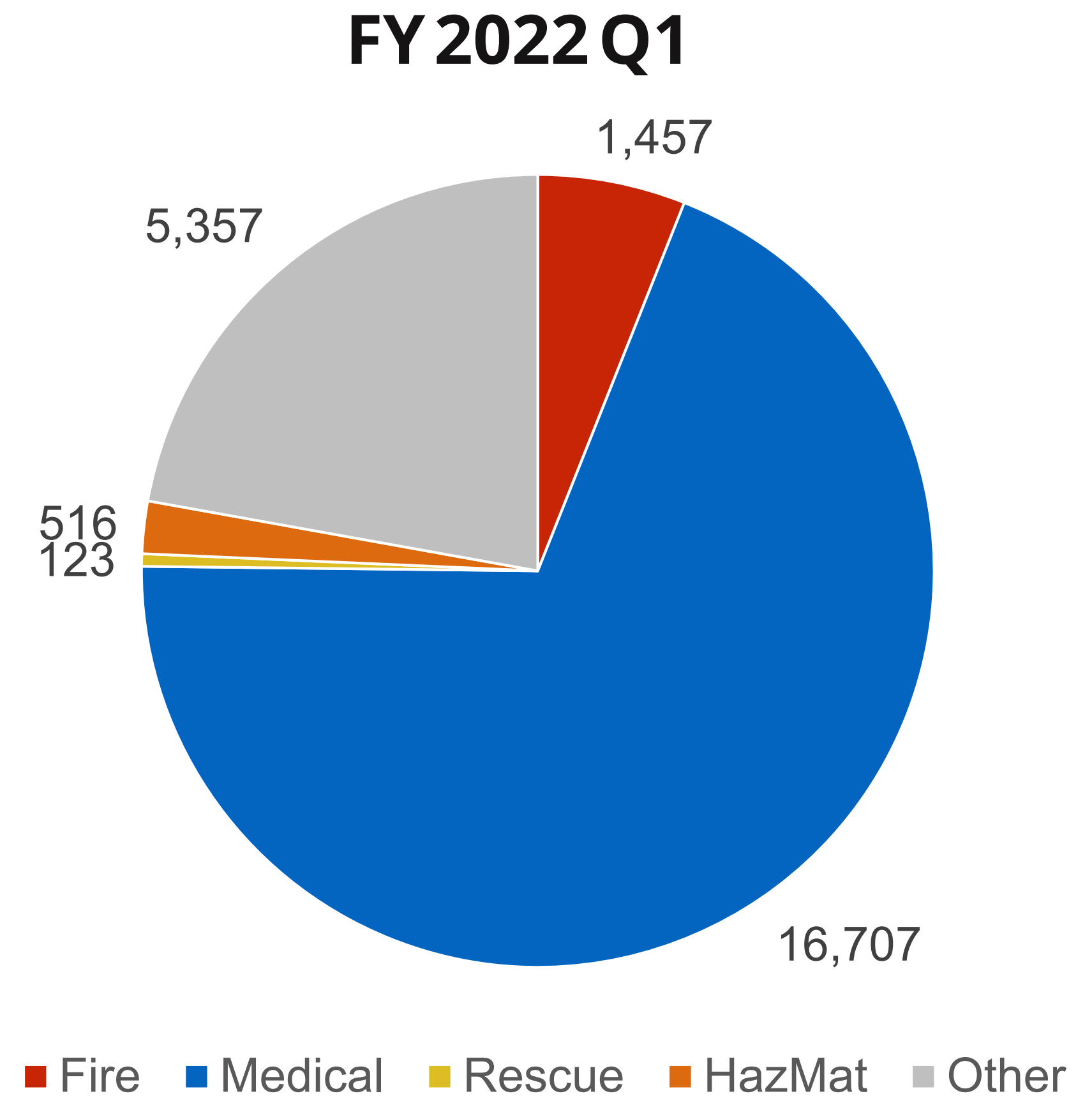
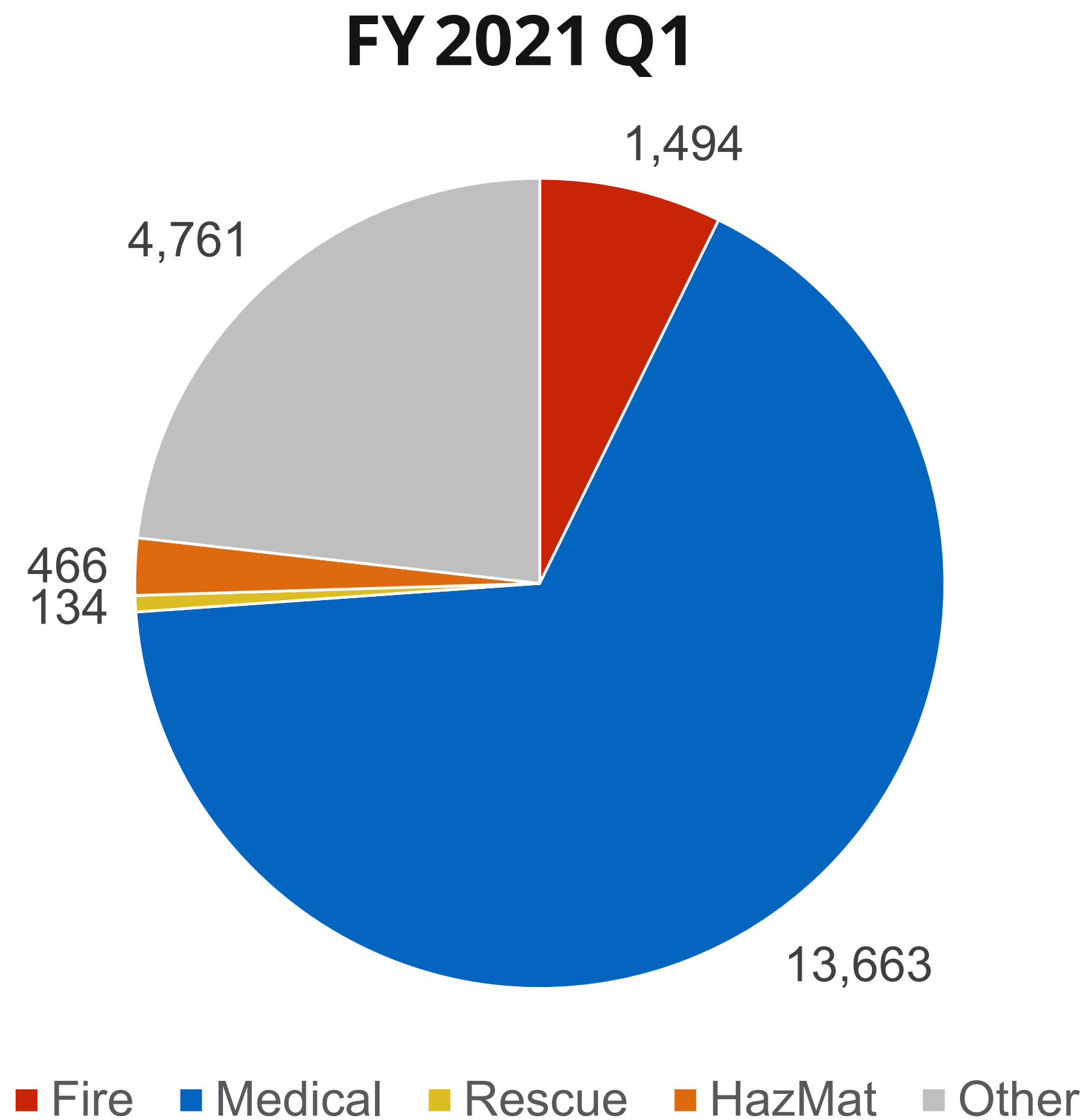


REQUESTS FOR SERVICE Q1 COMPARISON



**Requests for Service are all INCIDENTS, regardless of priority.*

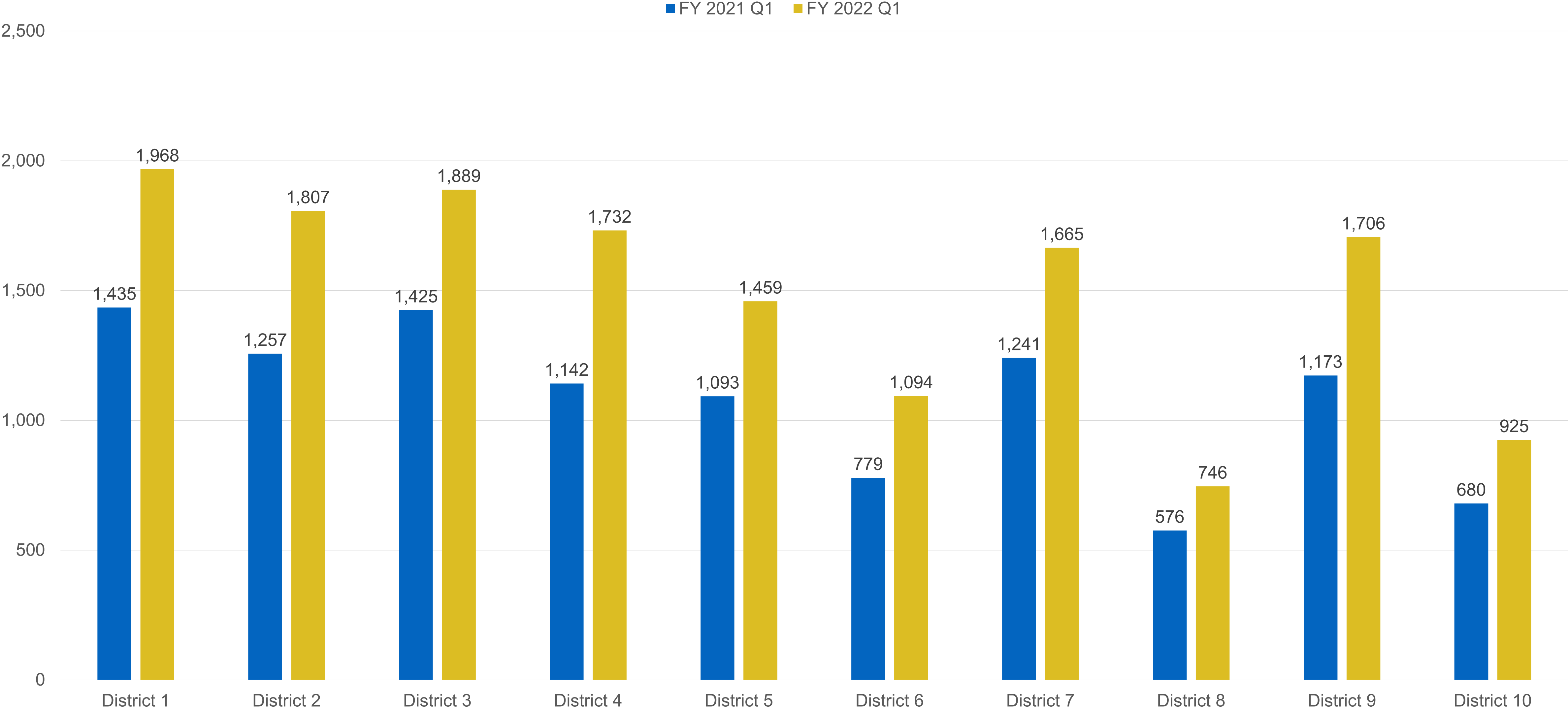
REQUEST FOR SERVICE Q1 Comparison



**Requests for service are all incidents, regardless of priority.*

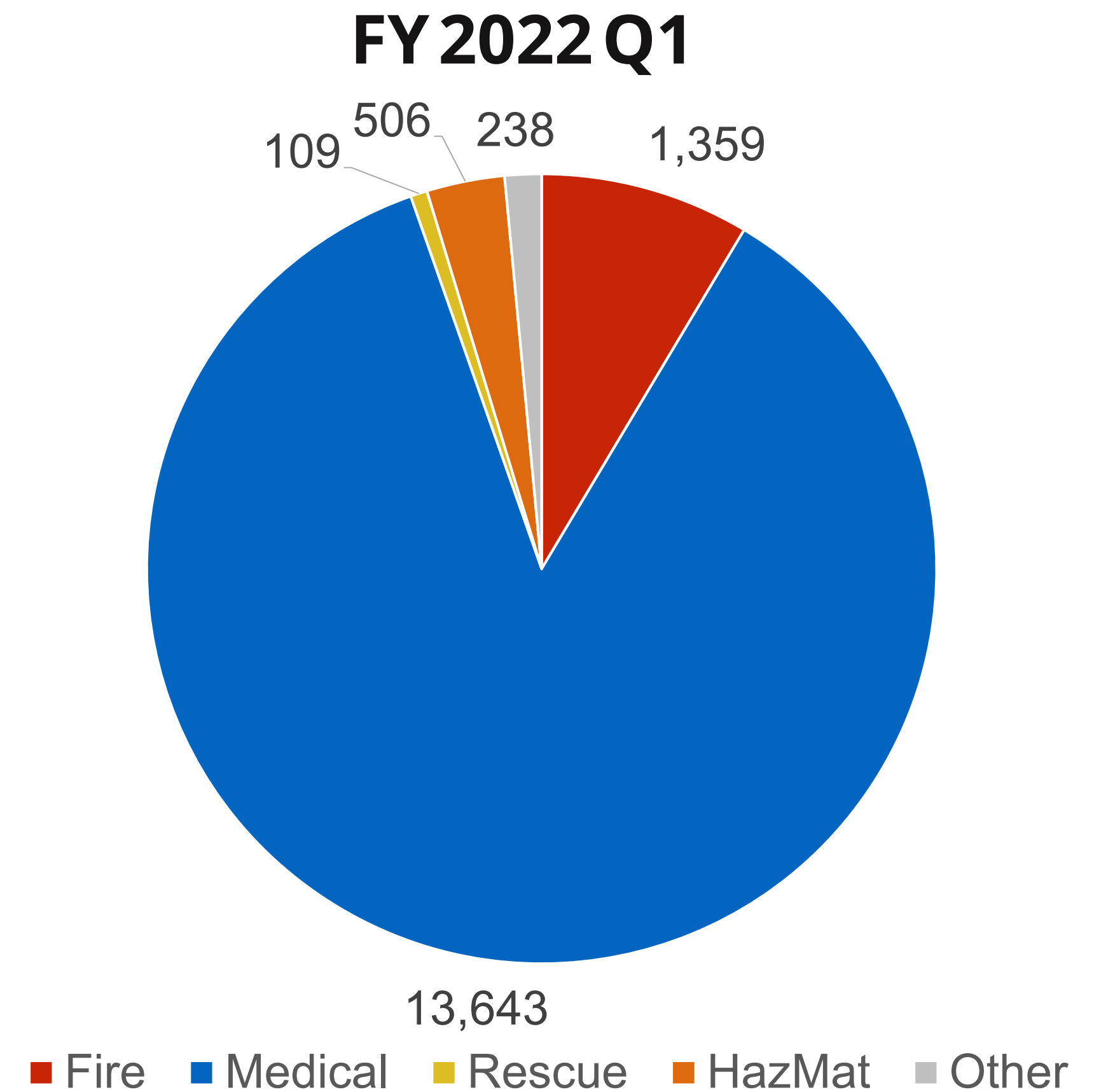
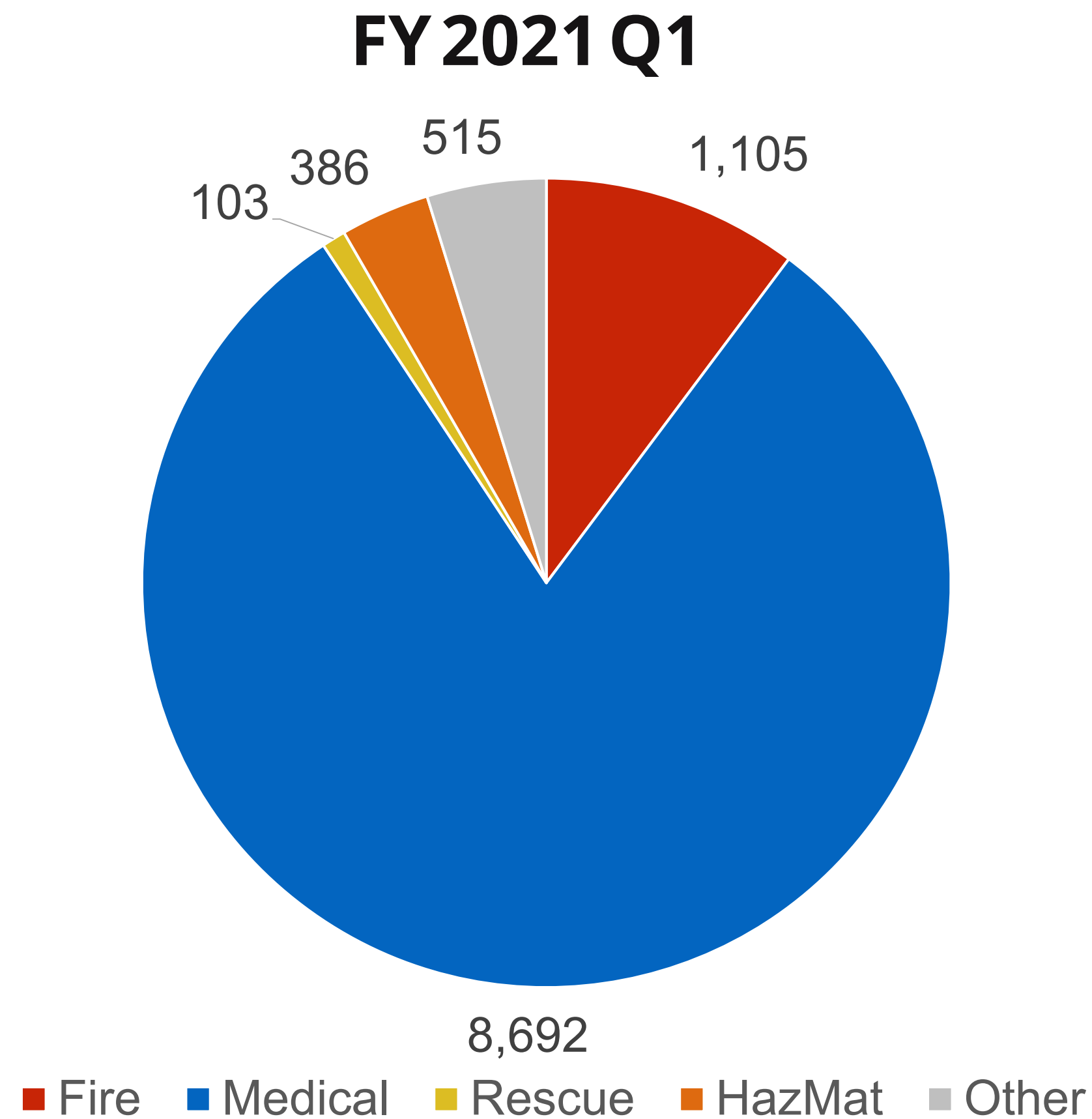
**"Other" (e.g., smoke investigations, fire alarms in buildings, unlocking buildings, etc.)*

EMERGENCY INCIDENT Q1 COMPARISON



**Emergency Incidents are Priority 1, 2, 3, and 4M responses.*

EMERGENCY INCIDENTS Q1 Comparison



**Emergency Incidents are Priority 1, 2, 3, and 4M responses to when frontline unit arrives on scene.*

**"Other" (e.g., smoke investigations, fire alarms in buildings, unlocking buildings, etc.)*

Emergency Response Times Comparison

Council Districts	FY21 – Q1		FY22 – Q1	
	Emergency Response Time <i>(90 percentile, Emergency Incidents)</i>	Emergency Incidents <i>(Priorities 1, 2, 3, and 4M, First Arriving Frontline Unit)</i>	Emergency Response Time <i>(90 percentile, Emergency Incidents)</i>	Emergency Incidents <i>(Priorities 1, 2, 3, and 4M, First Arriving Frontline Unit)</i>
District 1	10:25	1,435	09:44	1,968
District 2	10:43	1,257	10:07	1,807
District 3	09:43	1,425	09:24	1,889
District 4	09:53	1,142	09:27	1,732
District 5	09:55	1,093	09:02	1,459
District 6	10:38	779	09:55	1,094
District 7	09:46	1,241	09:26	1,665
District 8	10:42	576	09:58	746
District 9	07:51	1,173	08:03	1,706
District 10	09:56	680	09:25	925

**Emergency Incidents are Priorities 1, 2, 3, and 4M responses from call receipt to frontline unit arrival on scene.*

COVID-19 and AFD

Includes Civil Service + Civilian

	FY22 Q1	FY22 Q2 to March 24, 2022	Total to March 24, 2022
Positive COVID-19 Cases	107	396	909
COVID-19 Vaccine Reaction	37	13	233

FY22 through March 24, 2022

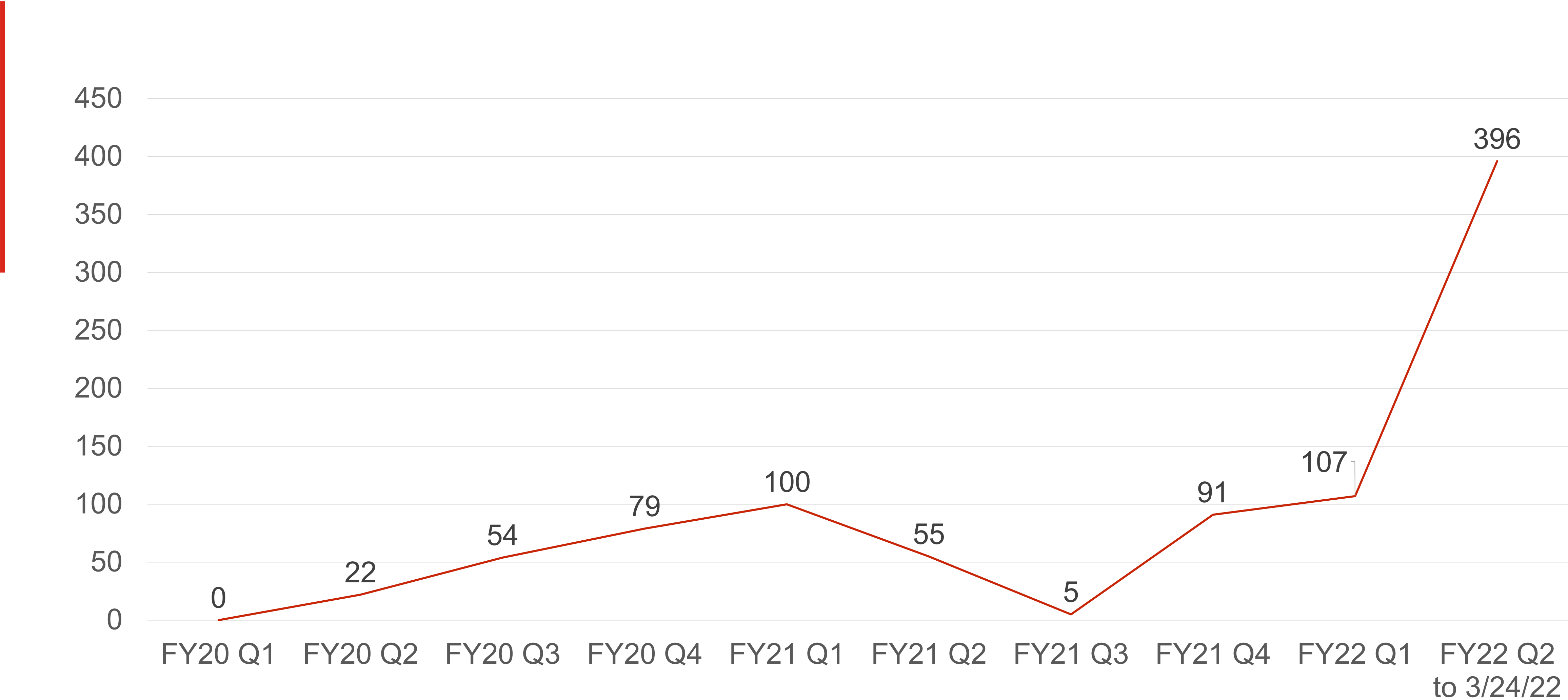
Employees currently off due to COVID-19	5
Employees previously off due to COVID-19	494

Total FY20 - FY22

Employees given ADA accommodations due to COVID-19	0
--	---

AFD Positive COVID-19 Cases

Includes Civil Service + Civilian



Vaccination Efforts

Includes Civil Service + Civilian
Data as of March 21, 2022



- Total vaccines administered by Wellness:
 - **AFD:** 2,185
 - **EMS:** 1,242
 - **APD:** 3,060
 - **Total:** 6,487
- Amount of sworn & civilians who have received at least one dose:
 - **AFD:**
 - Sworn: 810
 - Civilian: 65
 - Sworn Retirees: 46
 - **EMS:**
 - Sworn: 409
 - Civilians: 26
 - Other (Retirees or Past Employees): 78
 - **APD:**
 - Sworn: 848
 - Civilian: 318
 - Other (Retirees or Past Employees): 72

A promotional graphic for COVID-19 vaccination. It features a black and white photograph of Fire Chief Joel G. Baker, a Black man wearing a white face mask and a white t-shirt. He is pointing to his right shoulder where a red bandage is visible. The background is dark with a pattern of white lightning bolts. On the left, white text reads: "I'M NOT THROWING AWAY MY SHOT!" followed by "FIRE CHIEF JOEL G. BAKER". At the bottom left is the Austin Fire Department logo. On the right, white text reads: "WHEN I GOT THE OPPORTUNITY TO GET THE COVID-19 VACCINE, I TOOK IT. THE MORE PEOPLE WE GET INOCULATED, THE QUICKER LIFE CAN RETURN TO NORMAL. SO WHEN THE TIME COMES TO RISE UP AND TAKE YOUR SHOT, DON'T THROW IT AWAY!". At the bottom right, the website address "WWW.AUSTINTEXAS.GOV/COVID19-VACCINES" is displayed in white.

“ I’M NOT THROWING AWAY MY SHOT! ”

FIRE CHIEF JOEL G. BAKER

“ WHEN I GOT THE OPPORTUNITY TO GET THE COVID-19 VACCINE, I TOOK IT. THE MORE PEOPLE WE GET INOCULATED, THE QUICKER LIFE CAN RETURN TO NORMAL. SO WHEN THE TIME COMES TO RISE UP AND TAKE YOUR SHOT, DON’T THROW IT AWAY! ”

AUSTIN FIRE

WWW.AUSTINTEXAS.GOV/COVID19-VACCINES

Cadet Hiring Process

FY22 Q1 & Q2 Updates

- Class 134 consists of 48 cadets and began March 29, 2022.

Class 133 Demographics

46% White
25% Hispanic or Latino
6% Black or African American
2% Native
4% Asian

8% *Two or more races*
4% *Choose not to disclose*
4% *(Left blank)*

.....
8% Female
(across all races/ethnicities)

Class 134 Demographics

52% White
23% Hispanic or Latino
0% Black or African American
8% Native American
2% Asian

6% *Two or more races*
9% *Choose not to disclose*

.....
8% Female
(across all races/ethnicities)



Office of the Fire Marshal

Fiscal Year Comparison

	FY19	FY20	FY21
Percent of plans that are reviewed on time <i>FY22 Goal: 85%</i>	75.2%	82.3%	85.0%
Actual Number of inspections performed	30,171	23,121	27,572
Number of fire technical inspections <i>(Includes all new construction)</i>	10,233	9,282	10,179

Quarterly Comparison

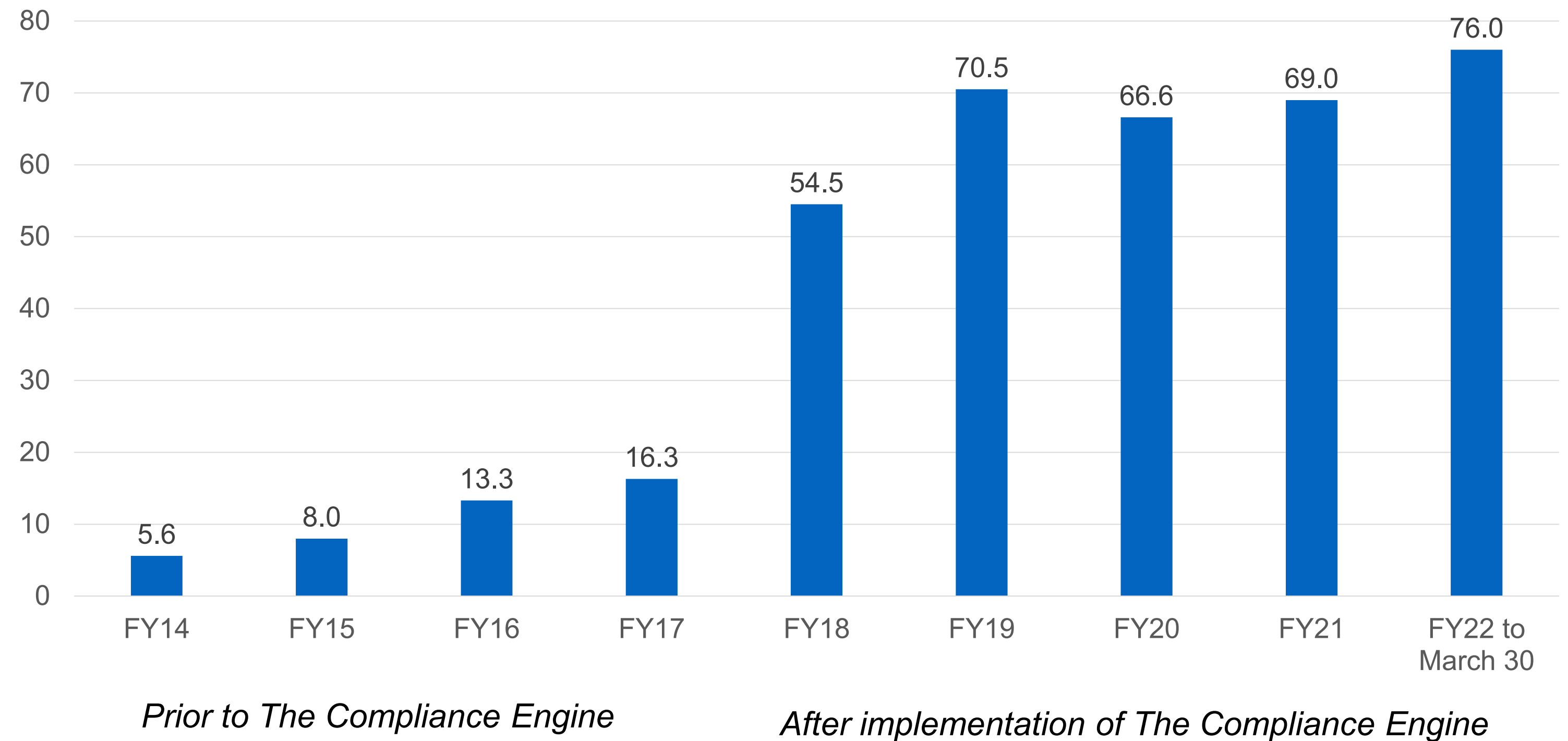
FY21 Q1	FY22 Q1
78.2%	84.7%
11,045	7,520
2,620	2,782

The Compliance Engine

The Compliance Engine (TCE) database tracks compliance and non-compliance for all fire protection systems in commercial properties across the City of Austin.

This allows the Austin Fire Department to track annual fire systems reports, deficiencies and repair reports and receive immediate notification of system impairments.

Percentage of City of Austin fire system tracking for compliance and non-compliance



Office of the Fire Marshal: Special Events

- March 2022 completes a year of many events during and after Covid.
- New venues added include the Q2 Soccer Stadium and Waterloo Park Amphitheater. Numerous venue spaces created throughout the City.
- **In FY22 Q1, there were 218 Special Events.**
- 2022 Events
 - SXSW Spring Festival 2022
 - NASCAR
 - Moto GP
 - Q2 Soccer Stadium hosting 17 home games and 3 International games on the schedule
 - Waterloo Park with 35 concerts scheduled for this year
 - Rugby season at COTA
 - GIA amphitheater with full concert schedule this year
 - Austin Film Studios
 - Record setting pyro technical number of events
 - Weddings are back in full bloom
 - 2 dozen fraternity/sorority events during roundup this Spring
 - Hundreds of events that require review, permit processing and site visits many requiring fire watch.



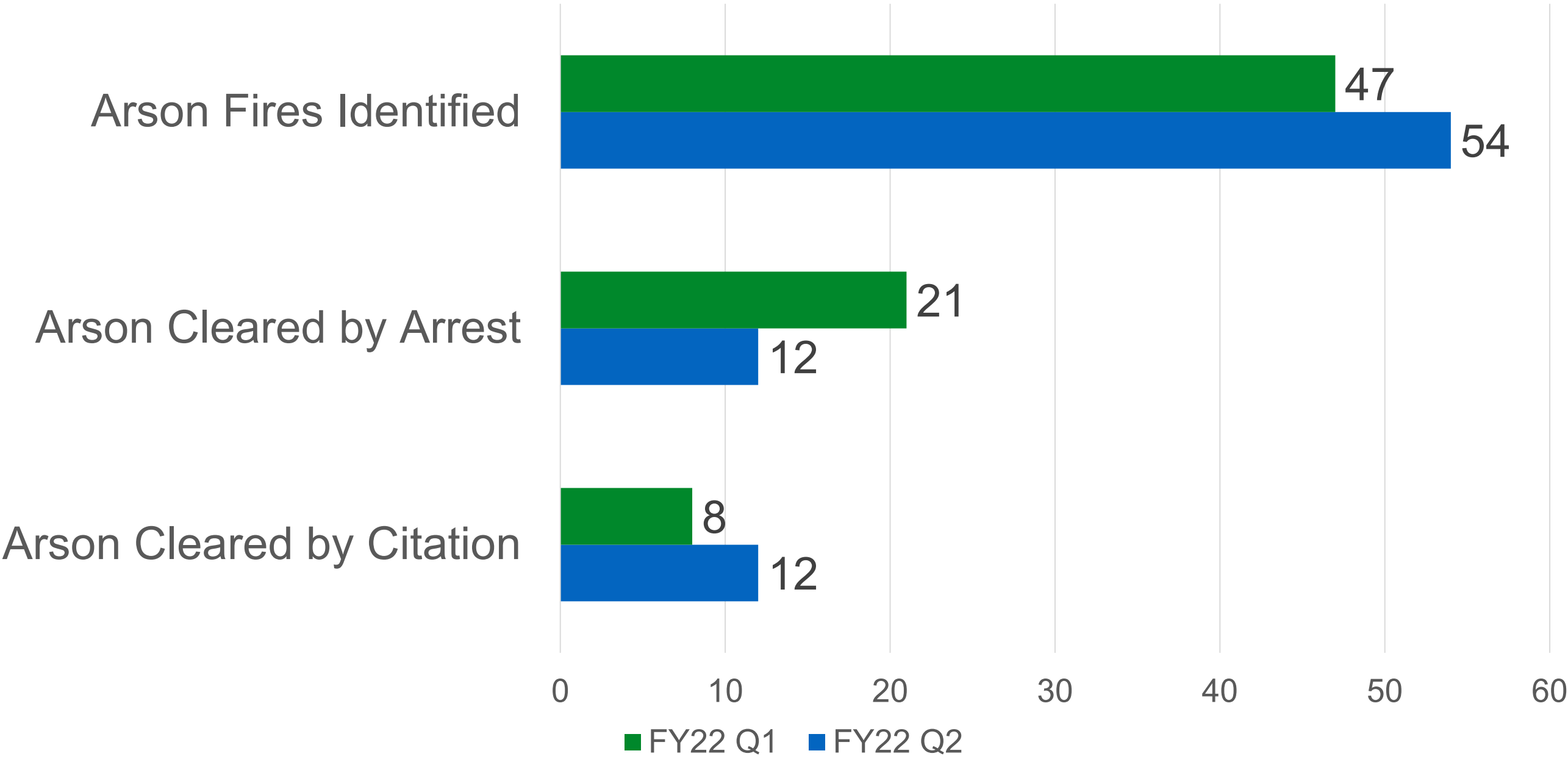
Special Events is on record pace, with most of the legacy events already in the queue, including Pecan Festival, Bat Festival, Pride Festival, and Capital 10K.

Investigations

- Percent of Arson Fires Cleared:
 - FY 22 Q1: 61.7%
 - FY 22 Q2: 44.4%

National Clearance Rate: ~22%

Arson Fires FY22 Q1 & Q2



AFD Wildfire Division

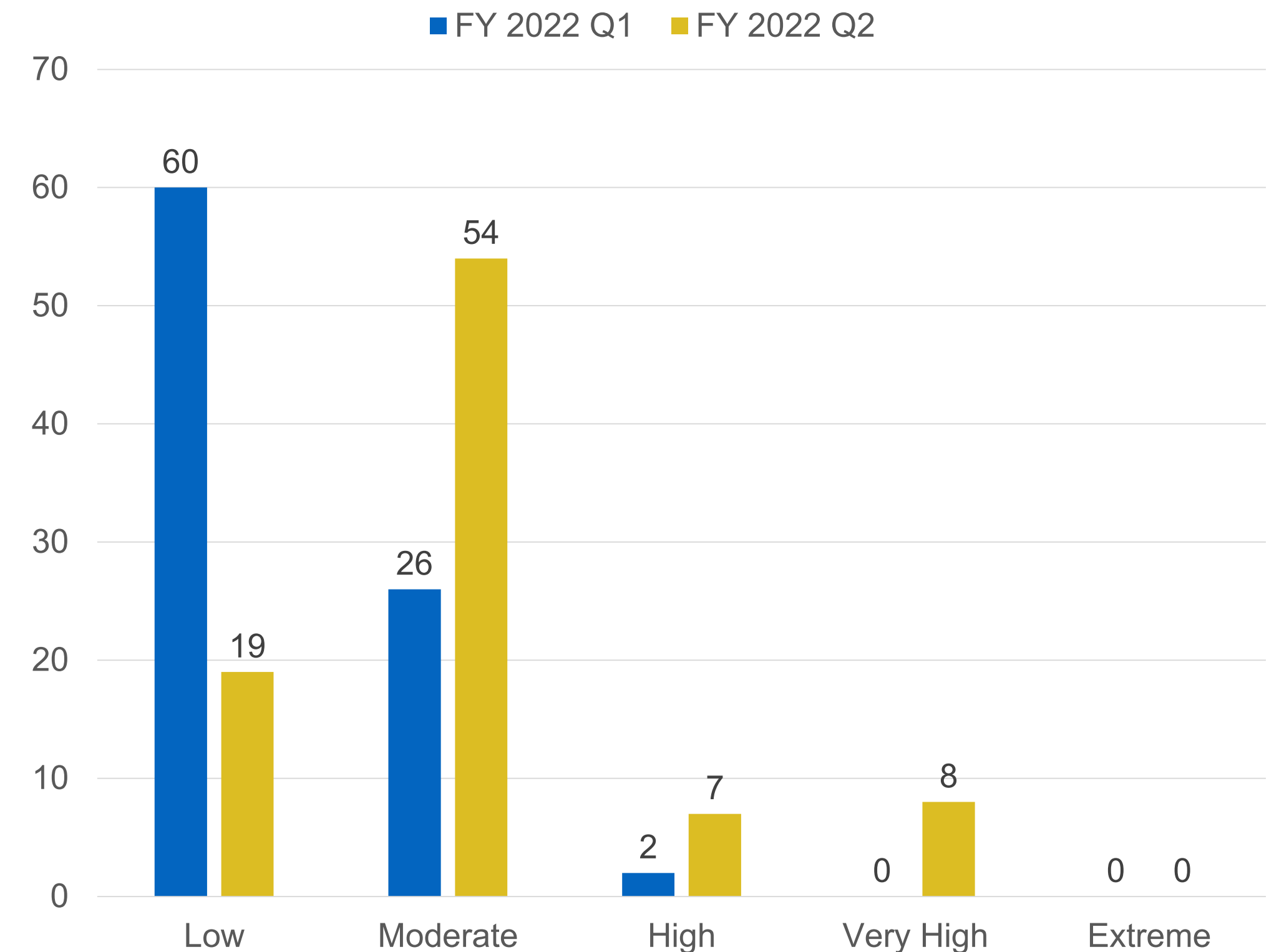
Acreage treated with a combination of mechanical thinning and prescribing burning:

- **FY21 Q1:** 656 acres treated as scheduled
- **FY21 Q2:** 435 acres treated as scheduled

AFD Wildfire Division's High Fire Danger Step Plan includes:

- Mobilization and staffing of a Wildfire Task Force that stands ready to respond and provide daily fire weather situational reports that include current state fire activity, resource deployment, and staffing
- Activation of Division GIS resources for map creation, public awareness, & HSEM
- Issue set-up plan recommendations, which vary based on event and may include:
 - Wildland PPE on all units
 - BTs shadow ENGs
 - Upgrade GRASS to BRUSHL and BRUSHL to BRUSH
 - Staffing select BTs
 - Staffing SF Helo Specialist
 - Staffing additional Command Element
 - Staffing WFTF

Frequency of Fire Danger Days in Austin, TX



The public can monitor daily fire danger ratings and find out wildfire risk through [ATXWildfire.com](https://www.atxwildfire.com)

Community Outreach

The Austin Fire Department has a vision for every home and every citizen to be protected by at least one smoke alarm.

AFD's Free Smoke Alarm program offers a free smoke alarm to any resident of Austin who is in need, with the prerequisite of residing in a privately-owned home and have a genuine need for assistance.

- Number of Smoke Alarms installed:
 - FY 22 Q1: 102
 - FY 22 Q2: 121

AFD's FY22 target is to install 2,500 smoke alarms.

**To participate in this program, please call our
Free Smoke Alarm Hotline: (512) 974-0299**



Pass the Torch

AFD's Pass the Torch program includes members ages 18 to 35, who meet every two weeks and are provided insight on requirements of being an Austin Firefighter.

FY22 Q1 & Q2 Updates:

- Pass the Torch conducted interviews for the program on Saturday, April 2nd.
- Currently, AFD has a total of 65 applications for 42 available slots.

Explorers

Fire Explorers Post 370: The Explorers ages 14 to 20, meet twice a month and learn about careers in the fire service directly from members in the Austin Fire Department. Currently, we have about 20 members in the program.





AFD strives to recruit and retain a diverse workforce.

If you or anyone you know is interested in joining the Austin Fire Department, please visit:

[JoinAFD.com](https://www.joinafd.com)