



To: Zero Waste Advisory Commission

From: Ken Snipes
Director
Austin Resource Recovery

Date: May 11th, 2022

Subject: Director's Monthly Report to the Zero Waste Advisory Commission

Resumption of Brush and Bulk Collections

In February, Austin Resource Recovery (ARR) decided to temporarily suspend large brush and bulk collection due to COVID-19. This allowed the department to reassign drivers to the essential collections of trash, recycling, and compost. Austin Resource Recovery (ARR) is working with DRC Emergency Services to reinstate these services while the department continues to fill vacant driver positions.

Beginning the week of May 2nd, brush and bulk collection routes will resume. Customers with a collection initially scheduled during the suspension will be the first to have their items collected. Postcards will be mailed to customers informing them of their scheduled collection date.

Austin Resource Recovery Job Fair

ARR held a job fair on April 29th, 2022, from 9:00 am -to 11:00 am.

Representatives from ARR talked about job opportunities and helped applicants apply for positions.

Representatives from Fleet Mobility Services joined ARR to talk about opportunities with Fleet. Attached is the flyer shared with interested clients, friends, and family.

TxSWANA Rodeo Update

TxSWANA is the Lone Star Chapter of the Solid Waste Association of North America (SWANA). TxSWANA is made up of nearly 600 individual members from various areas of the Solid Waste Industry. The 2022 TxSWANA Road-E-O event was held in Lubbock, Texas with competitors coming from cities across Texas competing in a Mechanics competition, a Landfill competition, a Tractor Trailer competition, and a Collection Vehicle competition to include Roll-Off trucks, Semi-Automated/Rear Load collection trucks, and Automated Side-Loader collection trucks. The Landfill, Tractor Trailer, and Collection Vehicle competition consists of these vehicles navigating through an obstacle course with seven stations and are timed events. The vehicles receive point deductions for striking any part barricades outlining the course or for not completing the course within a certain time. Robert Mata is a recycling crew leader who joined the department back in 2014. Mr. Mata brings with him more than 20 years of CDL experience. Mr. Mata started with ARR as an operator and has quickly been promoted through the ranks and is currently in a lead role. Mr. Mata takes great pride in his position here at ARR and it is demonstrated daily. His customer service has also been a priority for him. Mr. Mata has always been a competitive person and enjoys working hard to perfect his skills when operating all types of equipment. He was excited to compete in the TXSWANA Rodeo and even more excited to place in his category. He also has a lot of pride when it comes to his employer, The City of Austin, and the Austin Resource Recovery Department. Another aspect that Mr. Mata considers important is knowing the equipment and operating it safely. He has also become a mentor and trainer for new and younger employees. In his free time, Mr. Mata loves to spend time with his wife and three kids.

ReVerse Pitch

ReVerse Pitch is a social entrepreneurship competition where businesses pitch byproduct materials to entrepreneurs. Entrepreneurs have six weeks to develop a business concept and submit a final application. Eight applications were submitted this year, and the top four teams, ReVerse Pitch Innovation Fellows, were announced on May 2. Innovation Fellows will participate in a three-part accelerator, facilitated by Austin Young Chamber, and receive a prize package valued at up to \$16,500. This includes \$4,000 in stipend payments for completing the accelerator and related deliverables. This year's Innovation Fellows are:

- Born Again Kreations (Woman/Asian-led) – Plans to create insulated water bottle holders using fabric samples and fleece from Austin Creative Reuse and bulletproof vests from Travis County.
- GROARTS (Woman-led) – An existing company that plans to use plastic pipette containers from ACC Bioscience Incubator and EQO to create the GROBOX, a simple hydroponic setup for growing microgreens at home.
- Reclaim. Repurpose. Reimagine. (Woman-led) - Plans to create packaging for luxury goods products using fabric samples from Austin Creative Reuse and bulletproof vests from Travis County.
- REVISION GOODS (Woman/Asian-led) – Plans to create durable home goods using decorator fabric samples from Austin Creative Reuse.

Circular Austin Showcase

Innovation Fellows will receive entry into the second annual Circular Austin Showcase on August 30. They will pitch, in person, alongside four additional companies to a panel of investors for the chance to win \$5,000. Applications for Circular Austin Showcase opened in early May and will remain open through May 30.

Fix-It Repair Education

Fix-It Clinics relaunched in person on April 23. Fix-It Clinics are a hands-on learning experience, that pairs volunteer coaches with residents who need to repair household items like clothing, jewelry, electronics, and appliances. This was the first in-person repair event since January 2020. It was also the first time the event was hosted at a PARD facility. In partnership with the Camacho Activity Center, the clinic offered bike repair through the Camacho's Bike Workshop. 12 volunteer repair coaches helped 41 attendees fix or determine a plan of action for the repair of 36 items, extending the life of 206 lbs. of material. A Fix-It Austin Partner clinic is scheduled for June 5 to offer sewing machines, sergers, jewelry, and clothing repair in partnership with Austin Creative Reuse.



ARR Solicitations Update
As of April 14, 2022
ZWAC Meeting May 11, 2022

Upcoming Solicitations and Agreements Under Development (in alphabetical order):

1. Household Hazardous Waste and Recycling Collection Services: ILA – The City will provide household hazardous waste, recycling, and other collection services for Travis County households located outside the incorporated limits of the city.
2. Mattress Recycling Program: RFP – The Contractor shall develop and implement a mattress and box spring collection and recycling program. No existing contract.

Solicitations Expected to be Posted Within the Next 90 Days:

No Updates

Published Solicitations:

No Updates

Solicitations in Evaluation or Negotiation:

1. Solid Waste Industry Consulting Services: [RFQS 1500 JTH4011REBID](#) - This solicitation was posted on March 07, 2022, and closed on April 14, 2022. The Consultants shall provide professional solid waste industry consulting services, including delivering industry knowledge, technical advice, and recommendations related to the solid waste industry on an as-needed basis. No existing contract.
2. Vehicle Wrap and Installation Services: [IFB 1500 AMA1069](#) – This solicitation was posted on January 31, 2022, and closed on March 22, 2022. The Contractors shall provide vehicle wrap and installation services on various vehicles. No existing contract.

Definitions:

CCO (Capital Contracting Office): Administers the procurement of professional and construction services.

CO-OP (Cooperative Contract): A contract that has been competitively bid and issued by another government or purchasing alliance with the intention of sharing it with other governmental entities.

ILA (Interlocal Agreement): A collaborative contract between local government entities (for example, ARR and a county, state, or school district) to provide more efficient and less costly services, where any payments are made from current revenues.

IFB (Invitation for Bid): Formal bidding documents inviting suppliers to submit pricing for goods or services.

RFI (Request for Information): Used to obtain industry input, feedback, or reactions from potential suppliers prior to issuing a solicitation.

RFQ (Request for Quotation): Informal request to suppliers to provide quotes on specific goods or services.

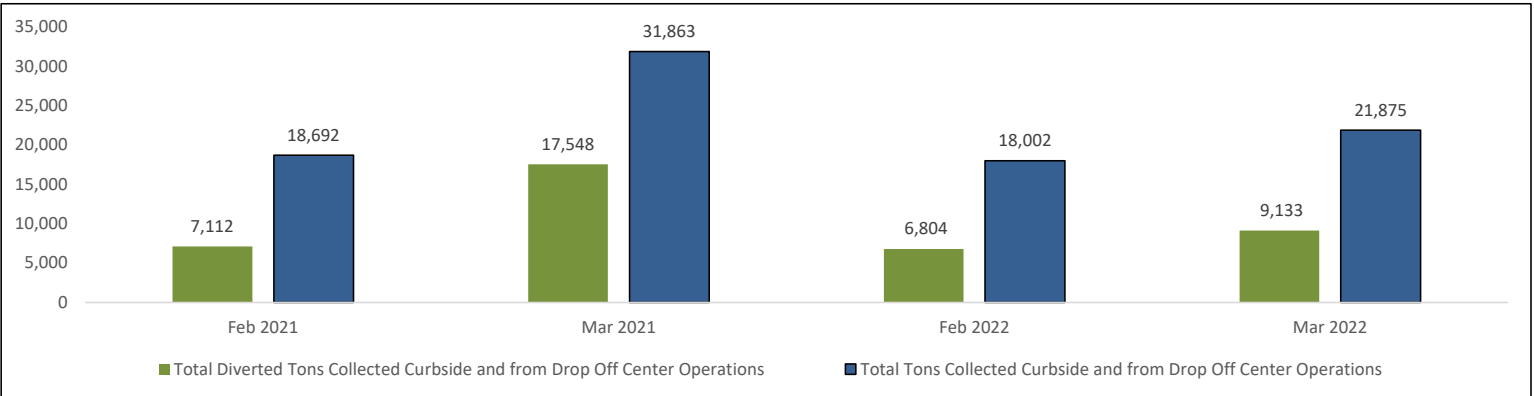
RFQS (Request for Qualifications): Formal solicitation used when qualifications are the main criteria for professional services.

RFP (Request for Proposals): Formal request for a supplier to provide a solution and cost estimate to a complex need.

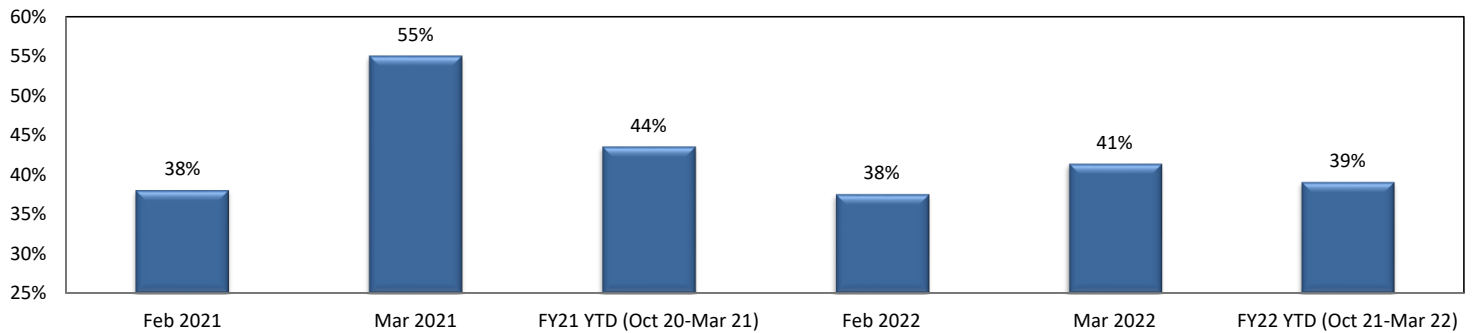
Austin Resource Recovery Curbside Collection and Drop Off Center Operations

		LAST FISCAL YEAR					CURRENT FISCAL YEAR					
Description of Services		FY 2020	FY 2021		Feb 2021	Mar 2021	FY21 YTD (Oct 20-Mar 21)		Feb 2022	Mar 2022	FY22 YTD (Oct 21-Mar 22)	FY 2022 Goal
Tons Disposed	Tons of curbside Trash	136,709	138,955		10,010	12,674	69,455		10,050	11,693	67,746	133,800
	Tons of Curbside Bulk Disposed	5,379	11,651		916	432	4,964		231	12	3,085	11,220
	HHW Operations Tons Disposed	347	765		12	66	236		43	48	292	530
	Estimated Tons of Curbside Recycling Residuals*	11,302	11,321		642	1,142	5,694		875	989	5,786	10,803
	Total Disposed Tons Collected Curbside and from Drop Off Center Operations	153,737	162,693		11,580	14,315	80,349		11,198	12,742	76,909	156,353
*Estimated tons of curbside recycling processed by vendors as residual - based on bi-annual sample route audit												
Tons Diverted	Tons of curbside recycling	52,122	51,709		3,005	5,334	26,498		3,543	3,994	23,935	51,197
	RRC Tons Recycled/Reused	1,218	1,323		23	102	515		89	145	769	2,200
	RRC Tons of Brush Collected	1,722	563		0	14	173		0	0	8	2,000
	HHW Operations Tons recycled/reused	247	222		2	15	70		18	27	124	470
	Tons of Drop Off Center Collections Recycled/Reused	3,060	1,784		12	125	617		102	172	829	4,415
	Tons of Curbside Yard Trimmings	48,105	56,481		3,232	11,366	31,469		2,727	4,915	22,573	50,000
	Tons of Curbside Bulk Recycled	127	323		13	7	141		5	0	71	255
	Tons of Curbside Brush Collected	3,323	8,339		848	686	3,578		399	40	2,438	6,872
	Tons of Curbside Textiles Collected	25	42		2	5	20		3	3	17	75
	Tons of Carts Recycled	193	163		0	26	75		25	8	104	200
	Total Diverted Tons Collected Curbside and from Drop Off Center Operations	106,955	118,841		7,112	17,548	62,398		6,804	9,133	49,968	113,014
Tons of Curbside Compost Collected**	38,711	53,455		3,123	11,362	28,443		2,727	4,888	22,546	50,000	
***"Tons of Curbside Compost Collected" is included in the "Tons of Yard Trimmings Collected"												
Total Tons Collected Curbside and from Drop Off Center Operations		260,692	281,534		18,692	31,863	142,747		18,002	21,875	126,877	269,367
Estimated Percent of Curbside Collected Materials Diverted from Landfills by ARR		40.38%	41.96%		38.03%	55.01%	43.54%		37.53%	41.38%	39.07%	41.07%
Pounds of Trash collected per customer per pickup		25.57	25.52		22.16	27.95	25.65		21.93	25.45	24.65	24.32
Number of Trash and Recycling Customers		205,670	209,419		208,479	209,254	208,272		211,508	212,081	211,383	211,603
Pounds of Recycled materials collected per customer per pickup (every other week)		19.61	19.10		13.38	23.66	19.69		15.56	17.49	17.52	18.74
Pounds of Yard Trimmings collected per customer per week		9.05	10.43		7.20	25.21	11.69		5.99	10.76	8.26	9.15
Number of Yard Trimmings/Organics Customers		204,506	208,209		207,250	208,047	207,066		210,238	210,807	210,128	210,128
Total tons of Dead Animals Collected from COA rights-of-way and the animal shelter		34	31		1	3	16		3	4	22	30

Austin Resource Recovery Curbside Collection and Drop Off Center Operations



Estimated Percent of Curbside Collected Materials Diverted from Landfills by ARR

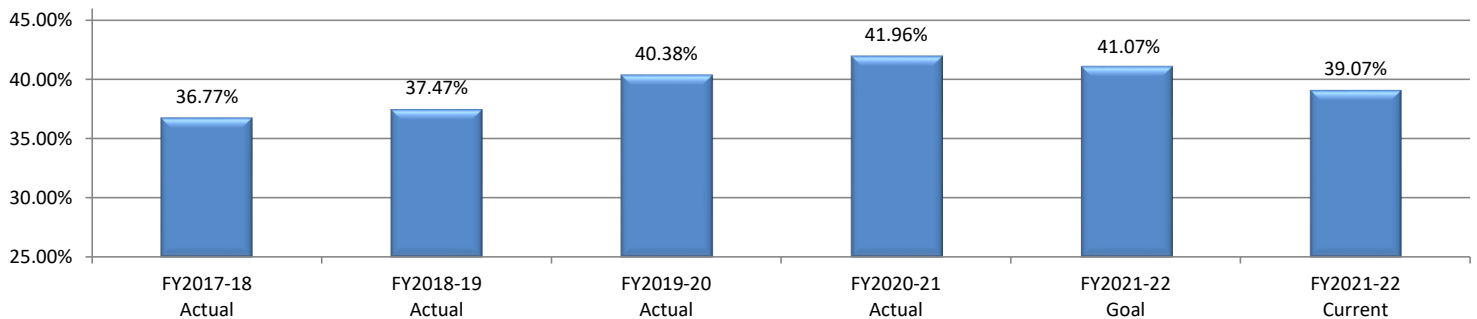


Reporting Status and Diversion Results for All Categories of Waste Generation

Category of Waste Generation	FY2017-18 Actual	FY2018-19 Actual	FY2019-20 Actual	FY2020-21 Actual	FY2021-22 Goal	FY2021-22 Current
Residential Waste Diversion (city serviced accounts)	36.77%	37.47%	40.38%	41.96%	41.07%	39.07%
Community Diversion Rate	*	*	*	*	*	*

*As prescribed in the Austin Resource Recovery Master Plan, the Department will conduct a detailed waste assessment study every five years to determine progress toward our Zero Waste goal. The first such study was published in 2015 and is titled Austin's 2015 Community Diversion Study. The study focused on estimating diversion from both ARR-serviced properties and commercial properties. Commercial properties include retail businesses, food service establishments, professional offices, industrial properties, institutional facilities, government facilities, and multifamily properties five units and larger. According to Austin's 2015 Community Diversion Study, Residential Waste Diversion Rate (city serviced accounts) represents approximately 15% and the Community Diversion Rate (accounts serviced by private waste haulers) represents approximately 85% of the total citywide wastage.

Residential Waste Diversion (city serviced accounts)



Category of Waste Generation	CY 2018	CY 2019	CY 2020
Commercial Tons Landfilled**	1,079,312	1,401,619	1,359,207
Commercial Tons Recycled**	402,292	470,786	435,875
Commercial Organics Tons**	80,906	102,215	81,436

** Numbers reported here are compiled from self-reported data submitted by licensed private waste haulers via semi-annual tonnage reports required under Section 15-6-3 of the City Code on a calendar year basis and as such, ARR does not attest to the accuracy of these amounts. These numbers reflect data from 100-200 licensed haulers (number of haulers varies over time), and include haulers servicing dumpsters, roll-offs, construction and demolition debris, landscaping debris, and metal scrap. These numbers do not reflect all data sources included in Austin's 2015 Community Diversion Study.



JOB FAIR

Join us!

to learn more about working
for **Austin Resource Recovery
and Fleet Mobility Services:**

- No driving experience required;
CDL training provided
- Opportunities for advancement
- Competitive pay and benefits

April 29
9am - 11am

Kenneth Gardner Service Center
4108 Todd Ln. Austin, TX 78744



Free Parking
on
Business
Center Drive
and
Commercial
Center Drive.

