

11TH AND 12TH STREET NCCD/URBAN RENEWAL PLAN UPDATE – COMMUNITY SURVEY

551 responses



Which statements describe your relationship to the 11th and 12th Street area shown in blue in the map below? (Check *all* that apply)

551 out of 551 answered


I shop/dine/drink here regularly. 345 resp. 62.6%



I live within 0.5 miles of here. 300 resp. 54.4%




I own a residence within or in proximity to the blue boundaries. 135 resp. 24.5%




I work within 0.5 miles of here. 115 resp. 20.9%



I have generational ties here. 58 resp. 10.5%



I own property within the blue boundaries. 51 resp. 9.3%



I rent a residence within or in proximity to the blue boundaries. 44 resp. 8%



I worship here regularly. 28 resp. 5.1%



I rent property within the blue boundaries. 22 resp. 4%



I own a business within the blue boundaries. 8 resp. 1.5%



Should the following types of businesses be allowed to exist along the 11th and 12th Street corridors, or should they be prohibited?

551 out of 551 answered

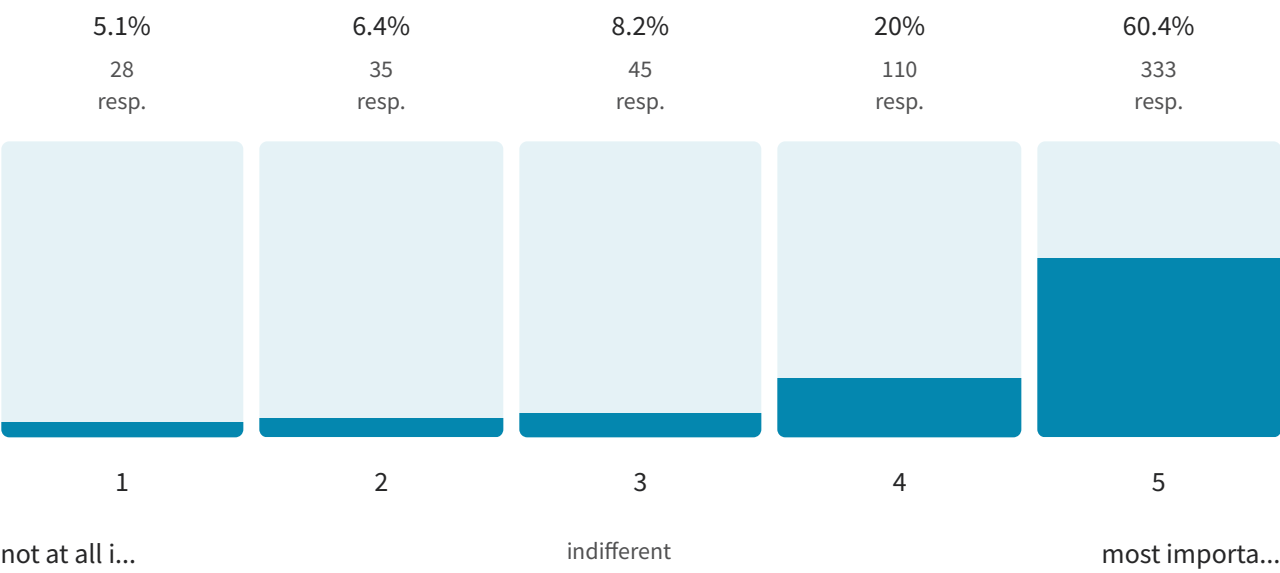
	Allowed	Prohibited
Grocery Stores	91.8%	8.2%
Convenience/Corner Stores	89.7%	10.3%
Office-type businesses (legal services, financial...	73.5%	26.5%
Outdoor recreation	92%	8%
Indoor recreation	88.6%	11.4%
Garden nurseries	90.6%	9.4%
Community Gardens	96.2%	3.8%
Daycare/early childhood education	92.4%	7.6%
Indoor live music	85.1%	14.9%
Outdoor live music	68.8%	31.2%
Restaurants	96.9%	3.1%
Neighborhood pubs/bars	85.8%	14.2%
Businesses that support creative industries	91.8%	8.2%

Community Events Venue	88.9%	11.1%
Retail – small/local businesses	96.7%	3.3%
Retail – big box stores	15.8%	84.2%
Liquor Sales	71.9%	28.1%
Laundry Services	80.8%	19.2%
Personal Services (beauty salons, tailor/seamstress,...)	94.9%	5.1%
Pet services	87.7%	12.3%
Theatres	80.4%	19.6%
Hotels	42.3%	57.5%

Housing options available at every income level

551 out of 551 answered

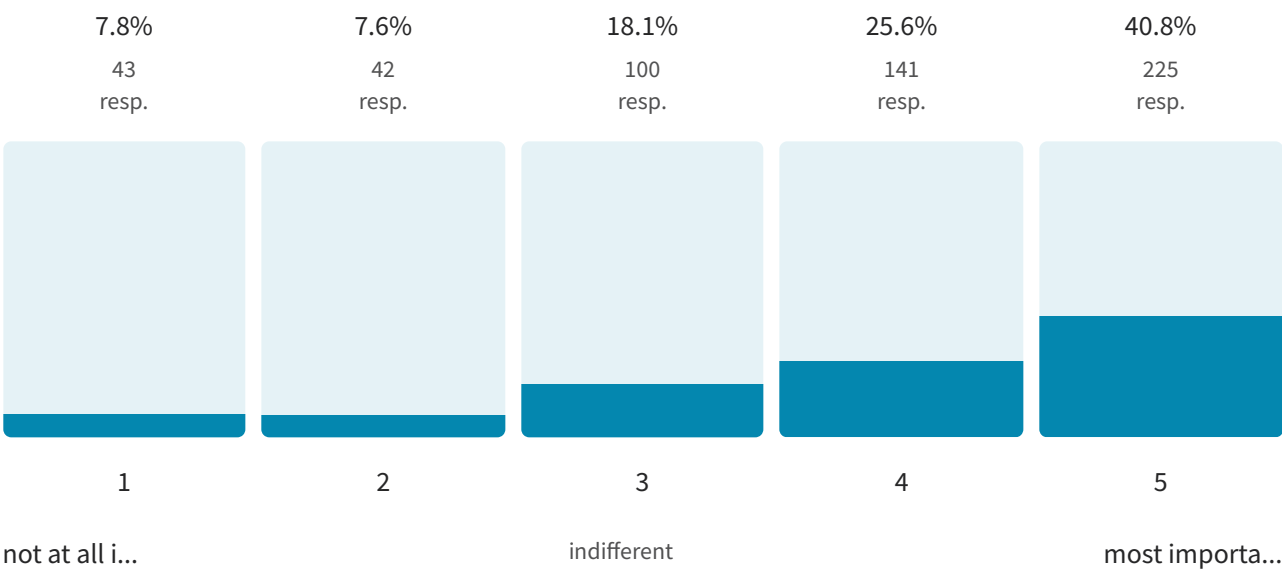
4.2 Average rating



A wide variety of housing types (single-family homes, fourplexes, townhomes, apartments, etc.)

551 out of 551 answered

3.8 Average rating



551 out of 551 answered

Country	1 (not at all important)	2	3 (indifferent)	4	5 (most important)
China	1.1% (6 resp.)				
France		1.3% (7 resp.)			
Germany			3.4% (19 resp.)		
United Kingdom				17.6% (97 resp.)	
United States					76.6% (422 resp.)

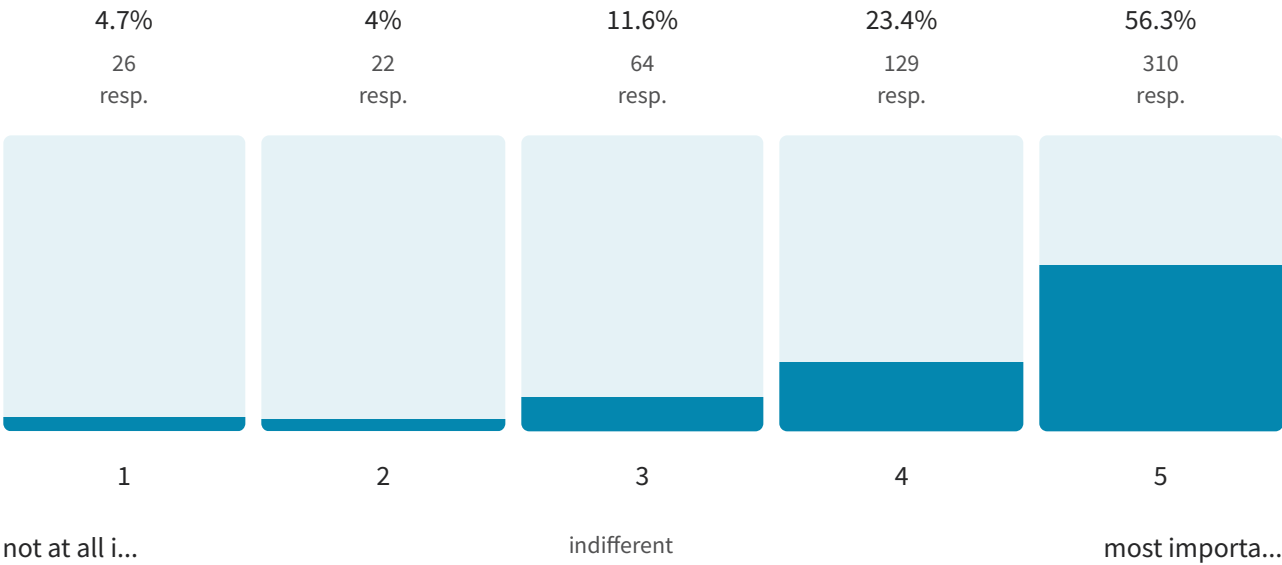
551 out of 551 answered

Age Group	18-29	30-39	40-49	50-59	60+
not at all important	3.3%	3.6%	9.6%	17.2%	66.2%
not very important	18	20	53	95	365
important	0	0	0	0	0
most important	0	0	0	0	0

Access to frequent and rapid public transit options

551 out of 551 answered

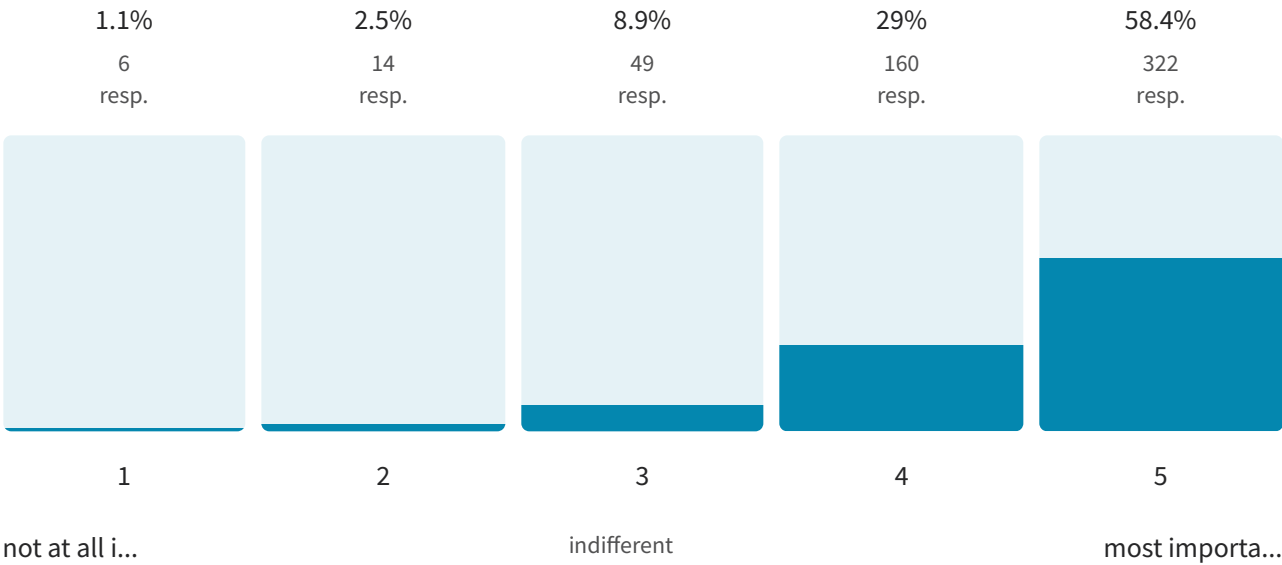
4.2 Average rating



Access to public green space

551 out of 551 answered

4.4 Average rating



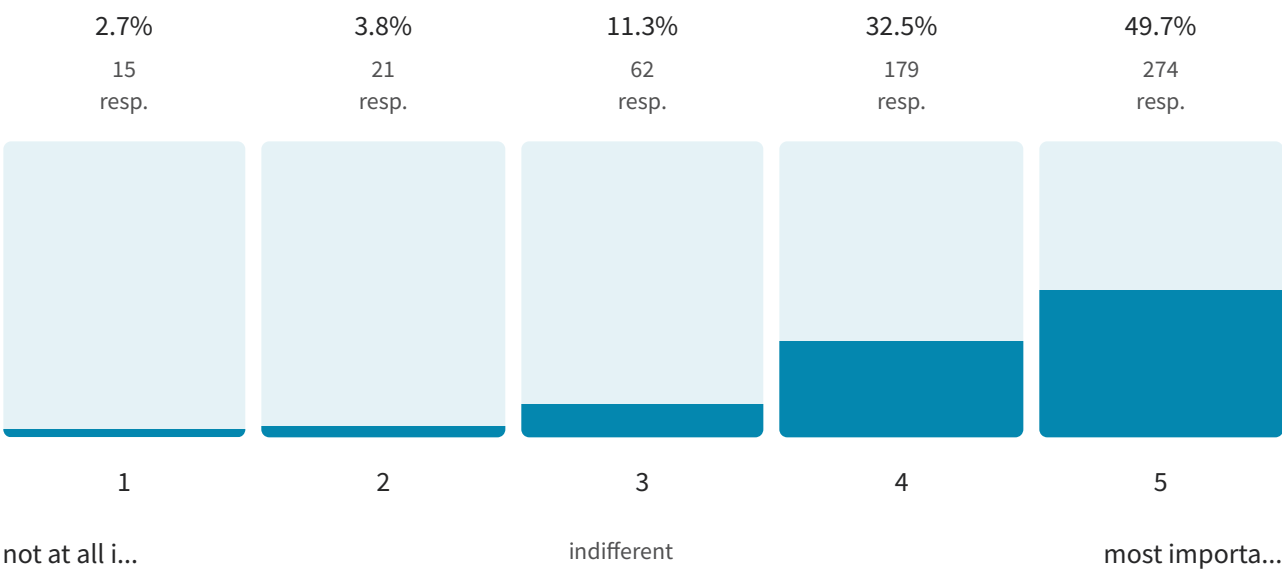
551 out of 551 answered

Importance Rating	Percentage	Number of Respondents
1 (not at all important)	2.5%	14
2	1.5%	8
3 (indifferent)	6.4%	35
4 (important)	26.5%	146
5 (most important)	63.2%	348

A wide variety of local businesses

551 out of 551 answered

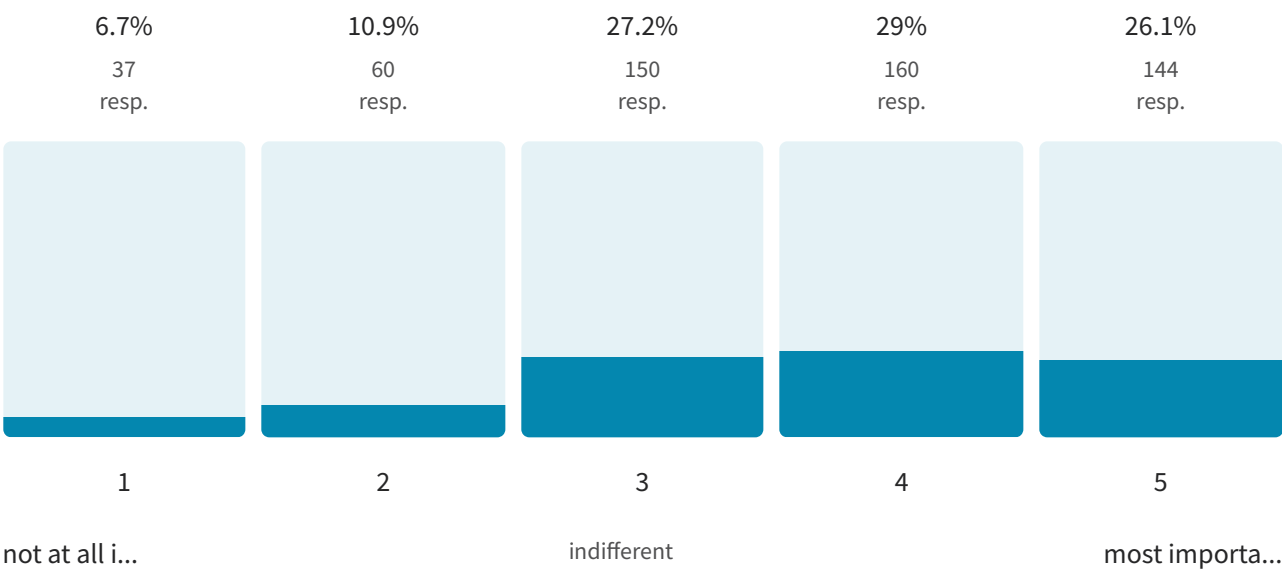
4.2 Average rating



Affordable commercial space

551 out of 551 answered

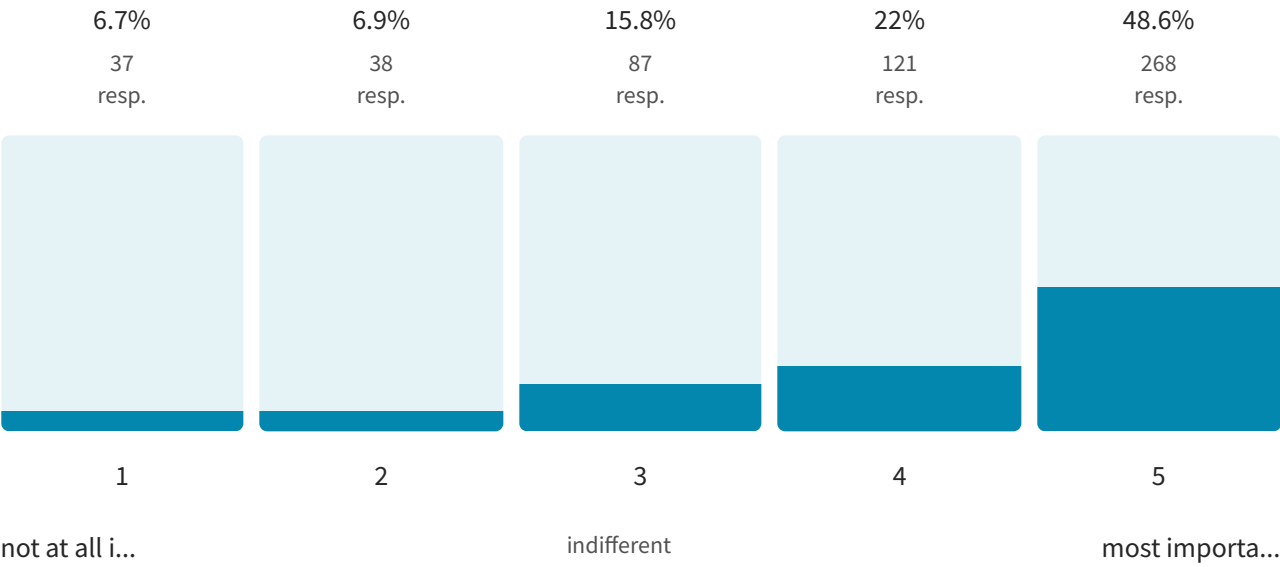
3.6 Average rating



Preservation of historic structures

551 out of 551 answered

4.0 Average rating



551 out of 551 answered

Importance Level	Percentage	Number of Responses
1 (not at all important)	3.6%	20
2	6.2%	34
3 (indifferent)	19.8%	109
4	28.1%	155
5 (most important)	42.3%	233

551 out of 551 answered

Importance Level	Percentage	Count (resp.)
1 (not at all important)	18.7%	103
2	14.3%	79
3 (indifferent)	28.9%	159
4	20%	110
5 (most important)	18.1%	100

551 out of 551 answered

Importance Level	Percentage	Count (resp.)
not at all important	7.4%	41
2	2.9%	16
3	10.7%	59
4	16%	88
most important	63%	347

What types of housing should be allowed along the 11th and 12th Street corridors?

551 out of 551 answered



House scale multi-family with 3-12 units

393 resp. 71.3%



Mixed-use residential (commercial space on ground floor with multiple apartments or condos above)

392 resp. 71.1%



Duplexes

382 resp. 69.3%



Accessory Dwelling Units (attached or detached smaller unit on single-family lot)

370 resp. 67.2%



Townhomes

368 resp. 66.8%



Single-Family Housing

353 resp. 64.1%



Co-op Housing (Housing shared by a group of more than six persons who are not a family. This is typically used to lower housing costs)

344 resp. 62.4%



Retirement/ Senior Housing

339 resp. 61.5%



Transitional Housing (temporary housing with services intended to bridge the gap from homelessness to permanent housing)

317 resp. 57.5%



Apartment/ Condo complexes

283 resp. 51.4%





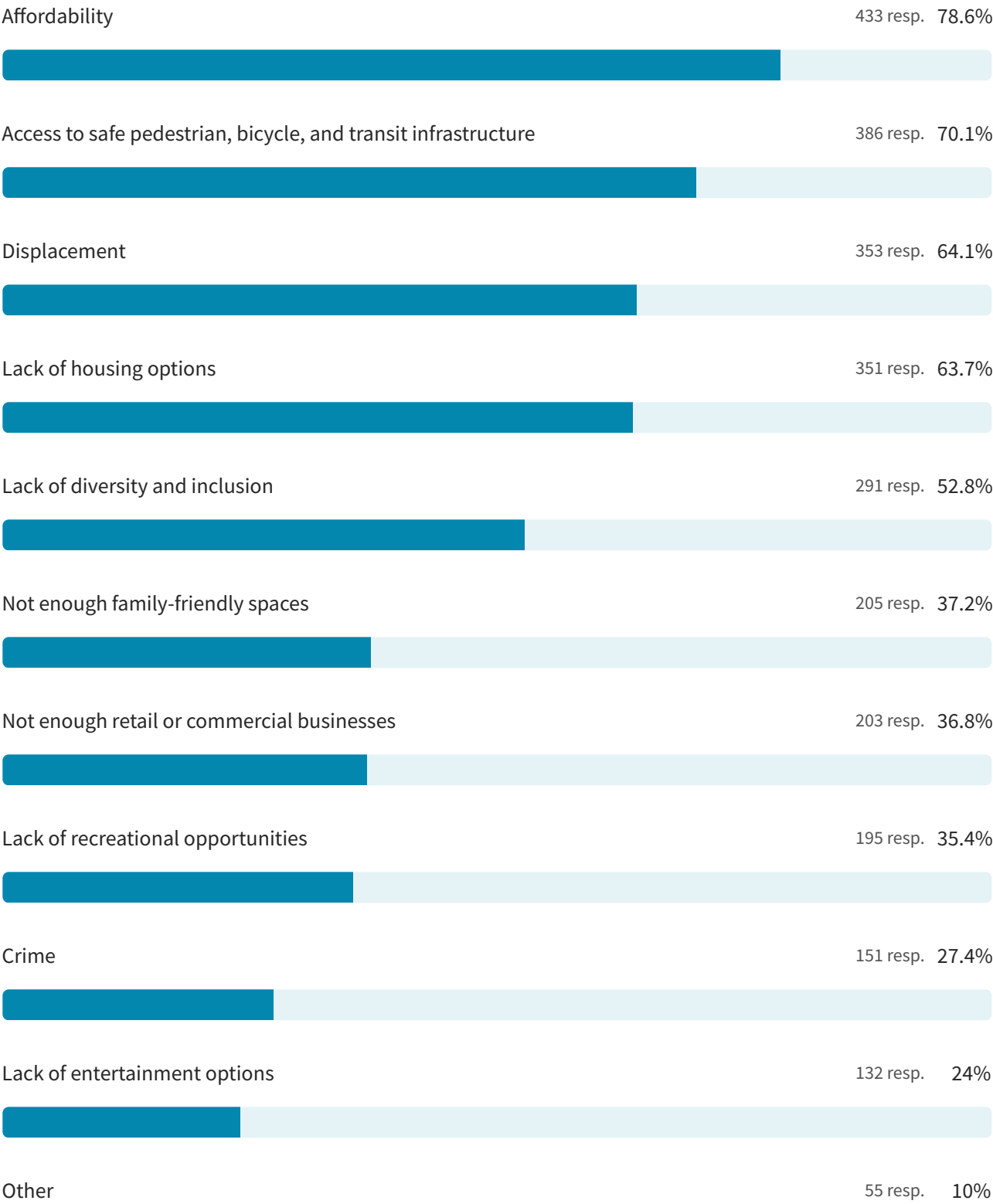
Other

14 resp. 2.5%



From the list below, select the **five** most important issues and / or concerns that you feel currently impact the East 11th and 12th Street area.

551 out of 551 answered






What do you consider to be the most important roles for regulations to play in influencing the look and feel of development on 11th and 12th Streets? (Select no more than **three**)

551 out of 551 answered

Increase diversity of residents and businesses by providing a variety of housing and commercial options 335 resp. 60.8%



Manage the density and intensity of new development by regulating the size and layout of lots and buildings 258 resp. 46.8%



Retain and enhance community appearance through landscaping, signage, lighting, and design standards 242 resp. 43.9%



Provide incentives that allow bigger buildings in exchange for community benefits like affordable housing or improved infrastructure 203 resp. 36.8%



Improve flexibility of development regulations 151 resp. 27.4%

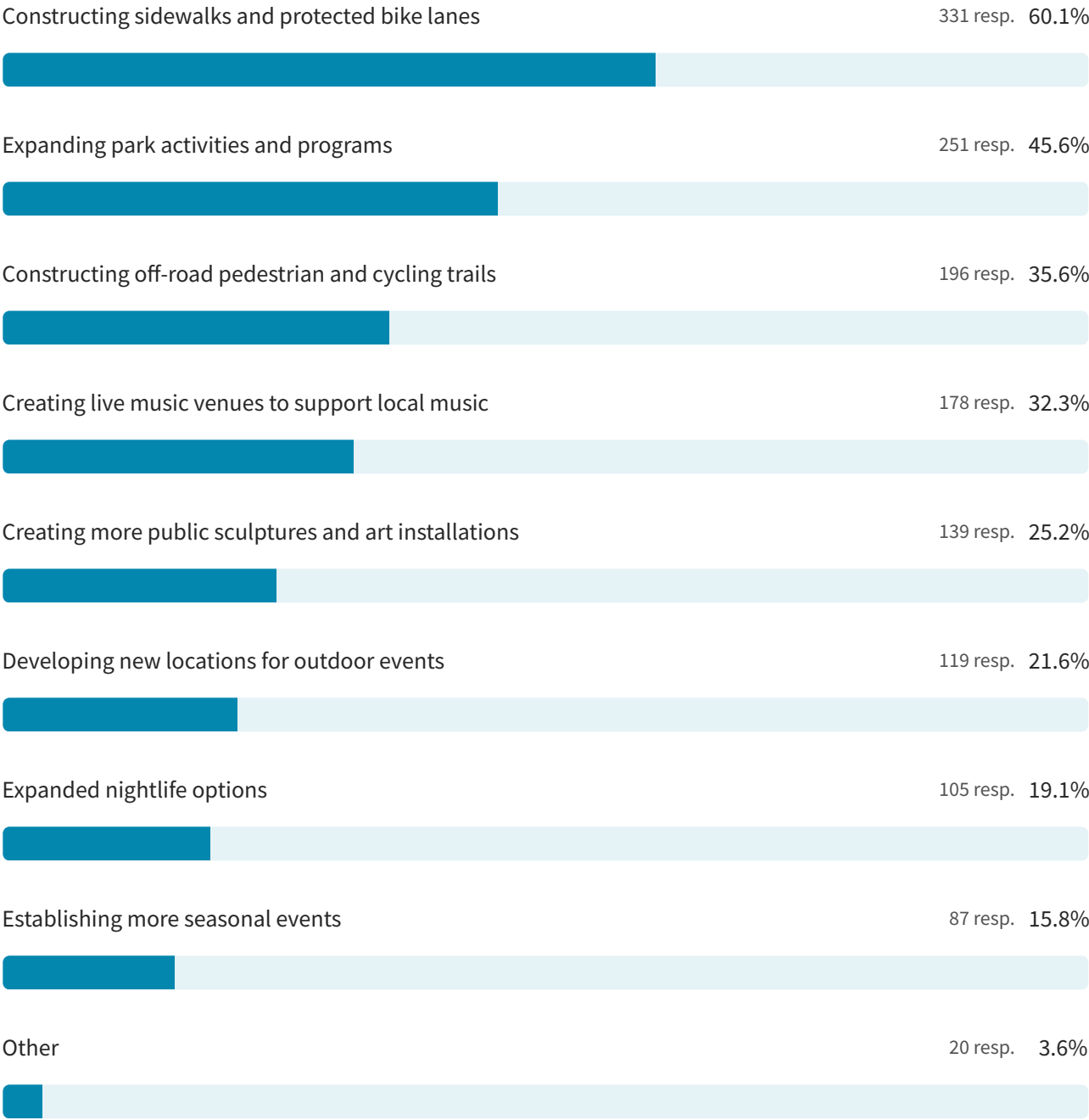


Reduce land use conflicts by managing the location of single-family, multi-family, and commercial development 145 resp. 26.3%



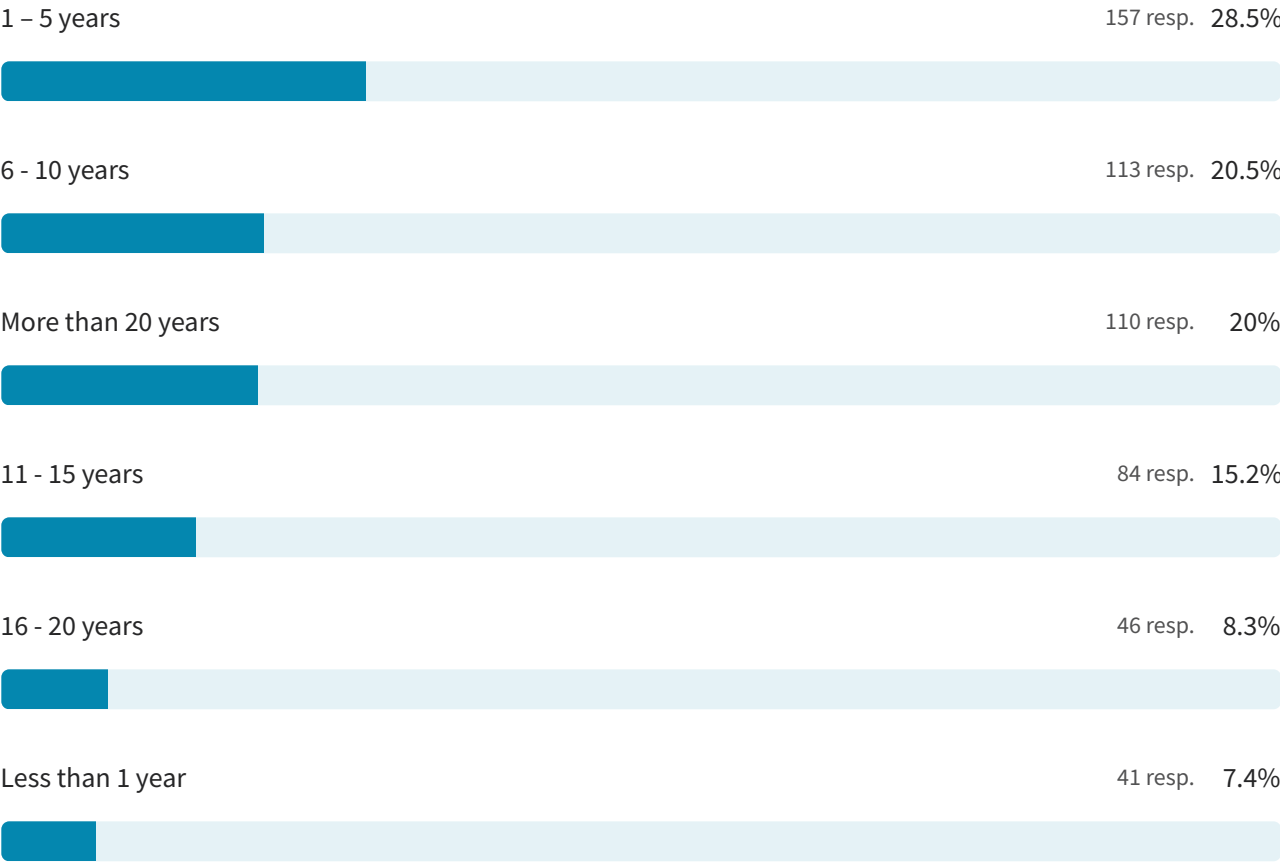
What do you consider to be most important for creating entertainment and recreational opportunities on 11th and 12th Street? (Circle no more than **three**)

551 out of 551 answered



How long have you been a resident of East Austin?

551 out of 551 answered



Overall, how satisfied are you with East Austin as a place to live?

544 out of 551 answered

3.9 Average rating

