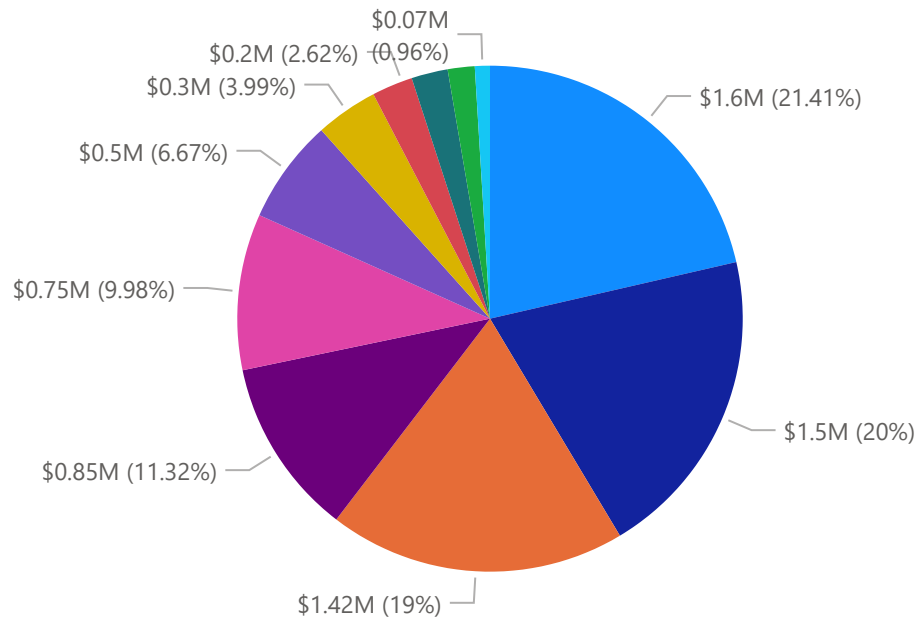


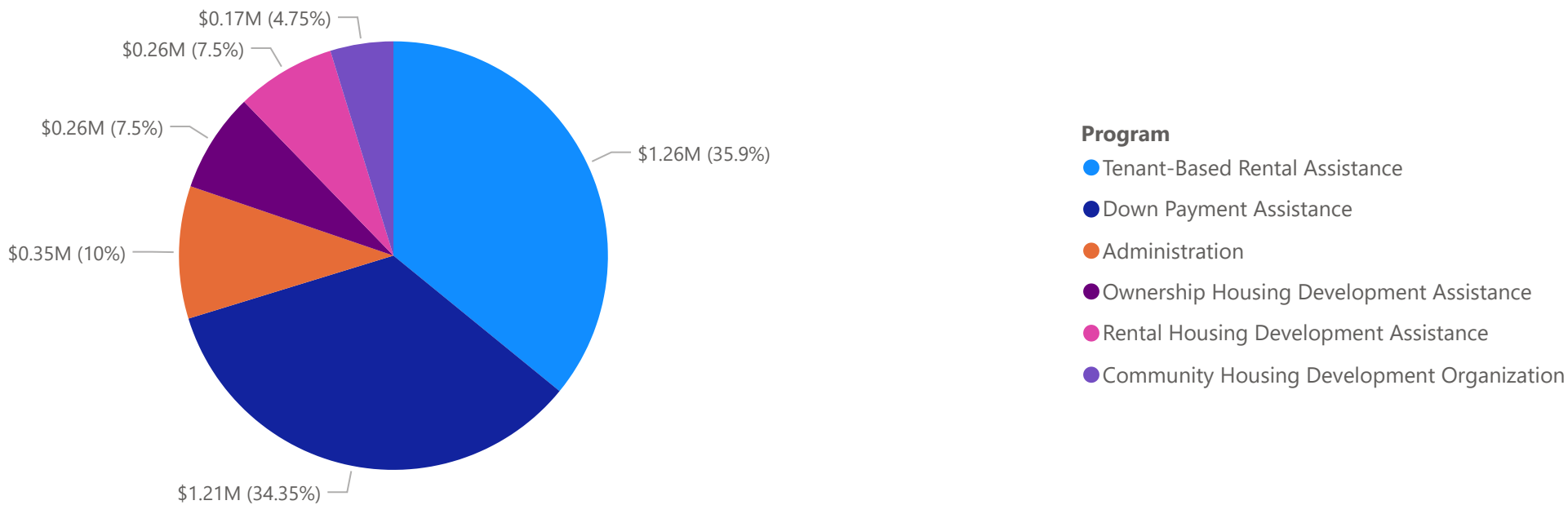
CDBG Funding by Program



- Program**
- Rental Housing Development Assistance
 - Administration
 - Architectural Barrier Removal- Owner
 - Minor Home Repair
 - Homeowner Rehabilitation Loan Program
 - Childcare Services
 - Tenants' Rights Assistance
 - Mental Health Services
 - Architectural Barrier Removal- Renter
 - Senior Services
 - Ownership Housing Development Assistance

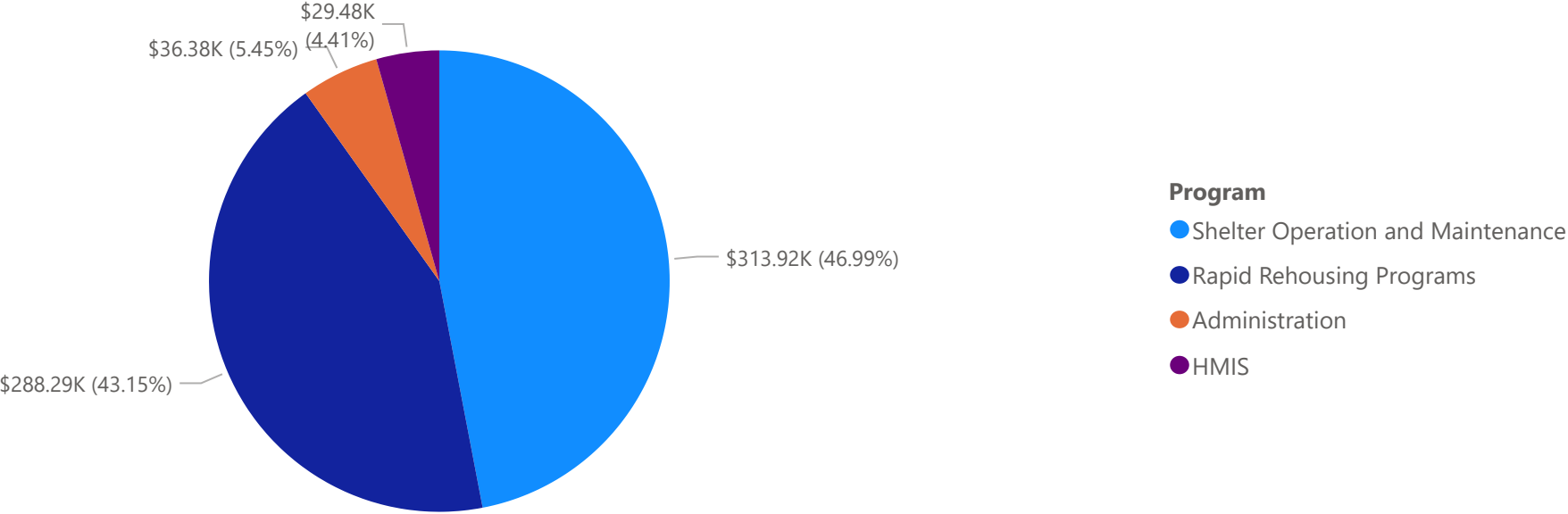
Program	Funding
Rental Housing Development Assistance	\$1,603,105
Administration	\$1,497,781
Architectural Barrier Removal- Owner	\$1,422,860
Minor Home Repair	\$848,062
Homeowner Rehabilitation Loan Program	\$747,380
Childcare Services	\$499,167
Tenants' Rights Assistance	\$298,938
Mental Health Services	\$196,179
Architectural Barrier Removal- Renter	\$174,324
Senior Services	\$129,052
Ownership Housing Development Assistance	\$72,061
Total	\$7,488,909

HOME Funding by Program



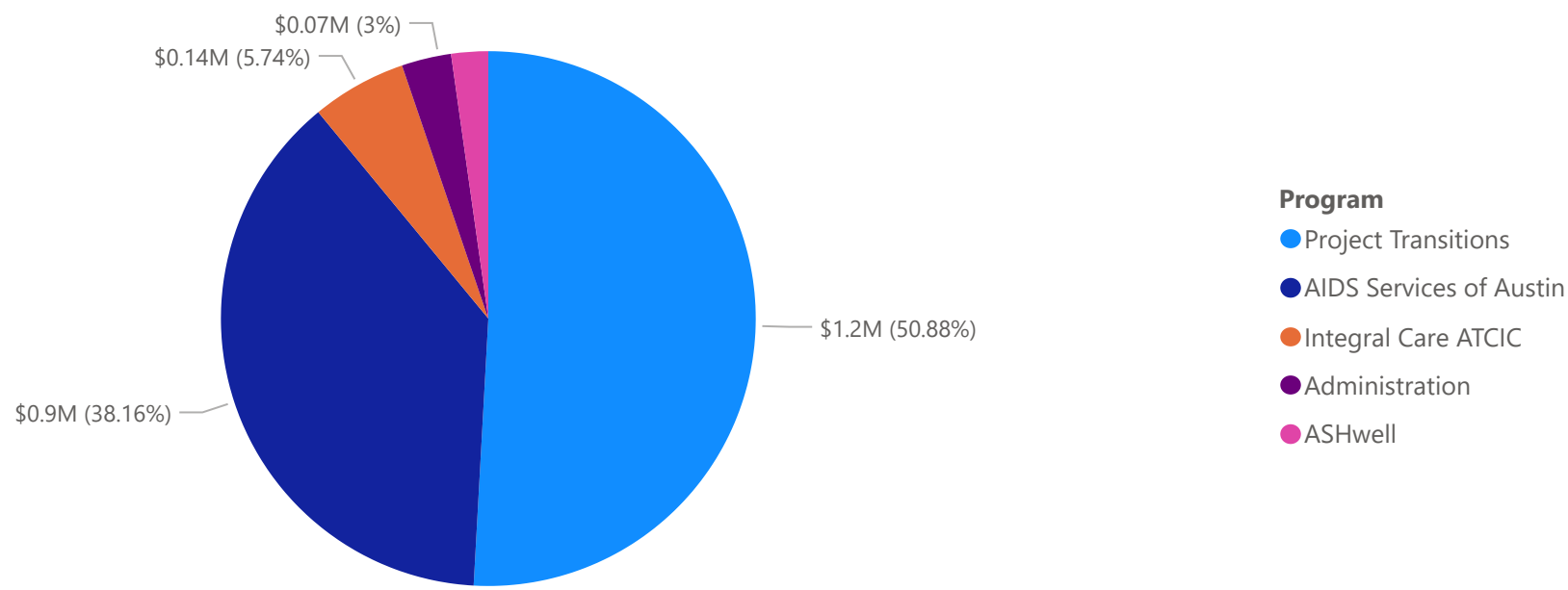
Program	Funding
Tenant-Based Rental Assistance	\$1,264,779
Down Payment Assistance	\$1,210,306
Administration	\$352,333
Ownership Housing Development Assistance	\$264,250
Rental Housing Development Assistance	\$264,250
Community Housing Development Organization	\$167,416
Total	\$3,523,334

ESG Funding by Program



Program	Funding
Shelter Operation and Maintenance	\$313,922
Rapid Rehousing Programs	\$288,287
Administration	\$36,381
HMIS	\$29,484
Total	\$668,074

HOPWA Funding by Program



Program	Funding
Project Transitions	\$1,200,000
AIDS Services of Austin	\$900,000
Integral Care ATCIC	\$135,328
Administration	\$70,761
ASHwell	\$52,627
Total	\$2,358,716